

Weekly Market Summary

Published by:
Missouri Department of Agriculture
Ag Business Development Division
Market News Program



Chris Chinn, Director
 Jill Wood, Division Director
 Tony Hancock, Editor
[agmarketnews.mo.gov](http://www.ams.usda.gov/marketnews.htm)
<http://www.ams.usda.gov/marketnews.htm>

Michael L. Parson, Governor

Volume XLII, Number 29 ♦ P.O. Box 630, Jefferson City, MO 65102 ♦ (573) 751-4211 ♦ Monday, July 25, 2022

MISSOURI WEEKLY FEEDER CATTLE WEIGHTED AVERAGE REPORT

Receipts: 26,823 Week ago: 37,897 Year ago: 22,562

Steers and Heifers Medium and Large 1—Weighted average weights and prices

STEERS: Medium and Large 1

328 lbs. 217.92	529 lbs. 202.70	720 lbs. 176.82	916 lbs. 157.13
378 lbs. 214.05	570 lbs. 198.14	775 lbs. 172.91	1010 lbs. 154.00
428 lbs. 201.92	627 lbs. 189.91	828 lbs. 169.77	
473 lbs. 205.11	668 lbs. 183.49	855 lbs. 164.34	

HEIFERS: Medium and Large 1

281 lbs. 168.69	476 lbs. 176.46	674 lbs. 167.56	850 lbs. 150.81
327 lbs. 170.07	525 lbs. 168.96	728 lbs. 159.59	
383 lbs. 179.66	572 lbs. 170.17	772 lbs. 153.93	
424 lbs. 175.72	622 lbs. 166.72	817 lbs. 151.71	

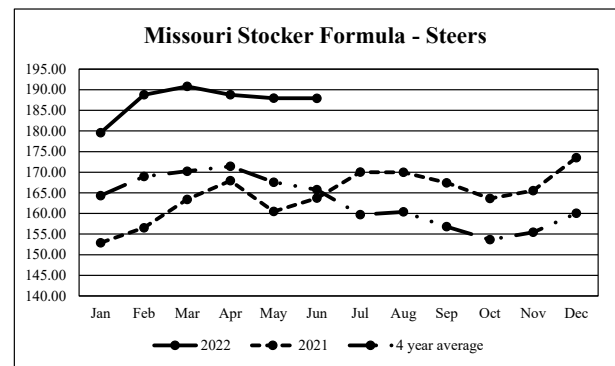
Missouri Steer (Heifer) Stocker Formula for 07/25/2022

Monday's Missouri Stocker Formula consists of **5095 (6104)** head with a weighted average weight of **555.79 (541.57)** lbs. and a price value of **188.69 (166.27)**, 5.02 lower (1.20 lower) than last Monday.

This a rolling seven day calculated weighted value which combines all Feeder Steers reported by MDA/USDA Market News Service weighing from 400-649 lbs. in the Medium and Large 1 and Medium and Large 1-2 frame and muscle classifications, including all comment cattle except Brahman X. Heifer values are in parentheses.

Missouri Weekly Cattle Auction Summary 07/25/22

Compared to last week, the majority of steers and heifers sold mostly steady to 4.00 lower, however there were a couple of early week sales with spots 3.00 higher. The supply of feeder was moderate with another week of large numbers of cull cows coming to the sale barns. Several market reporters noted the impact the weather had on supply and demand on cattle going to the sale barns. Last Thursday's drought monitor for Missouri showed about seventy-four percent of the state affected by some level of drought, with quite a bit more classified as D1 Moderate Drought since last week and two percent of the state in southern Missouri classified as D3 Extreme Drought. Very welcomed precipitation is in the forecast; several areas in the state received rain overnight and into Monday morning, with more expected. Friday's inventory report showed all cattle and calves down two percent at 98.8 million head. All cows and heifers that have calved was estimated at 39.8 million head, two percent less than a year ago. Of that total, beef cows were estimated at 30.4 million head and milk cows at 9.45 million head. All heifers 500 pounds and over came in at 15.6 million head. Steers 500 pounds and over were down one percent at 14.4 million head. Bulls 500 pounds and over were unchanged at 2 million head. Calves under 500 pounds totaled 27 million head, three percent less than last year. This year's calf crop is estimated at 34.6 million head, one percent less than a year ago. This month's cattle on feed report was also published on Friday. Cattle on feed on July 1 was estimated at 11.3 million head, slightly higher than a year ago. Of that total, 6.9 million were steers, one percent less than last year and 4.45 million head were heifers, three percent more than a year ago. Marketings for June totaled 2.06 million head, two percent more than a year ago. Negotiated cash sales totaled 62,400 head, as of Friday afternoon's report. Live purchases ranged from 136.00 to 147.00 and dressed from 227.00 to 230.00. Monday's Missouri Stocker Formula consists of 5095 head with a weighted average weight of 555.79 pounds and a price value of 188.69, 5.02 lower than a week ago.

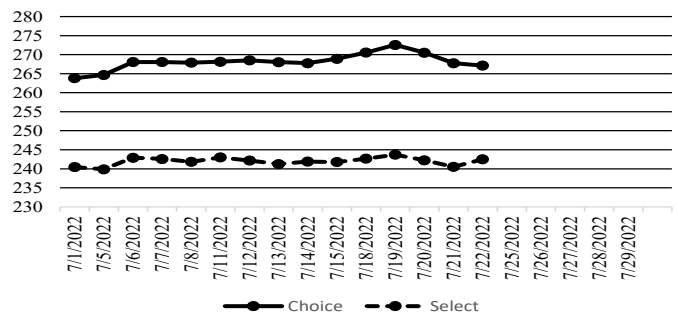


*Graph is updated the first Monday of each month.

NATIONAL BOXED BEEF CUTOUT/BOXED BEEF CUTS

DATE	CHOICE	SELECT	TOTAL LOADS
07/18	270.55	242.66	67
07/19	272.57	243.73	133
07/20	270.53	242.25	119
07/21	267.76	240.53	105
07/22	267.12	242.50	95
5 Day Simple Average	269.71	242.33	

Boxed Beef Cuts July 2022



WEEKLY LIVESTOCK SLAUGHTER 07/23/22

	CATTLE	HOGS	SHEEP
Week to Date:	665,000	2,285,000	33,000
Last Week:	674,000	2,255,000	33,000
Last Year:	655,000	2,325,000	35,000

The Weekly Market Summary, as well as historical summaries, are available on our website <https://agmarketnews.mo.gov/summaries>
 Market News Hotline: 1-573-522-9244

SOUTHWEST MISSOURI WEEKLY SUMMARY

(Joplin and Springfield)

Receipts: 12,617 Week Ago: 16,066 Year ago: 6605

Compared to last week, feeders early week steady to 4.00 higher, late week feeder calves 5.00 to 10.00 lower, yearlings steady to 3.00 lower. Slaughter cows 4.00 to 10.00 lower, spots up to 15.00 lower. Slaughter bulls 4.00 to 10.00 lower, spots 12.00 lower.

FEEDER STEERS:
Medium and Large 1

400-500 lbs.	194.00-212.50
500-600 lbs.	188.00-207.00
600-700 lbs.	176.00-196.00
700-800 lbs.	162.00-180.00
800-900 lbs.	162.00-171.00
19 hd 935 lbs.	158.00
25 hd 1010 lbs.	154.00

FEEDER HEIFERS:
Medium and Large 1

300-400 lbs.	172.50-190.00
400-500 lbs.	157.00-183.00
500-600 lbs.	150.00-175.00
600-700 lbs.	150.00-168.00
700-800 lbs.	144.00-162.25
800-900 lbs.	151.00-155.00

FEEDER HOLSTEIN STEERS
Large 3

Scarce Scarce

SLAUGHTER COWS: Breaking and Boning (70-85% lean) 61.00-77.00, high dressing 72.00-90.50; low dressing 50.00-65.50. Lean (85-90%) 51.00-67.00

SLAUGHTER BULLS: Yield Grade 1-2 1210-2390 lbs. 91.00-107.50; high dressing 102.00-113.00; low dressing 77.00-92.00

BRED COWS: Medium and Large 1 2-8 yrs 1140-1215 lbs 2nd to 3rd stage 1100.00-1275.00 per head. Medium and Large 1-2 2-8 yrs 910-1390 lbs 1st to 3rd stage 700.00-1210.00, fancy 1300.00-1325.00 per head

BRED HEIFERS: Medium and Large 1-2 yearlings 760-1020 lbs 2nd to 3rd stage 600.00-825.00; 2-4 yrs 875-1195 lbs 2nd to 3rd stage 825.00-1025.00, 1st stage 600.00-900.00 per head

COW & CALF PAIRS: Medium and Large 1 2 pairs 2-8 yrs 1255 lbs with baby to 150 lb calves 1325.00 per pair. Medium and Large 1-2 2-8 yrs 1052-1482 lbs with 150-300 lb calves 1025.00-1200.00; 4 pairs 2-8 yrs 1449 lbs rebred 1st stage with over 300 lb calves 1275.00; over 8 yrs 1430-1670 lbs with 150 to over 300 lb calves 1025.00-1310.00 per pair

SOUTH CENTRAL MISSOURI WEEKLY SUMMARY

(West Plains, Ava)

Receipts: 5844 Week ago: 9648 Year Ago: 4824

Compared to last week, feeder calves steady to 4.00 lower, spots 6.00 lower, with yearling steers early week 4.00 higher. Slaughter cows and bulls 7.00 to 10.00 lower.

FEEDER STEERS:
Medium and Large 1

400-500 lbs.	188.00-204.00
500-600 lbs.	180.00-194.00
600-700 lbs.	176.00-182.50
700-800 lbs.	166.00-177.00

FEEDER HEIFERS:
Medium and Large 1

300-400 lbs.	162.50-175.50
400-500 lbs.	157.50-173.00
500-600 lbs.	150.00-176.00
600-700 lbs.	149.00-164.50
700-800 lbs.	154.00-157.00
850-900 lbs.	142.50-149.50

FEEDER HOLSTEIN STEERS
Large 3

Scarce Scarce

SLAUGHTER COWS: Breaking and Boning (70-85% lean) 64.00-77.50, high dressing 75.00-86.00; low dressing 55.00-67.00. Lean (85-90%) 54.00-68.00

SLAUGHTER BULLS: Yield Grade 1-2 1175-2365 lbs. 90.00-103.00; high dressing 104.00-115.00; low dressing 74.00-90.00

BRED COWS: Medium and Large 1-2 2-8 yrs 1035-1350 lbs 2nd to 3rd stage 975.00-1125.00 per head

COW & CALF PAIRS: Medium and Large 1-2 3 pairs 2-8 yrs 1215 lbs with 150-300 lb calves 1300.00 per pair

WEST CENTRAL MISSOURI WEEKLY SUMMARY

(Kingsville, Windsor, Butler)

Receipts: 4225 Week ago: 6271 Year ago: 5954

Compared to last week, steers and heifers steady to 7.00 lower. Slaughter cows mostly 2.00 to 5.00 lower, but up to 10.00 lower early week.

FEEDER STEERS:
Medium and Large 1

400-500 lbs.	200.00-215.00
500-600 lbs.	190.00-217.00
600-700 lbs.	175.75-206.50
700-800 lbs.	164.00-187.00
800-900 lbs.	159.75-163.75

FEEDER HEIFERS:
Medium and Large 1

400-500 lbs.	177.00-192.25
500-600 lbs.	152.50-185.00
600-700 lbs.	154.00-176.75
700-750 lbs.	150.00-162.75
800-850 lbs.	145.75-155.00

SLAUGHTER BULLS: Yield Grade 1-2 1245-2115 lbs 96.00-109.00; high dressing 109.00-119.00; low dressing 77.00-95.00

SLAUGHTER COWS: Breaking and Boning (70-85% lean) 65.00-83.00, high dressing 74.50-91.00. Lean (85-90%) 53.50-70.00

BRED COWS: Medium and Large 1-2 5-8 yrs 1151-1244 lbs 2nd to 3rd stage 1075.00-1375.00 per head

COW & CALF PAIRS: Medium and Large 1 5-8 yrs 1150-1225 lbs rebred 1st stage with over 300 lb calves 1700.00-1800.00 per pair

NORTHEAST MISSOURI WEEKLY SUMMARY

(Bowling Green, Kingdom City, Palmyra)

Receipts: 3385 Week ago: 6470 Year ago: 3786

Compared to last week, steers mostly 4.00 to 7.00 lower, heifers steady to spots 3.00 higher on 500 to 600 lb heifers. Slaughter cows 4.00 to 10.00 lower.

FEEDER STEERS:
Medium and Large 1

400-500 lbs.	205.00-224.00
500-600 lbs.	200.00-216.00
600-700 lbs.	186.75-204.50
700-800 lbs.	174.50-186.00
800-900 lbs.	164.00-165.00
900-950 lbs.	155.10-161.00

FEEDER HEIFERS:
Medium and Large 1

400-500 lbs.	184.00-205.00
500-600 lbs.	173.75-189.00
600-700 lbs.	160.00-177.00

SLAUGHTER BULLS: Yield Grade 1-2 1250-2415 lbs. 99.00-111.00; high dressing 112.00-123.00; low dressing 83.00-97.00

SLAUGHTER COWS: Breaking and Boning, (70-85% lean) 70.00-82.50; high dressing 79.50-91.00; low dressing 63.00-74.00. Lean (85-90%) 68.00-77.50

SLAUGHTER STEERS: Choice and Prime 2-3 152.00. Choice 2-3 142.00-151.00.

BRED COWS: Scarce

SLAUGHTER HEIFERS: Choice and Prime 2-3 151.50. Choice 2-3 142.00-147.00

COW & CALF PAIRS: Scarce

NORTH CENTRAL MISSOURI WEEKLY SUMMARY

(Macon, Unionville, Green City, New Cambria)

Receipts: 2575 Two weeks ago: 3381 Year ago: 1419

Compared to the most recent sales, steers and heifers traded steady to firm. Slaughter cows sharply lower with spots up to 10.00 to 12.00 lower.

*Sale barns on a summer schedule and may not have a sale each week.

FEEDER STEERS:
Medium and Large 1

450-500 lbs.	200.50-220.00
500-600 lbs.	195.50-212.50
600-700 lbs.	181.00-197.00
700-800 lbs.	168.25-183.25
800-850 lbs.	181.00-181.50
23 hd 941 lbs.	153.10

FEEDER HEIFERS:
Medium and Large 1

400-500 lbs.	180.00-194.50
500-600 lbs.	175.50-186.50
600-700 lbs.	170.50-179.50

SLAUGHTER BULLS: Yield Grade 1-2 1230-2190 lbs 101.00-113.50; low dressing 85.00-100.00

SLAUGHTER COWS: Breaking and Boning, (70-85% lean) 73.00-86.50; high dressing 80.00-94.00. Lean (85-90%) 68.00-80.50

BRED COWS: Scarce

COW & CALF PAIRS: Scarce

SOUTHEAST MISSOURI WEEKLY SUMMARY

(Jackson and Farmington)

Receipts: 1994 Week ago: 2199 Year ago: 1433
 Compared to last week, steers and heifers uneven from 6.00 lower to 9.00 higher. Slaughter cows 4.00 lower. Slaughter bulls 3.00 lower.

FEEDER STEERS:

Medium and Large 1

300-400 lbs.	170.00-195.00
400-500 lbs.	170.00-189.00
500-600 lbs.	170.00-189.00
600-700 lbs.	159.00-175.00
700-800 lbs.	150.00-174.00

FEEDER HEIFERS:

Medium and Large 1

300-400 lbs.	140.00-172.00
400-500 lbs.	140.00-172.00
500-600 lbs.	147.00-177.00
600-700 lbs.	138.00-166.00
700-800 lbs.	139.00-160.00

SLAUGHTER BULLS: Yield
 Grade 1-2 1045-1815 lbs. 78.50-97.00, high dressing 98.00-113.00

SLAUGHTER COWS: Breaking and Boning (75-85% lean) 57.00-76.00; high dressing 73.00-89.50. Lean (85-90% lean) 49.00-61.00

BRED COWS: Medium and Large 2 2-8 yrs 975-1325 lbs 1st to 2nd stage 600.00-975.00, 3rd stage 800.00-1150.00 per head

COW & CALF PAIRS: Medium and Large 2 4 pairs 1000 lbs rebred 1st stage with 150-300 lb calves 1100.00 per pair

EAST CENTRAL MISSOURI WEEKLY SUMMARY

(Cuba, Vienna)

Receipts: 1902 Week ago: 3549 Year ago: 1739
 Compared to last week, steers steady to 4.00 lower. Heifers under 500 lbs steady to 5.00 lower, over 500 lbs steady to 6.00 higher. Slaughter cows 3.00 to 8.00 lower.

FEEDER STEERS:

Medium and Large 1

400-500 lbs.	199.00-213.00
500-600 lbs.	185.00-203.50
600-700 lbs.	176.00-193.50
700-800 lbs.	168.00-177.00
Pkg 870 lbs.	159.00

FEEDER HEIFERS:

Medium and Large 1

400-500 lbs.	172.00-189.00
500-600 lbs.	170.00-182.00
600-700 lbs.	160.00-172.00
700-750 lbs.	160.00-164.00

SLAUGHTER BULLS: Yield
 Grade 1-2 1225-2105 lbs 90.50-108.00; low dressing 68.00-91.00

SLAUGHTER COWS: Breaking and Boning, (70-85% lean) 68.00-77.00; high dressing 76.00-81.50; low dressing 64.00-68.00. Lean (85-90%) 60.00-67.00

BRED COWS: Medium and Large 1-2 2-8 yrs 1133-1330 lbs 2nd to 3rd stage 1150.00-1350.00 per head

COW & CALF PAIRS: Medium and Large 1-2 2-8 yrs 800-1230 lbs with 150-300 lb calves 1100.00-1400.00; 2-8 yrs 850-1325 lbs rebred 1st stage with 150-300 lb calves 1425.00-1725.00 per pair

NORTHWEST MISSOURI WEEKLY SUMMARY

(Tina) (W/E 07/15/22)

Receipts: 1174 Three weeks ago: 1104
 Compared to the last sale three weeks ago, steers sold 2.00 to 6.00 higher and heifers sold 6.00 to 10.00 higher, spots 15.00 to 20.00 higher in both the steer and heifer market. Due to technical problems, slaughter cow and bull data were not able to be captured this week. Close to 200 head of cows and bulls sold and the sale barn provided data for bulk of cows and bulls.

FEEDER STEERS:

Medium and Large 1

350-400 lbs.	222.50-230.00
450-500 lbs.	209.00-215.25
500-600 lbs.	195.50-213.00
600-700 lbs.	183.00-204.00
700-750 lbs.	169.00-179.75

FEEDER HEIFERS:

Medium and Large 1

400-500 lbs.	180.00-200.00
500-600 lbs.	170.00-185.50
600-700 lbs.	163.00-170.50
700-800 lbs.	159.00-165.50

SLAUGHTER BULLS: Yield
 Grade 1-2 bulk 100.00-115.50

SLAUGHTER COWS: bulk average dressing 82.00-96.00, high dressing 96.00-106.00

BRED COWS: Scarce

COW & CALF PAIRS: Scarce

AFTERNOON NATIONAL SLAUGHTER CATTLE REVIEW 07/22/22

So far for Friday in Kansas negotiated cash trading has been slow on light demand. A few live purchases traded steady at 136.00, when compared to the last reported market on Thursday. In the Western Cornbelt negotiated cash trading has been mostly inactive on light demand. Not enough purchases for a market trend. In the Western Cornbelt Thursday was the last reported market with live purchases from 142.00-144.00. Last week dressed traded from 228.00-230.00. In the Texas Panhandle and Nebraska negotiated cash trading has been at a standstill. Wednesday the last reported market in the Texas Panhandle with live at 136.00. Wednesday was the last reported market in Nebraska with live and dressed purchases from 139.00-143.50 and at 227.00, respectively.

Negotiated Cash Sales:					
Confirmed:	4,613	Week Ago:	985	Year Ago:	658
Week to date:	62,402	Week Ago:	79,844	Year Ago:	74,648

Live Basis	Steers	Heifers
Over 80% Choice	140.00-145.00, avg 143.99	-
65-80% Choice	136.00	136.00
35-65% Choice	-	-
0-35% Choice	-	-
Total All Grades	136.00-145.00, avg 140.37	136.00
Dressed Basis		
Over 80% Choice	227.00	-
65-80% Choice	230.00	-
35-65% Choice	-	-
0-35% Choice	-	-
Total All Grades	227.00-230.00, avg 229.18	-

WEEKLY COMMODITY FUTURES TRENDS

Compared to last week, Live Cattle 1.40 to 3.45 higher, Lean Hogs 1.15 to 8.88 higher, Feeder Cattle 4.23 to 5.20 higher.

Daily Futures Closes

	Mon.	Tues.	Wed.	Thu.	Fri.
Cattle					
Aug	135.62	135.72	135.75	135.72	137.37
Oct	140.60	141.10	141.32	140.97	143.00
Dec	146.15	146.75	146.82	146.32	148.17
Feb	151.00	151.60	151.35	150.75	152.40
Apr	154.10	154.52	154.20	153.57	154.97
Lean Hogs					
Aug	112.12	112.82	114.87	116.30	118.70
Oct	94.37	94.50	96.02	95.77	96.32
Dec	85.72	85.67	86.85	86.22	86.52
Feb	89.02	88.75	89.55	89.10	89.25
Apr	92.17	91.75	92.12	91.80	91.90
Fdr Cat					
Aug	176.67	178.75	177.82	178.27	181.55
Sep	179.42	181.80	180.97	181.30	184.47
Oct	182.32	184.57	183.75	184.22	187.00
Nov	184.52	186.50	185.50	186.05	188.50
Jan	184.87	186.82	185.80	186.47	188.75
Milk					
Jul	22.55	22.54	22.55	22.54	22.52
Aug	20.29	20.46	20.69	20.36	20.23
Sep	20.57	20.44	20.51	20.17	19.89

WEEKLY COMMODITY GRAIN FUTURES TRENDS

Compared to last week, Soybeans 0.21 to 0.32 lower, Wheat 0.14 to 0.17 lower, Corn 0.35 to 0.40 lower, KC Wheat 0.16 to 0.19 lower, Soybean Meal Aug 0.50 higher, others 4.90 to 9.70 lower.

Daily Grain Futures Closes

	Mon.	Tues.	Wed.	Thu.	Fri.
Soybeans					
Aug	1497 1/4	1477 1/4	1449	1418 1/2	1434 1/2
Sep	1396 3/4	1375 1/2	1350 1/2	1317	1327 1/2
Nov	1380 1/4	1358 1/4	1332 1/4	1301 1/2	1315 3/4
Jan	1387	1365 3/4	1340	1309 1/2	1323 1/4
Mar	1384 1/2	1365 3/4	1340 3/4	1311 1/2	1325 1/4
Wheat					
Sep	812 3/4	812 1/4	819 1/2	806 1/4	759
Dec	829 1/2	828	835 1/4	821 3/4	777 1/2
Mar	845 1/4	843 1/4	848 3/4	835	793 1/2
May	852 1/2	850 3/4	855 1/4	841 1/2	802
Jul	843 1/4	841 1/4	843 1/2	829 3/4	796 1/2
Corn					
Sep	612 1/4	596 3/4	592 1/4	575 3/4	564 1/4
Dec	610 3/4	595 1/4	590	573 1/2	564 1/4
Mar	616 1/2	601 1/2	596 1/4	580 1/4	571
May	619 3/4	605 1/4	600 3/4	584 3/4	575 1/2
Jul	617 1/2	604	600 1/2	585	576
KC Wheat					
Sep	874	869 1/4	870 1/2	861 1/4	820 1/4
Dec	882	876 3/4	877 3/4	867 3/4	827 1/2
Mar	887 3/4	882 1/4	883 1/4	872 1/2	832 1/4
May	889 3/4	884 1/2	885 1/4	873 1/2	834 1/4
Jul	878 3/4	874 1/2	872 3/4	859	826
SB Meal					
Aug	434.50	435.00	436.50	434.40	431.50
Sep	408.70	406.30	406.50	402.90	399.30
Oct	396.50	393.00	392.50	386.90	383.40
Dec	395.90	391.60	390.90	385.20	382.00
Jan	394.70	390.40	389.60	383.70	380.80

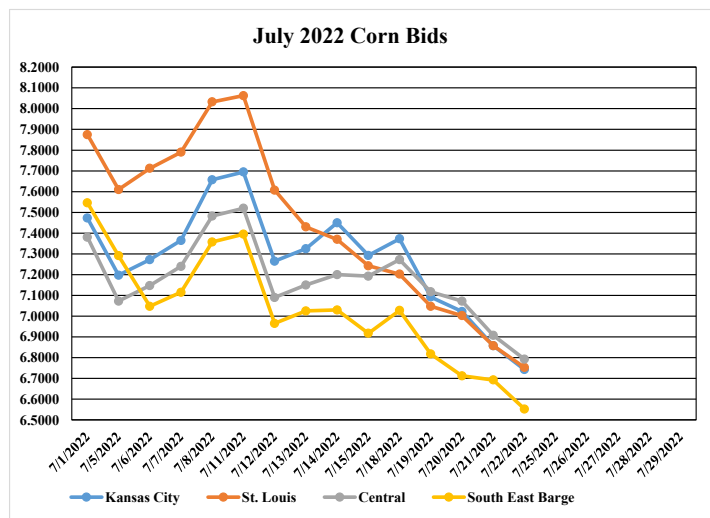
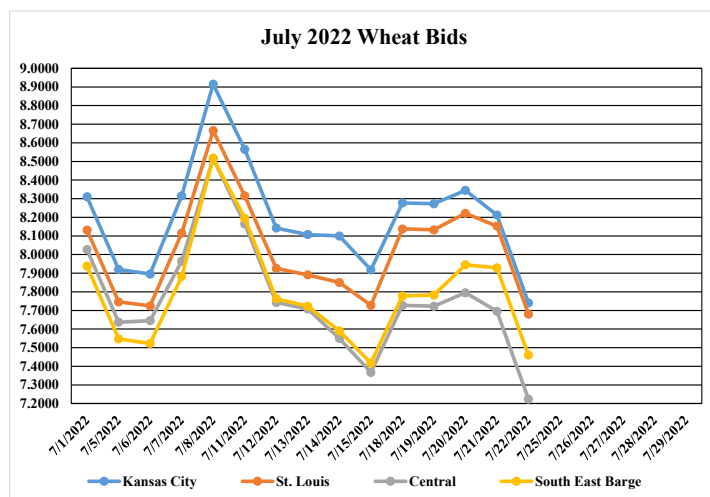
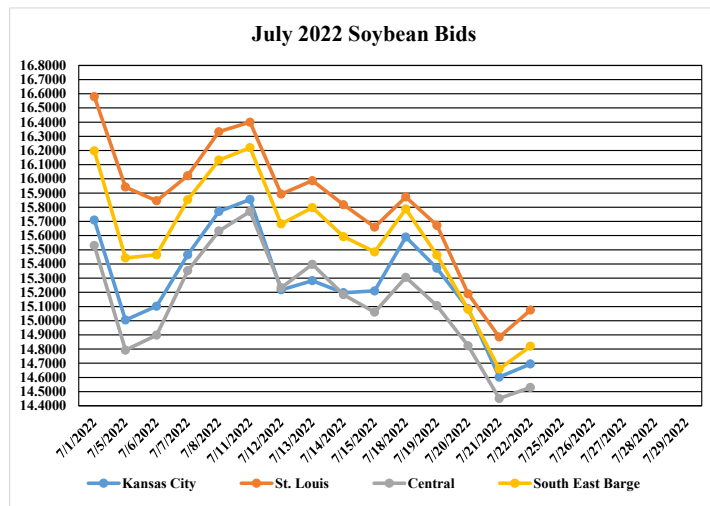
MISSOURI GRAIN WEEKLY TRENDS

Compared to last week, Soybeans 0.27 to 0.91 lower, Wheat 0.03 to 0.18 lower, Corn 0.49 to 0.60 lower, Sorghum 0.40 lower.

Area	#1 Soybeans	#2 Soft Wheat	#2 Corn	#2 Grain Sorghum
Kansas City				
Friday**	15.02-15.27	7.92	7.19-7.39	5.94
Monday	15.40-15.65	8.27	7.27-7.47	6.00
Tuesday	15.18-15.43	8.27	7.07-7.12	5.85
Wednesday	14.92-15.17	8.35	6.97-7.07	5.80
Thursday	14.52-14.77	8.21	6.81-6.91	5.64
Friday	14.61-14.81	7.74	6.69-6.79	5.54
St. Louis				
Friday**	15.66	7.62-7.85	7.24	5.64
Monday	15.87	7.97-8.22	7.20	5.72
Tuesday	15.67	7.97-8.22	7.05	5.57
Wednesday	15.19	8.05-8.35	7.00	5.52
Thursday	14.89	8.06-8.21	6.86	5.36
Friday	15.08	7.59-7.74	6.75	5.24
Central				
Friday**	14.96-15.16	7.27-7.47	7.19	---
Monday	15.17-15.47	7.62-7.82	7.27	---
Tuesday	14.97-15.27	7.62-7.82	7.12	---
Wednesday	14.69-14.99	7.70-7.90	7.07	---
Thursday	14.39-14.49	7.56-7.76	6.91	---
Friday	14.40-14.65	7.09-7.29	6.79	---
S.E. MO				
Friday**	15.41-15.56	7.02-7.57	6.84-6.99	---
Monday	15.70-15.87	7.37-7.92	6.92-7.13	---
Tuesday	15.35-15.57	7.37-7.92	6.77-6.87	---
Wednesday	14.97-15.19	7.80-8.00	6.62-6.80	---
Thursday	14.64-16.69	7.86-8.06	6.63-6.76	---
Friday	14.80-14.85	7.39-7.59	6.46-6.64	---

(PRICES PER BUSHEL) *NEW CROP **PREVIOUS WEEK'S PRICES
Most locations not providing cash wheat bids at this time, due to temporary transportation issues.

MONTHLY GRAIN CROP



*Axis value ranges may be updated to reflect data points.

WHOLESALE FEEDSTUFFS PRICES 07/22/22
(DOLLARS PER TON-BULK BASIS)

Area	Soybean Hulls - Pellets	Cottonseed Meal 41%	Corn Gluten Pellets 21%	Wheat Middlings
Kansas City	250.00	420.00	260.00	215.00
St. Louis	N/A	415.00	255.00	210.00

CATTLE 07/22/22

All cattle and calves in the United States on July 1, 2022 totaled 98.8 million head, 2 percent below the 101 million head on July 1, 2021.

All cows and heifers that have calved totaled 39.8 million head, 2 percent below the 40.6 million head on July 1, 2021. Beef cows, at 30.4 million head, down 2 percent from a year ago. Milk cows, at 9.45 million head, down 1 percent from previous year.

All heifers 500 pounds and over on July 1, 2022 totaled 15.6 million head, 2 percent below the 15.9 million head on July 1, 2021. Beef replacement heifers, at 4.15 million head, down 3 percent from a year ago. Milk replacement heifers, at 3.75 million head, down 1 percent from previous year. Other heifers, at 7.70 million head, 1 percent below a year earlier.

Steers 500 pounds and over on July 1, 2022 totaled 14.4 million head, down 1 percent from July 1, 2021.

Bulls 500 pounds and over on July 1, 2022 totaled 2.00 million head, unchanged from previous year.

Calves under 500 pounds on July 1, 2022 totaled 27.0 million head, down 3 percent from a year earlier.

Cattle and calves on feed for the slaughter market in the United States for all feedlots totaled 13.4 million head on July 1, 2022, unchanged from previous year. Cattle on feed in feedlots with capacity of 1,000 or more head accounted for 84.6 percent of the total cattle on feed on July 1, 2022, up slightly from previous year. The total of calves under 500 pounds and other heifers and steers over 500 pounds (outside of feedlots), at 35.7 million head, down 3 percent from the 36.7 million head on July 1, 2021.

Calf Crop Down 1 Percent

The 2022 calf crop in the United States is expected to be 34.6 million head, down 1 percent from last year. Calves born during the first half of 2022 are estimated at 25.3 million head, down 1 percent from the first half of 2021. An additional 9.30 million calves are expected to be born during the second half of 2022.

CATTLE ON FEED 07/22/22

Cattle and calves on feed for the slaughter market in the United States for feedlots with capacity of 1,000 or more head totaled 11.3 million head on July 1, 2022. The inventory was slightly above July 1, 2021. The inventory included 6.90 million steers and steer calves, down 1 percent from the previous year. This group accounted for 61 percent of the total inventory. Heifers and heifer calves accounted for 4.45 million head, up 3 percent from 2021.

Placements in feedlots during June totaled 1.63 million head, 2 percent below 2021. Net placements were 1.56 million head. During June, placements of cattle and calves weighing less than 600 pounds were 360,000 head, 600-699 pounds were 270,000 head, 700-799 pounds were 370,000 head, 800-899 pounds were 369,000 head, 900-999 pounds were 175,000 head, and 1,000 pounds and greater were 85,000 head.

Marketings of fed cattle during June totaled 2.06 million head, 2 percent above 2021. Other disappearance totaled 69,000 head during June, 21 percent above 2021.

MISSOURI WEEKLY HAY SUMMARY 07/21/22

Haying is mostly finished, with some farmers wrapping up the back acres that were pushed off to a later date. Temperatures have been warm, with the sun out every day and not much moisture seen around the state. Heat and humidity have settled in until the next round of rain expected next week. Rains in any amount will be welcomed. This week's crop progress report showed ninety percent of the state's hay has been cut and just over eighty percent of the second cutting of alfalfa has been cut. The supply of hay is moderate. Hay demand and market activity is moderate. Hay prices mostly steady. Missouri Department of Agriculture has a hay directory visit <http://mda.mo.gov/abd/haydirectory/>. For listings of hay: <http://agebb.missouri.edu/haylst/>

Alfalfa - Supreme 225.00-275.00, small square 8.00-12.00 per bale

Alfalfa - Premium 175.00-225.00

Alfalfa - Good 120.00-180.00, small square 5.00-9.00 per bale

Alfalfa - Fair 100.00-125.00

Alfalfa/grass mix - Good/Premium small square 6.00-8.00 per bale

Mixed grass - Good/Premium 80.00-140.00

Mixed grass - Fair/Good 60.00-100.00, small square 5.00-7.00 per bale

Mixed grass - Fair 35.00-60.00 per large round bale

Wheat straw - 4.00-7.00 per small square bale

Please Note: The above volumes (tonnage, acres, and bales) listed on this USDA LPGMN report are for confirmed trades only, it does not include estimated volume (tonnage) for bids or offers to the trade.

The current hay directory can be found at:

<https://apps.mda.mo.gov/HayDirectory>.

List your hay for sale at:

<https://agmarketnews.mo.gov/hay-directory/hay-listing-online-form#no-back>

Hay Quality Designation Guidelines:

<https://www.ams.usda.gov/market-news/livestock-poultry-and-grain-reference-room>

MISSOURI WEEKLY SHEEP/GOAT AUCTION SUMMARY

07/25/22

Receipts: 1549 Week Ago: 1040 Last Year: 1220

All prices CWT unless otherwise noted.

SHEEP: Slaughter lambs wooled and shorn Choice and Prime 1-3 55-70 lbs 220.00-245.00. Choice 1-3 70-80 lbs 150.00-180.00. Hair Choice and Prime 1-3 30-40 lbs 230.00-240.00; 40-50 lbs 225.00-260.00; 50-60 lbs 225.00-315.00; 60-90 lbs 220.00-260.00. Choice 1-3 40-60 lbs 210.00-220.00; 60-90 lbs 160.00-210.00; 90-100 lbs 150.00-160.00. Good 1-2 90-100 lbs 130.00-155.00; 100-140 lbs 117.50-135.00. Slaughter ewes Utility and Good 1-3 pkg 108 lbs 100.00; pkg 151 lbs 85.00. Cull and Utility 1-2 110-150 lbs 60.00-75.00; 165-215 lbs 52.50-57.50. Hair Good 2-3 pkg 80 lbs 155.00; 90-100 lbs 190.00-192.00; 100-120 lbs 145.00-160.00. Good 2-3 pkg 115 lbs 145.00 per head. Utility and Good 1-3 80-95 lbs 125.00-130.00; 110-140 lbs 80.00-115.00. Cull and Utility 1-2 pkg 195 lbs 60.00. Hair bucks 1-2 100-190 lbs 100.00-125.00.

Replacements: hair ewes Small and Medium 1-2 yearlings pkg 65 lbs open 250.00. Small and Medium 1-2 yearlings 25-70 lbs open 145.00-200.00 per head; 1-2 yrs 70-120 lbs exposed 160.00-180.00 per head; 2-4 yrs 100-120 lbs exposed 150.00-170.00, fleshy 285.00-315.00 per head.

GOATS: Feeder kids Selection 1 30-40 lbs 280.00-320.00; 40-50 lbs 270.00-310.00. Selection 2 25-50 lbs 200.00-270.00. Selection 3 30-40 lbs 180.00-190.00, pygmies 160.00-180.00; pkg 48 lbs 155.00. Slaughter kids Selection 1 50-65 lbs 270.00-320.00. Selection 2 50-90 lbs 202.50-265.00. Selection 3 50-85 lbs 175.00-200.00. Slaughter nannies/does Selection 1-2 50-60 lbs pygmies 140.00-255.00; 75 lbs 145.00-170.00; 80-100 lbs 100.00-191.00; 100-150 lbs 105.00-170.00. Selection 1-2 70-80 lbs 130.00-135.00; 80-90 lbs 150.00-185.00. Slaughter bucks/billies Selection 1-2 40-60 lbs pygmies 167.50-170.00; pkg 80 lbs 250.00; 90-100 lbs 155.00-177.50; 100-175 lbs 135.00-205.00. Slaughter wethers Selection 1-2 pkg 85 lbs 220.00. Selection 2 55-90 lbs 230.00-255.00.

Replacements: Nannies/does Selection 1-2 1-2 yrs 80-90 lbs exposed 195.00-200.00 per head; 2-4 yrs 80-100 lbs exposed 225.00-320.00 per head; 100-120 lbs 230.00-275.00 per head.

Explanatory Notes: Stage - Represents estimated lambing/kidding period (Open, Exposed, Bred, Fall = Sep-Nov, Win = Dec-Feb, Spr = Mar-May, Sum=Jun-Aug)

NATIONAL DIRECT DELIVERED FEEDER PIG REPORT

07/22/22 Receipts: 55,456 Week ago: 75,813 Year Ago: 111,219 Early weaned pigs and all feeder pigs steady.

Early weaned pigs 10-12 lbs. basis: Formula 27.281 head 36.30-50.37, weighted average 42.38. Cash 20,550 head 33.50-44.00, weighted average 39.24

Feeder pigs 40 pounds basis: Cash 6,525 head 59.00-72.00, weighted average 68.00

NATIONAL DAILY DIRECT PRIOR DAY HOG REPORTS FOR 07/22/22

BARROWS AND GILTS (Carcass Basis): 11,503 head

Base Carcass Price, 112.50-134.00, weighted average 124.58

SOWS (Live Basis): 6,609 head

300-500 lbs. 40.00-83.00

Over 500 lbs. 56.38-85.00

MISSOURI WEEKLY DIRECT SLAUGHTER CATTLE REPORT 07/22/22

Weekly Receipts: 160 Week ago: 120 Year ago: 320 Trading as of Friday morning: light with flat dressed sales inactive, grid dressed sales 4.00 lower than last week's bids.

LIVE STEERS & HEIFERS: No Sales Reported
DRESSED STEERS & HEIFERS: No sales reported

GRADE AND WEIGHT (Grid): 2loads Thu 234.00

Click here for the current [National Crop Progress](#)

Click here for the current [Missouri Crop Progress](#)