

# Weekly Market Summary

Published by:  
**Missouri Department of Agriculture**  
**Ag Business Development Division**  
**Market News Program**



Chris Chinn, Director  
 Jill Wood, Division Director  
 Tony Hancock, Editor  
<http://www.ams.usda.gov/marketnews.htm>  
[agmarketnews.mo.gov](http://agmarketnews.mo.gov)

Michael L. Parson, Governor

Volume XLII, Number 31 ♦ P.O. Box 630, Jefferson City, MO 65102 ♦ (573) 751-4211 ♦ Monday, August 8, 2022

## MISSOURI WEEKLY FEEDER CATTLE WEIGHTED AVERAGE REPORT

Receipts: 21,883 Week ago: 21,691 Year ago: 21,616  
 Steers and Heifers Medium and Large 1—Weighted average weights and prices

### STEERS: Medium and Large 1

|                 |                 |                 |                 |
|-----------------|-----------------|-----------------|-----------------|
| 331 lbs. 216.44 | 525 lbs. 209.74 | 721 lbs. 178.21 | 929 lbs. 166.40 |
| 377 lbs. 213.61 | 579 lbs. 202.68 | 776 lbs. 171.83 | 965 lbs. 162.54 |
| 427 lbs. 208.96 | 624 lbs. 197.37 | 823 lbs. 168.21 |                 |
| 475 lbs. 210.22 | 676 lbs. 185.37 | 882 lbs. 169.50 |                 |

### HEIFERS: Medium and Large 1

|                 |                 |                 |
|-----------------|-----------------|-----------------|
| 325 lbs. 189.28 | 523 lbs. 173.67 | 715 lbs. 166.87 |
| 365 lbs. 179.08 | 571 lbs. 171.01 | 773 lbs. 158.30 |
| 423 lbs. 182.74 | 622 lbs. 170.80 | 818 lbs. 154.79 |
| 472 lbs. 178.06 | 677 lbs. 170.32 | 875 lbs. 157.45 |

### Missouri Steer (Heifer) Stocker Formula for 08/08/2022

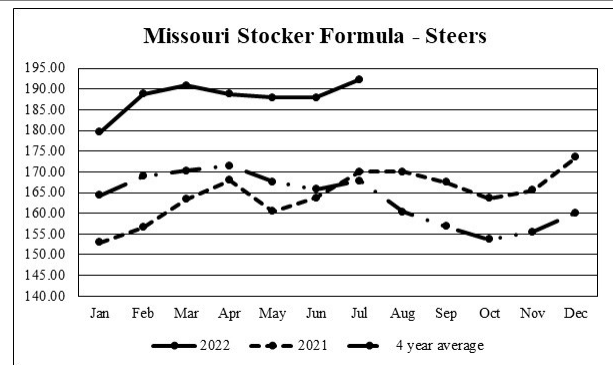
Monday's Missouri Stocker Formula consists of **4205 (5223)** head with a weighted average weight of **553.89 (544.33)** lbs. and a price value of **197.24 (169.32)**, 1.56 higher (0.32 lower) than last Monday.

This a rolling seven day calculated weighted value which combines all Feeder Steers reported by MDA/USDA Market News Service weighing from 400-649 lbs. in the Medium and Large 1 and Medium and Large 1-2 frame and muscle classifications, including all comment cattle except Brahman X. Heifer values are in parentheses.

### Missouri Weekly Cattle Auction Summary 08/08/22

Compared to last week, feeders sold steady to 5.00 higher. Supply was moderate. Receipts were pretty typical of a summer run. Extreme heat and humidity made transporting cattle risky which led to lighter runs at most barns. Several areas in southern Missouri finally seen some rain, providing a little hope that maybe conditions will turn around. Although those in extreme drought status (D3) will need a lot more moisture over an extended time to really change much. A couple of stick out sales both came from Callaway Livestock Center last Monday where they sold 60 head of 870 lb. steers at 182.00. Another stick out draft at the same sale consisted of 85 head of 608 lb. steers which sold for 213.00. Boxed beef cuts outs were lower for the week. Choice closed at 264.62, down 4.62 and select closed at 238.67, down 3.58 compared to a week ago. Feedlot sales as of the Friday afternoon report totaled just under 102K head. Live sales in the south were mostly 135.00-136.00, in the north from 140.00-147.00. Dressed sales were reported from 225.00-232.00. The Missouri Stocker Formula consist of 4205 head with a weighted average weight of 553.89 and a price value of 197.24, up 1.56 from last week. The steer/heifer spread is 27.92.

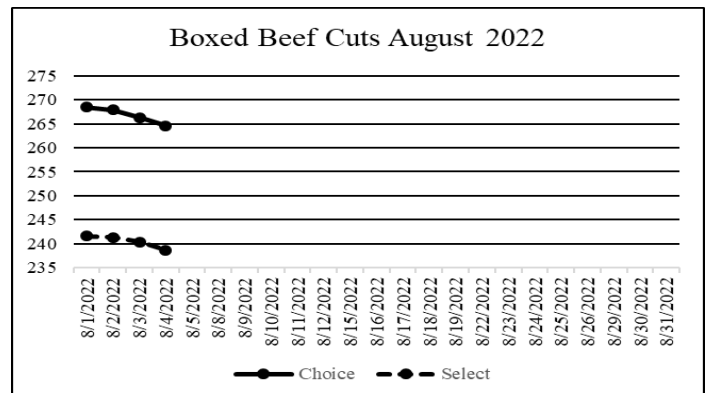
The Weekly Market Summary, as well as historical summaries, are available on our website  
<https://agmarketnews.mo.gov/summaries>  
 Market News Hotline: 1-573-522-9244



\*Graph is updated the first Monday of each month.

### NATIONAL BOXED BEEF CUTOUT/BOXED BEEF CUTS

| <u>DATE</u>                 | <u>CHOICE</u> | <u>SELECT</u> | <u>TOTAL LOADS</u> |
|-----------------------------|---------------|---------------|--------------------|
| 8/1                         | 270.60        | 242.90        | 99                 |
| 8/2                         | 268.46        | 241.55        | 157                |
| 8/3                         | 267.94        | 241.30        | 106                |
| 8/4                         | 266.28        | 240.35        | 109                |
| 8/5                         | 264.62        | 238.67        | 108                |
| <b>5 Day Simple Average</b> | 267.68        | 240.95        |                    |



### WEEKLY LIVESTOCK SLAUGHTER 08/06/22

|               | <u>CATTLE</u> | <u>HOGS</u> | <u>SHEEP</u> |
|---------------|---------------|-------------|--------------|
| Week to Date: | 651,000       | 2,340,000   | 33,000       |
| Last Week:    | 669,000       | 2,291,000   | 32,000       |
| Last Year:    | 644,000       | 2,327,000   | 32,000       |

**SOUTHWEST MISSOURI WEEKLY SUMMARY**

(Joplin and Springfield)

Receipts: 10,743 Week Ago: 8439 Year ago: 8398

Compared to last week, steers and heifers steady to 5.00 higher, except heifers under 500 lbs early week steady to 4.00 lower. Slaughter cows and bulls steady to 2.00 higher, late week slaughter cows 7.00 to 12.00 higher and slaughter bulls 8.00 to 11.00 higher.

**FEEDER STEERS:**  
Medium and Large 1

|               |               |
|---------------|---------------|
| 300-400 lbs.  | 206.00-225.00 |
| 400-500 lbs.  | 195.00-220.00 |
| 500-600 lbs.  | 194.00-212.00 |
| 600-700 lbs.  | 174.00-204.00 |
| 700-800 lbs.  | 158.50-181.50 |
| 800-900 lbs.  | 156.00-173.00 |
| 900-1000 lbs. | 158.00-164.35 |

**FEEDER HEIFERS:**  
Medium and Large 1

|              |               |
|--------------|---------------|
| 300-400 lbs. | 173.00-202.50 |
| 400-500 lbs. | 160.00-182.00 |
| 500-600 lbs. | 156.00-177.50 |
| 600-700 lbs. | 158.00-178.00 |
| 700-800 lbs. | 145.00-170.00 |
| 800-900 lbs. | 146.00-167.50 |

**FEEDER HOLSTEIN STEERS**  
Large 3

Scarce Scarce

**SLAUGHTER COWS:** Breaking and Boning (70-85% lean) 70.00-86.00, high dressing 82.50-99.00; low dressing 60.00-75.00. Lean (85-90%) 57.50-75.00

**SLAUGHTER BULLS:** Yield Grade 1-2 1240-2315 lbs. 96.50-110.00; high dressing 109.00-121.00; low dressing 87.50-100.00

**BRED COWS:** Medium and Large 1 2-8 yrs 1042-1270 lbs 2nd to 3rd stage 1250.00-1635.00, over 8 yrs 1098-1222 lbs 2nd to 3rd stage 1125.00-1300.00. Medium and Large 1-2 2-8 yrs 960-1380 lbs 2nd to 3rd stage 850.00-1355.00, 1st stage 800.00-900.00; fancy 1300.00-1400.00 per head

**BRED HEIFERS:** Medium and Large 1 57 hd 1017 lbs 2nd to 3rd stage 1700.00. Medium and Large 1-2 pkg 1083 lbs 2nd to 3rd stage 1150.00 per head

**COW & CALF PAIRS:** Medium and Large 1-2 2-8 yrs 920-1235 lbs with 150-300 lb calves 1125.00-1435.00; 2-8 yrs 980-1460 lbs some rebred 1st stage with over 300 lb calves 1525.00-1690.00; over 8 yrs 970-1468 lbs rebred 1st stage 1300.00-1450.00 per pair

**SOUTH CENTRAL MISSOURI WEEKLY SUMMARY**

(West Plains, Ava)

Receipts: 4519 Week ago: 3853 Year Ago: 6874

Compared to last week feeders sold steady to 5.00 higher with some calves 10.00 higher. Slaughter cows and bulls sold 5.00-10.00 higher.

**FEEDER STEERS:**  
Medium and Large 1

|              |               |
|--------------|---------------|
| 350-400 lbs. | 202.50-222.00 |
| 400-500 lbs. | 200.00-219.00 |
| 500-600 lbs. | 194.00-218.00 |
| 600-700 lbs. | 166.50-173.10 |
| 700-800 lbs. | 166.50-173.10 |
| 800-900 lbs. | 161.00-167.00 |

**FEEDER HEIFERS:**  
Medium and Large 1

|              |               |
|--------------|---------------|
| 300-400 lbs. | 167.50-180.00 |
| 400-500 lbs. | 162.50-180.00 |
| 500-600 lbs. | 155.00-178.00 |
| 600-700 lbs. | 154.00-168.00 |
| 700-800 lbs. | 146.00-161.00 |

**FEEDER HOLSTEIN STEERS**  
Large 3

Scarce Scarce

**SLAUGHTER COWS:** Breaking and Boning (70-85% lean) 76.00-89.00, high dressing 84.00-98.50; low dressing 60.00-74.00. Lean (85-90%) 61.00-75.00

**SLAUGHTER BULLS:** Yield Grade 1-2 1225-2350 lbs. 97.00-108.00; high dressing 108.00-120.00; low dressing 77.00-97.00

**BRED COWS:** Medium and Large 1-2 2-8 yrs 1025-1325 lbs 2nd and 3rd stage 900.00-1200.00 per head.

**COW & CALF PAIRS:** Medium and Large 1-2 2-8 yrs 1125-1325 lbs calves 150-600 lbs 1350.00-1550.00 per pair

**WEST CENTRAL MISSOURI WEEKLY SUMMARY**

(Kingsville, Windsor, Butler)

Receipts: 2153 Week ago: 5081 Year ago:

Compared to last week, feeders sold steady to 8.00 higher. Slaughter cows sold 5.00 to 12.00 higher.

**FEEDER STEERS:**  
Medium and Large 1

|              |               |
|--------------|---------------|
| 400-500 lbs. | 218.00-228.75 |
| 500-600 lbs. | 205.00-219.50 |
| 600-700 lbs. | 180.00-209.50 |
| 700-800 lbs. | 161.50-184.85 |

**FEEDER HEIFERS:**  
Medium and Large 1

|              |               |
|--------------|---------------|
| 400-500 lbs. | 169.50-195.00 |
| 500-600 lbs. | 165.00-188.00 |
| 600-700 lbs. | 165.00-180.00 |
| 700-750 lbs. | 170.00-173.50 |

**SLAUGHTER BULLS:** Yield Grade 1-2 1205-2080 lbs 102.50-115.50; high dressing 112.00-120.00; low dressing 92.50-102.00

**SLAUGHTER COWS:** Breaking and Boning (70-85% lean) 77.00-92.50, high dressing 87.50-95.00. Lean (85-90%) 68.00-77.00

**BRED COWS:** Scarce

**COW & CALF PAIRS:** Scarce

**NORTHEAST MISSOURI WEEKLY SUMMARY**

(Bowling Green, Kingdom City, Palmyra)

Receipts: 4263 Week ago: 2088 Year ago: 3280

Compared to last week steers under 650 lbs sold firm to 5.00 higher, with over 650 lbs selling with a sharply higher undertone. Feeder heifers weighing under 600 lbs sold steady to firm and over 600 lbs added with a higher undertone. Slaughter cows sold 5.00-10.00 higher.

**FEEDER STEERS:**  
Medium and Large 1

|              |               |
|--------------|---------------|
| 400-500 lbs. | 205.50-227.00 |
| 500-600 lbs. | 196.00-222.50 |
| 600-700 lbs. | 187.50-213.00 |
| 700-750 lbs. | 178.00-180.00 |

**FEEDER HEIFERS:**  
Medium and Large 1

|              |               |
|--------------|---------------|
| 400-500 lbs. | 186.00-209.00 |
| 500-600 lbs. | 167.00-189.00 |
| 600-650 lbs. | 171.00-175.25 |
| 700-800 lbs. | 165.00-171.00 |

**SLAUGHTER BULLS:** Yield Grade 1-2 1300-2125 lbs 100.00-114.00; high dressing 115.00-138.00; low dressing 92.00-95.00

**SLAUGHTER COWS:** Breaking and Boning, (70-85% lean) 73.50-89.00; high dressing 83.50-102.50; low dressing 66.00-80.00. Lean (85-90%) 66.00-86.00

**SLAUGHTER STEERS:** Choice and Prime 2-3 150.75-153.00. Choice 2-3 143.00-148.00

**BRED COWS:** Medium and Large 1 2-8 yrs 1050-1325 lbs 2nd and 3rd stage 1375.00-1825.00 per head

**SLAUGHTER HEIFERS:** Choice 2-3 146.50 Select 2-3 121.00-132.00

**COW & CALF PAIRS:** Medium and Large 1 2-8 yrs 1150-1450 lbs 150-300 lb calves 1900.00-2250.00 per pair

**NORTH CENTRAL MISSOURI WEEKLY SUMMARY**

(Macon, Unionville, Green City, New Cambria)

Receipts: 2076 Week ago: 1513 Year ago: 2510

No good recent comparisons.

\*Sale barns on a summer schedule and may not have a sale each week.

**FEEDER STEERS:**  
Medium and Large 1

|              |               |
|--------------|---------------|
| Pkg 487 lbs. | 234.50        |
| 500-600 lbs. | 195.00-225.00 |
| 600-650 lbs. | 194.50-207.50 |
| 700-750 lbs. | 171.00-184.00 |
| 800-900 lbs. | 162.25-177.50 |

**FEEDER HEIFERS:**  
Medium and Large 1

|              |               |
|--------------|---------------|
| 400-500 lbs. | 176.00-199.00 |
| 500-600 lbs. | 174.50-185.50 |
| 600-650 lbs. | 164.50-183.50 |
| 700-750 lbs. | 171.50-173.00 |
| Pkg 867 lbs. | 164.50        |

**SLAUGHTER BULLS:** Yield Grade 1-2 1625-1925 lbs 104.50-116.00

**SLAUGHTER COWS:** Breaking and Boning, (70-85% lean) 74.00-89.00; high dressing 80.50-95.00. Lean (85-90%) 68.00-74.00

**BRED COWS:** Medium and Large 1-2 5 yrs to short and solid 1500-1600 lbs 2nd and 3rd stage 1260.00-1600.00 per head.

**COW & CALF PAIRS:** Medium and Large 1-2 2-8 yrs 1050-1600 lbs baby to 300 lb calves 1400.00-2150.00 per pair

**SOUTHEAST MISSOURI WEEKLY SUMMARY**

(Jackson and Farmington)

Receipts: 1142 Week ago: 966 Year ago: 1539  
 Compared to last week, feeders sold steady to 7.00 higher. Slaughter cows were uneven from 6.00 lower to 2.00 higher.

**FEEDER STEERS:**

Medium and Large 1

|              |               |
|--------------|---------------|
| 400-500 lbs. | 175.00-216.00 |
| 500-600 lbs. | 170.00-195.00 |
| 600-700 lbs. | 160.00-182.00 |
| 700-800 lbs. | 155.00-168.00 |
| 800-850 lbs. | 154.00-177.00 |

**FEEDER HEIFERS:**

Medium and Large 1

|              |               |
|--------------|---------------|
| 300-400 lbs. | 150.00-177.00 |
| 400-500 lbs. | 150.00-175.00 |
| 500-600 lbs. | 145.00-174.00 |
| 600-700 lbs. | 140.00-167.00 |
| 700-800 lbs. | 133.00-148.00 |

**SLAUGHTER BULLS:** Yield  
 Grade 1-2 1170-2215 lbs. 85.00-97.50, high dressing 97.00-115.00

**SLAUGHTER COWS:** Breaking and Boning (75-85% lean) 67.00-79.50; high dressing 76.00-89.00; low dressing 60.00-67.00. Lean (85-90% lean) 52.00-66.00

**BRED COWS:** Medium and Large 2 2-8 yrs 1013-1190 lbs 1st to 3rd stage 675.00-1275.00 per head

**COW & CALF PAIRS:** Scarce

**EAST CENTRAL MISSOURI WEEKLY SUMMARY**

(Cuba, Vienna)

Receipts: 2096 Week ago: 2860 Year ago: 2436  
 Compared to last week, steers sold steady to 5.00 higher, heifers sold steady to 2.00 lower. Slaughter cows sold 3.00 to 10.00 higher.

**FEEDER STEERS:**

Medium and Large 1

|              |               |
|--------------|---------------|
| 400-500 lbs. | 201.00-218.00 |
| 500-600 lbs. | 194.50-207.50 |
| 600-700 lbs. | 183.50-198.50 |
| 700-800 lbs. | 176.50-185.50 |
| Pkg 832 lbs. | 160.00        |

**FEEDER HEIFERS:**

Medium and Large 1

|              |               |
|--------------|---------------|
| 400-500 lbs. | 175.00-187.00 |
| 500-600 lbs. | 163.50-185.00 |
| 600-700 lbs. | 161.00-167.00 |

**SLAUGHTER BULLS:** Yield  
 Grade 1-2 1220-1745 lbs 95.00-111.50; low dressing 72.00-94.00

**SLAUGHTER COWS:** Breaking and Boning, (70-85% lean) 74.00-84.50; high dressing 84.00-90.50; low dressing 69.00-73.50. Lean (85-90%) 64.00-78.00

**BRED COWS:** Medium and Large 1 2-8 yrs 1267-1340 lbs 3rd stage 1300.00-1310.00. Medium and Large 1-2 over 5 yrs 1098-1339 lbs 1st to 3rd stage 875.00-1100.00 per head

**COW & CALF PAIRS:** Scarce

**NORTHWEST MISSOURI WEEKLY SUMMARY**

(Tina) (W/E 07/29/22)

Receipts: 1106 Two weeks ago: 1174  
 Compared to two weeks ago, steers unevenly steady and heifers steady to 3.00 lower. Slaughter cattle unavailable.

**FEEDER STEERS:**

Medium and Large 1

|              |               |
|--------------|---------------|
| 400-500 lbs. | 193.00-223.00 |
| 500-600 lbs. | 167.00-219.00 |
| 600-700 lbs. | 170.00-202.50 |
| 700-800 lbs. | 173.50-182.50 |
| 800-900 lbs. | 142.00-176.25 |

**FEEDER HEIFERS:**

Medium and Large 1

|                |               |
|----------------|---------------|
| 500-600 lbs.   | 161.00-185.00 |
| 600-700 lbs.   | 154.00-168.60 |
| 22 hd 754 lbs. | 159.50        |

**SLAUGHTER BULLS:** Not reported

**SLAUGHTER COWS:** not reported

**BRED COWS:** Scarce

**COW & CALF PAIRS:** Scarce

**AFTERNOON NATIONAL SLAUGHTER CATTLE REVIEW 08/05/22**

So far for Friday in the Western Cornbelt negotiate cash trading has been limited on light demand. In the Southern Plains and Nebraska negotiated cash trading has been mostly inactive on light demand. Not enough purchases in any region for a full market trend. Thursday was the last reported market in the Southern Plains. In the Texas Panhandle live purchases traded from 135.50-136.00. In Kansas live purchases traded at 136.00. In the Western Cornbelt Thursday was the last reported market with live and dressed purchases from 143.00-147.00 and dressed purchases from 225.00- 232.00, respectively. In Nebraska Thursday was the last reported dressed purchase market at 227.00. Wednesday was the last reported live purchase market at 140.00.

| Negotiated Cash Sales: |         |                  |        |                         |
|------------------------|---------|------------------|--------|-------------------------|
| <b>Confirmed:</b>      | 5843    | <b>Week Ago:</b> | 4525   | <b>Year Ago:</b> 6080   |
| <b>Week to date:</b>   | 101,404 | <b>Week Ago:</b> | 72,239 | <b>Year Ago:</b> 88,349 |

| <u>Live Basis</u>       | <u>Steers</u>            | <u>Heifers</u>           |
|-------------------------|--------------------------|--------------------------|
| <b>Over 80% Choice</b>  | 143.50-147.00 avg 145.32 | 145.00-145.00 avg 145.00 |
| <b>65-80% Choice</b>    | -                        | -                        |
| <b>35-65% Choice</b>    | -                        | -                        |
| <b>0-35% Choice</b>     | -                        | -                        |
| <b>Total All Grades</b> | 143.50-147.00 avg 145.32 | 145.00-145.00 avg 145.00 |
| <u>Dressed Basis</u>    |                          |                          |
| <b>Over 80% Choice</b>  | 224.00-226.00 avg 224.69 | 227.00-227.00 avg 227.00 |
| <b>65-80% Choice</b>    | -                        | -                        |
| <b>35-65% Choice</b>    | -                        | -                        |
| <b>0-35% Choice</b>     | -                        | -                        |
| <b>Total All Grades</b> | 224.00-226.00 avg 224.69 | 227.00-227.00 avg 227.00 |

**WEEKLY COMMODITY FUTURES TRENDS**

Compared to last week, Live Cattle 1.42 to 3.00 higher, Lean Hogs 0.17 to 1.18 higher, Feeder Cattle 0.95 to 2.63 higher.

Daily Futures Closes

|                  | Mon.   | Tues.  | Wed.   | Thu.   | Fri.   |
|------------------|--------|--------|--------|--------|--------|
| <b>Cattle</b>    |        |        |        |        |        |
| Aug              | 136.77 | 136.57 | 137.90 | 137.70 | 137.87 |
| Oct              | 142.62 | 142.12 | 143.95 | 143.65 | 143.87 |
| Dec              | 148.50 | 148.27 | 149.95 | 149.90 | 149.97 |
| Feb              | 153.02 | 152.77 | 154.05 | 154.42 | 154.60 |
| Apr              | 155.90 | 155.87 | 156.97 | 157.42 | 157.80 |
| <b>Lean Hogs</b> |        |        |        |        |        |
| Aug              | 120.45 | 119.85 | 121.00 | 120.65 | 120.82 |
| Oct              | 96.82  | 96.22  | 95.85  | 97.60  | 98.40  |
| Dec              | 87.72  | 87.75  | 87.40  | 88.62  | 88.82  |
| Feb              | 90.80  | 90.95  | 90.47  | 91.45  | 91.30  |
| Apr              | 93.62  | 93.75  | 93.22  | 94.02  | 93.82  |
| <b>Fdr Cat</b>   |        |        |        |        |        |
| Aug              | 179.65 | 178.12 | 179.35 | 179.07 | 179.52 |
| Sep              | 183.10 | 181.45 | 182.90 | 182.57 | 183.42 |
| Oct              | 185.47 | 184.20 | 185.70 | 185.47 | 185.95 |
| Nov              | 186.95 | 186.07 | 187.60 | 187.47 | 187.67 |
| Jan              | 187.17 | 186.45 | 188.15 | 188.07 | 188.15 |
| <b>Milk</b>      |        |        |        |        |        |
| Aug              | 20.46  | 20.43  | 20.15  | 19.94  | 20.02  |
| Sep              | 20.50  | 20.40  | 19.90  | 19.48  | 19.30  |
| Oct              | 20.92  | 20.78  | 20.39  | 20.06  | 20.06  |

**WEEKLY COMMODITY GRAIN FUTURES TRENDS**

Compared to last week, Soybeans 0.22 to 0.59 lower, Wheat 0.19 to 0.59 lower, Corn 0.06 to 0.10 lower, KC Wheat 0.17 to 0.26 lower, Soybean Meal Aug 3.80 higher, others 4.90 to 14.40 lower.

**Daily Grain Futures Closes**

|                 | Mon.     | Tues.    | Wed.     | Thu.     | Fri.     |
|-----------------|----------|----------|----------|----------|----------|
| <b>Soybeans</b> |          |          |          |          |          |
| Aug             | 1594 1/4 | 1569 1/2 | 1558     | 1615     | 1614 3/4 |
| Sep             | 1432     | 1415 3/4 | 1403 3/4 | 1461 1/4 | 1463 1/4 |
| Nov             | 1406     | 1386 1/2 | 1369 3/4 | 1417 3/4 | 1408 3/4 |
| Jan             | 1413 1/4 | 1393 3/4 | 1377 1/2 | 1425 1/2 | 1417     |
| Mar             | 1412     | 1394     | 1378 3/4 | 1425 1/2 | 1417     |
| <b>Wheat</b>    |          |          |          |          |          |
| Sep             | 800 1/4  | 774 3/4  | 763 3/4  | 782 1/2  | 775 3/4  |
| Dec             | 819      | 794      | 782 1/2  | 802      | 795 1/4  |
| Mar             | 837      | 812 3/4  | 802 3/4  | 820 1/2  | 814      |
| May             | 846 1/4  | 823 1/4  | 813 1/2  | 830 3/4  | 826 1/4  |
| Jul             | 842 1/2  | 821 1/4  | 811 3/4  | 828 1/4  | 827 1/2  |
| <b>Corn</b>     |          |          |          |          |          |
| Sep             | 607      | 591 1/4  | 591 1/2  | 602 1/4  | 610 1/4  |
| Dec             | 609 3/4  | 594 1/4  | 596 1/4  | 606 1/4  | 610      |
| Mar             | 616 3/4  | 601 3/4  | 604 1/4  | 614 1/4  | 618      |
| May             | 620 3/4  | 606 1/4  | 608 3/4  | 618 3/4  | 622 1/2  |
| Jul             | 621 1/4  | 607 3/4  | 609 3/4  | 619 1/2  | 623 1/4  |
| <b>KC Wheat</b> |          |          |          |          |          |
| Sep             | 866 1/2  | 842 1/4  | 835 1/2  | 860 1/4  | 848 1/4  |
| Dec             | 874      | 850 1/4  | 843 3/4  | 868      | 856      |
| Mar             | 879 1/2  | 856 1/2  | 850      | 874      | 862 1/2  |
| May             | 881 1/2  | 858 3/4  | 852 1/4  | 876 1/4  | 865 1/2  |
| Jul             | 869 1/2  | 850 3/4  | 844 3/4  | 867 1/4  | 858 1/4  |
| <b>SB Meal</b>  |          |          |          |          |          |
| Aug             | 487.00   | 489.20   | 481.70   | 513.70   | 499.10   |
| Sep             | 429.70   | 434.20   | 431.40   | 453.50   | 437.50   |
| Oct             | 402.20   | 406.10   | 400.70   | 423.50   | 407.70   |
| Dec             | 399.30   | 403.10   | 398.10   | 420.70   | 405.10   |
| Jan             | 398.10   | 401.30   | 396.00   | 417.60   | 402.30   |

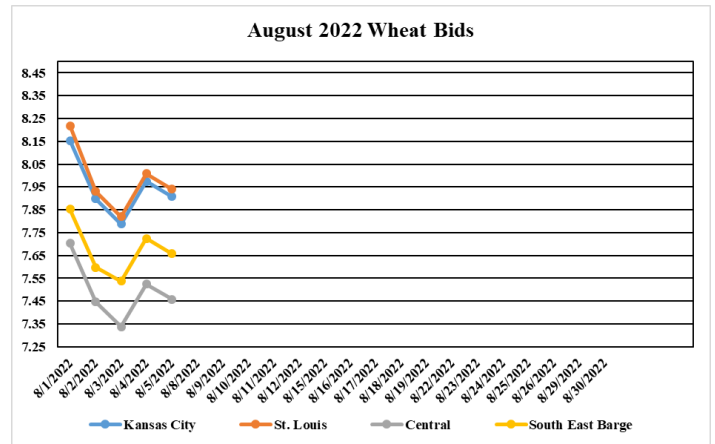
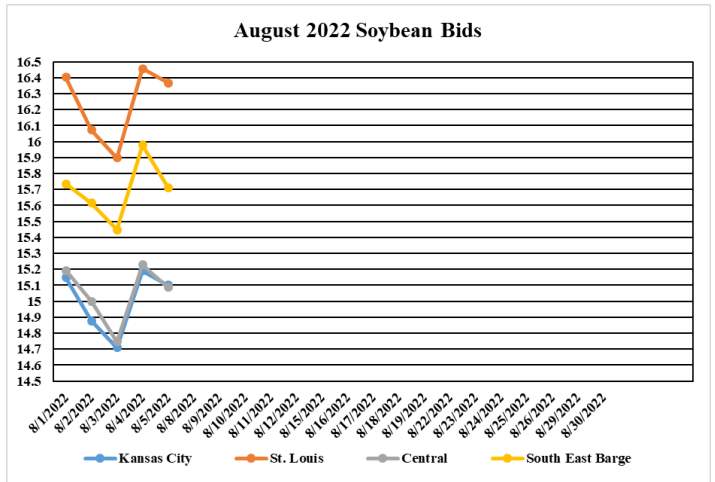
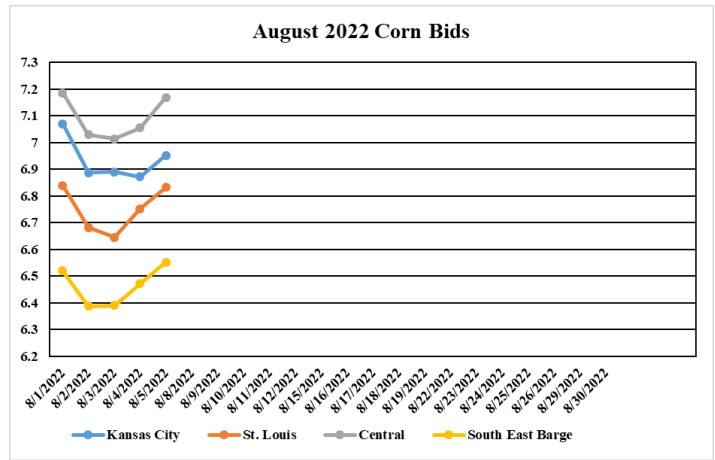
**MISSOURI GRAIN WEEKLY TRENDS**

Compared to last week, Soybeans 0.51 to 0.69 lower, Wheat 0.32 to 0.61 lower, Corn 0.06 to 0.31 lower, Sorghum 0.06 to 0.10 lower.

| Area               | #1 Soybeans | #2 Soft Wheat | #2 Corn   | #2 Grain Sorghum |
|--------------------|-------------|---------------|-----------|------------------|
| <b>Kansas City</b> |             |               |           |                  |
| Friday**           | 15.54-15.79 | 8.23          | 7.11-7.16 | 6.10             |
| Monday             | 14.91-15.36 | 8.15          | 7.07      | 5.99             |
| Tuesday            | 14.71-15.06 | 7.89          | 6.86-6.91 | 5.84             |
| Wednesday          | 14.55-14.90 | 7.79          | 6.87-6.92 | 5.86             |
| Thursday           | 15.03-15.38 | 7.98          | 6.77-6.97 | 5.96             |
| Friday             | 14.93-15.28 | 7.90          | 6.85-7.05 | 6.00             |
| <b>St. Louis</b>   |             |               |           |                  |
| Friday**           | 16.88       | 8.21-8.38     | 7.04      | 5.76             |
| Monday             | 16.40       | 8.13-8.30     | 6.84      | —                |
| Tuesday            | 16.07       | 7.86-8.04     | 6.68      | 5.94             |
| Wednesday          | 15.90       | 7.76-7.94     | 6.65      | 5.96             |
| Thursday           | 16.46       | 7.95-8.13     | 6.75      | 5.62-6.06        |
| Friday             | 16.39       | 7.87-8.05     | 6.83      | 5.70-6.10        |
| <b>Central</b>     |             |               |           |                  |
| Friday**           | 15.79-15.84 | 7.57-7.77     | 7.26-7.31 | —                |
| Monday             | 15.16-15.21 | 7.70          | 7.17-7.22 | —                |
| Tuesday            | 14.95-15.01 | 7.44          | 7.01-7.06 | —                |
| Wednesday          | 14.70-14.85 | 7.34          | 7.02      | —                |
| Thursday           | 15.18-15.33 | 7.53          | 7.02-7.12 | —                |
| Friday             | 15.08       | 7.45          | 7.10-7.20 | —                |
| <b>S.E. MO</b>     |             |               |           |                  |
| Friday**           | 16.22-16.54 | 7.62-7.97     | 6.54-6.86 | —                |
| Monday             | 15.56-15.91 | 7.80-7.90     | 6.52      | —                |
| Tuesday            | 15.51-15.71 | 7.54-7.64     | 6.36-6.41 | —                |
| Wednesday          | 15.35-15.55 | 7.54          | 6.37-6.42 | —                |
| Thursday           | 15.98       | 7.73          | 6.47      | —                |
| Friday             | 15.53-15.88 | 7.65          | 6.55      | —                |

(PRICES PER BUSHEL) \*NEW CROP \*\*PREVIOUS WEEK'S PRICES  
\*Most locations not providing cash wheat bids at this time, due to temporary transportation issues.\*

**MONTHLY GRAIN CROP**



\*Axis value ranges may be updated to reflect data points.

**WHOLESALE FEEDSTUFFS PRICES 08/05/22**  
(DOLLARS PER TON-BULK BASIS)

| Area        | Soybean Hulls - Pellets | Cottonseed Meal 41% | Corn Gluten Pellets 21% | Wheat Middlings |
|-------------|-------------------------|---------------------|-------------------------|-----------------|
| Kansas City | 240.00                  | 447.50              | 255.00                  | 237.50          |
| St. Louis   | n/a                     | 442.50              | 250.00                  | 211.67          |



## GRAIN CRUSHINGS AND CO-PRODUCTS PRODUCTION

**Total corn consumed** for alcohol and other uses was 492 million bushels in June 2022. Total corn consumption was down 2 percent from May 2022 but up less than 1 percent from June 2021. June 2022 usage included 91.6 percent for alcohol and 8.4 percent for other purposes. Corn consumed for beverage alcohol totaled 3.67 million bushels, down 21 percent from May 2022 and down 1 percent from June 2021. Corn for fuel alcohol, at 442 million bushels, was down 1 percent from May 2022 but up 1 percent from June 2021. Corn consumed in June 2022 for dry milling fuel production and wet milling fuel production was 91.8 percent and 8.2 percent, respectively.

**Dry mill co-product production** of distillers dried grains with solubles (DDGS) was 1.92 million tons during June 2022, up 1 percent from May 2022 but down less than 1 percent from June 2021. Distillers wet grains (DWG) 65 percent or more moisture was 1.28 million tons in June 2022, down 3 percent from May 2022 but up 15 percent from June 2021. **Wet mill corn gluten feed production** was 287,211 tons during June 2022, down 2 percent from May 2022 and down less than 1 percent from June 2021. Wet corn gluten feed 40 to 60 percent moisture was 202,951 tons in June 2022, down 1 percent from May 2022 and down 2 percent from June 2021.

## FLOUR MILLING PRODUCTS

**All wheat** ground for flour during the second quarter 2022 was 232 million bushels, up 1 percent from the first quarter 2022 grind of 230 million bushels and up 4 percent from the second quarter 2021 grind of 223 million bushels. Second quarter 2022 total flour production was 107 million hundredweight, up 1 percent from the first quarter 2022 and up 4 percent from the second quarter 2021. Whole wheat flour production at 4.54 million hundredweight during the second quarter 2022 accounted for 4 percent of the total flour production. Millfeed production from wheat in the second quarter 2022 was 1.68 million tons. The daily 24-hour milling capacity of wheat flour during the second quarter 2022 was 1.59 million hundredweight.

**Durum wheat** ground for flour and semolina production during the second quarter of 2022 totaled 15.4 million bushels, down 4 percent from the first quarter 2022 but up less than 1 percent from the second quarter 2021. Second quarter 2022 durum flour and semolina production was 7.49 million hundredweight, down 2 percent from the first quarter 2022 but up 3 percent from the second quarter 2021. Whole wheat durum flour and semolina production was 84.0 thousand hundredweight, down 12 percent from 95.0 thousand hundredweight in the first quarter 2022 and down 43 percent from 147 thousand hundredweight from the second quarter 2021. Second quarter durum wheat millfeed production was 102 thousand tons and the daily 24-hour milling capacity for durum and semolina production was 135 thousand hundredweight.

**Rye** ground for flour during the second quarter of 2022 was 391 thousand bushels, down 11 percent from the first quarter 2022 and down 12 percent from the second quarter 2021. Rye flour production during the second quarter of 2022 was 174 thousand hundredweight, compared to 200 thousand hundredweight in the previous quarter and 201 thousand hundredweight in the same quarter for the previous year. The daily 24-hour milling capacity for rye milling was 9.66 thousand hundredweight for the second quarter 2022.

## MISSOURI WEEKLY HAY SUMMARY 08/04/22

Most areas in the southern half of the state are finally seeing some much needed rain. Although it will take a fair amount to soak in, replenish the soil, and end the drought, often it seems the first rain is the hardest to get. Areas that were just on the break of moderate to severe quickly greened back up which was a very welcome site, but it will take a lot more time and moisture for many of the severe to extreme areas to see any change. Hay movement has been good as cattle farmers in the drought areas have been trying to hold on to as many cattle as possible. Finding hay locally however has been tough and trucking cost to get hay brought in haven't been cheap either, if trucks could even be found to haul it. Hay prices are steady to firm, supplies are moderate, and demand is moderate to good. Missouri Department of Agriculture has a hay directory visit <http://mda.mo.gov/abd/haydirectory/>. For listings of hay: <http://agebb.missouri.edu/haylst/>

Alfalfa - Supreme 225.00-275.00, small square 8.00-12.00 per bale

Alfalfa - Premium 175.00-225.00

Alfalfa - Good 120.00-180.00, small square 5.00-9.00 per bale

Alfalfa - Fair 100.00-125.00

Alfalfa/grass mix - Good/Premium small square 5.00-9.00 per bale

Mixed grass - Good/Premium 100.00-150.00

Mixed grass - Fair/Good 75.00-125.00, small square 5.00-7.00 per bale

Mixed grass - Fair 45.00-75.00 per large round bale

Wheat straw - 4.00-7.00 per small square bale

Please Note: The above volumes (tonnage, acres, and bales) listed on this USDA LPGMN report are for confirmed trades only, it does not include estimated volume (tonnage) for bids or offers to the trade.

The current hay directory can be found at:

<https://apps.mda.mo.gov/HayDirectory>.

List your hay for sale at:

<https://agmarketnews.mo.gov/hay-directory/hay-listing-online-form#no-back>

## MISSOURI WEEKLY SHEEP/GOAT AUCTION SUMMARY

Receipts: 730 Week Ago: 868 Last Year: 0

All prices CWT unless otherwise noted.

**SHEEP:** Feeder Lambs: Small and Medium 1-2 30-50 lbs 225.00-330.00; ewe lambs 255.00-345.00. Slaughter Lambs: Wool and Shorn-Choice and Prime 1-3 pkg 54 lbs 235.00. Good 1-2 100-133 lbs 90.00. Hair Choice and Prime 1-3 50-60 lbs 220.00-250.00; 60-70 lbs 225.00-230.00 pkg 71 lbs 210.00. Choice 1-3 50-60 205.00-217.50; 60-70 lbs 190.00-215.00; 70-75 lbs 180.00-190.00. Ewes Wool Utility and Good 1-3 125-150 lbs 70.00-80.00. Cull and Utility 1-2 130-155 lbs 70.00. Hair Ewes Good 2-3 70-85 lbs 155.00-165.00. Utility and Good 1-3 95-150 lbs 80.00-125.00. Bucks wool 175-200 lbs 85.00-125.00. Hair 80 lbs 160.00; 100-150 lbs 87.50-122.50. Replacement Ewes hair pkg 10 head 66 lbs open 250.00 per head.

**GOATS:** Feeder Kids Selection 1 20-50 lbs 280.0-345.00. Selection 2 30-50 lbs 235.00-277.50. Selection 3 30-50 lbs 130.00-185.00. Slaughter Kids Selection 1 50-55 lbs 285.00-295.00; pkg fancy 72 lbs 335.00. Selection 2 50-85 lbs 217.50-270.00. Selection 3 70 lbs 165.00. Nannies Selection 1-2 55-65 lbs pygmies 150.00-230.00; 70-145 lbs 115.00-210.00. Bucks Selection 1-2 100-140 lbs 150.00-210.00. Wethers Selection 1-2 85-100 lbs 175.00-242.50. Wethers kids Selection 1 50-80 lbs 250.00-277.50. Selection 1-2 55-75 lbs 215.00-267.50.

Explanatory Notes: Stage - Represents estimated lambing/kidding period (Open, Exposed, Bred, Fall = Sep-Nov, Win = Dec-Feb, Spr = Mar-May, Sum=Jun-Aug)

## NATIONAL DIRECT DELIVERED FEEDER PIG REPORT

**08/05/22** Receipts: 85,819 Week ago: 75,478 Year Ago: 113,578 Early weaned pigs and all feeder pigs steady to 1.00 per head higher.

Early weaned pigs 10-12 lbs. basis: Formula 43,849 head 36.87-54.73, weighted average 46.24 Cash 33,990 head 34.00-46.00, weighted average 42.33

Feeder pigs 40 pounds basis: Formula 4,030 head 51.83-68.87, weighted average 70.09 Cash 4,950 head 67.00-72.00, weighted average 70.09

## NATIONAL DAILY DIRECT PRIOR DAY HOG REPORTS FOR 08/05/22

**BARROWS AND GILTS (Carcass Basis):** 12,777 head  
Base Carcass Price, 115.00-135.00, weighted average 126.93

**SOWS (Live Basis):** 7046 head  
300-500 lbs. 50.00-96.00  
Over 500 lbs. 50.00-96.00

## MISSOURI WEEKLY DIRECT SLAUGHTER CATTLE REPORT 08/05/22

Weekly Receipts: 640 Week ago: 240 Year ago: 280  
Trading as of Friday morning: light with flat dressed sales mostly 2.00 to 3 higher and grid dressed sales 4.00 higher.

**LIVE STEERS & HEIFERS:** No Sales Reported  
**DRESSED STEERS & HEIFERS:** 12 loads flat 225.00; 2 loads 227.00

**GRADE AND WEIGHT (Grid):** 2 loads 234.00

Click here for the current [National Crop Progress](#)

Click here for the current [Missouri Crop Progress](#)