

# Weekly Market Summary

Published by:  
**Missouri Department of Agriculture**  
**Ag Business Development Division**  
**Market News Program**



Chris Chinn, Director  
 Jill Wood, Division Director  
 Tony Hancock, Editor  
<http://www.ams.usda.gov/marketnews.htm>  
[agmarketnews.mo.gov](http://agmarketnews.mo.gov)

Michael L. Parson, Governor

Volume XLII, Number 32 ♦ P.O. Box 630, Jefferson City, MO 65102 ♦ (573) 751-4211 ♦ Monday, August 15, 2022

## MISSOURI WEEKLY FEEDER CATTLE WEIGHTED AVERAGE REPORT

Receipts: 17,854 Week ago: 21,883 Year ago: 15,717  
 Steers and Heifers Medium and Large 1—Weighted average weights and prices

### STEERS: Medium and Large 1

332 lbs. 219.13	526 lbs. 208.24	727 lbs. 179.36	928 lbs. 163.86
381 lbs. 216.81	573 lbs. 207.44	775 lbs. 177.51	987 lbs. 154.50
425 lbs. 210.14	631 lbs. 198.93	829 lbs. 177.26	1010 lbs. 159.00
473 lbs. 208.58	667 lbs. 188.64	873 lbs. 171.77	

### HEIFERS: Medium and Large 1

329 lbs. 186.72	524 lbs. 177.84	719 lbs. 171.25	972 lbs. 148.77
376 lbs. 193.35	573 lbs. 173.54	778 lbs. 157.39	
424 lbs. 181.93	627 lbs. 172.24	827 lbs. 151.42	
477 lbs. 181.50	672 lbs. 172.13	855 lbs. 150.98	

### Missouri Steer (Heifer) Stocker Formula for 08/15/2022

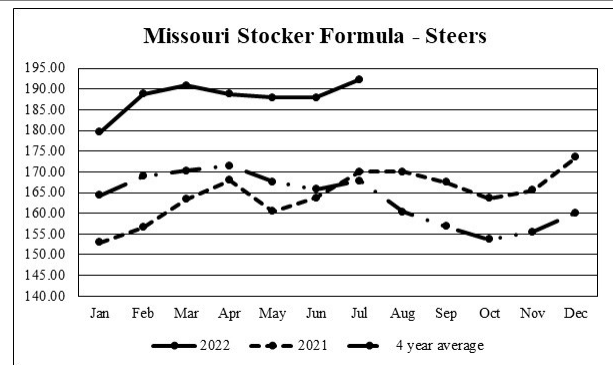
Monday's Missouri Stocker Formula consists of **3493 (4108)** head with a weighted average weight of **553.14 (545.59)** lbs. and a price value of **198.50 (173.09)**, 1.26 higher (3.77 higher) than last Monday.

This a rolling seven day calculated weighted value which combines all Feeder Steers reported by MDA/USDA Market News Service weighing from 400-649 lbs. in the Medium and Large 1 and Medium and Large 1-2 frame and muscle classifications, including all comment cattle except Brahman X. Heifer values are in parentheses.

### Missouri Weekly Cattle Auction Summary 08/15/22

Compared to last week, feeders sold steady to 5.00 higher. The supply of feeders was light to moderate. Oppressive heat early week kept some cattle from making it to town and recent rains over some of the driest areas of the state have provided some hope to those that haven't already sold calves earlier than usual. Overall this week's offering was pretty typical of a late summer run. Still a few loads of yearlings scattered around but offerings are becoming more calves now. Demand was moderate to good. State wide the severity of drought conditions has gotten better with the recent rains but total area has increased as some areas in Northwest MO and a small line across the Iowa boarder was added as abnormally dry in the latest drought monitor. Boxed beef cutouts closed the week mixed. Choice closed at 263.37, down 1.25 and select at 239.59, up 0.92 compared to previous week. Feedlot sales as of Friday afternoon totaled right at 98.5k head. Live sales in the south were mostly at 140.00 and in the north 144.00-148.00, with dressed sales at 229.00-230.00. The Missouri Stocker Formula consist of 3493 head with a weighted average weight of 553.14 lbs. and a price value of 198.50, up 1.26 from the previous week. The steer/heifer spread was 25.41.

The Weekly Market Summary, as well as historical summaries, are available on our website <https://agmarketnews.mo.gov/summaries>  
 Market News Hotline: 1-573-522-9244

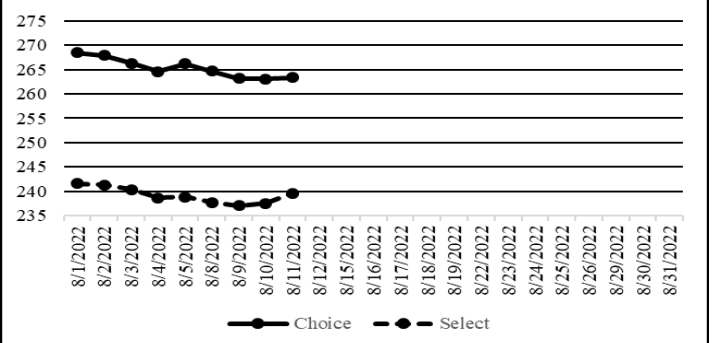


\*Graph is updated the first Monday of each month.

### NATIONAL BOXED BEEF CUTOUT/BOXED BEEF CUTS

DATE	CHOICE	SELECT	TOTAL LOADS
8/8	266.24	238.86	105
8/9	264.73	237.70	154
8/10	263.23	237.08	123
8/11	263.10	237.46	103
8/12	263.37	239.59	89
5 Day Simple Average	264.13	238.14	

### Boxed Beef Cuts August 2022



### WEEKLY LIVESTOCK SLAUGHTER 08/06/22

	CATTLE	HOGS	SHEEP
Week to Date:	647,000	2,338,000	33,000
Last Week:	651,000	2,332,000	33,000
Last Year:	636,000	2,408,000	32,000

**SOUTHWEST MISSOURI WEEKLY SUMMARY**

(Joplin and Springfield)

Receipts: 6642 Week Ago: 10,743 Year ago: 5749

Compared to last week, steers were mixed 4.00 lower to 4.00 higher. Heifers sold steady to 8.00 higher. Slaughter cows sold steady to 10.00 higher, and bulls steady to 7.00 higher.

**FEEDER STEERS:**  
Medium and Large 1

300-400 lbs.	215.00-232.00
400-500 lbs.	195.00-215.00
500-600 lbs.	192.00-211.00
600-700 lbs.	183.00-200.00
700-800 lbs.	165.00-183.00
800-900 lbs.	165.00-170.00
900-1000 lbs.	154.50-164.10

**FEEDER HEIFERS:**  
Medium and Large 1

300-400 lbs.	174.00-207.50
400-500 lbs.	164.00-194.00
500-600 lbs.	155.00-180.00
600-700 lbs.	150.00-178.00
700-800 lbs.	146.00-167.00

**FEEDER HOLSTEIN STEERS**  
Large 3

400-500 lbs.	121.00-130.00
500-600 lbs.	138.00
600-700 lbs.	113.50-129.00
700-800 lbs.	131.00-139.00
800-900 lbs.	129.00-130.00
900-1000 lbs.	126.00-132.00

**SLAUGHTER COWS:** Breaking and Boning (70-85% lean) 76.00-91.00, high dressing 84.00-100.00; low dressing 63.50-75.00. Lean (85-90%) 62.00-78.00

**SLAUGHTER BULLS:** Yield Grade 1-2 1025-2325 lbs. 97.00-112.00; high dressing 114.00-125.00; low dressing 84.50-95.00

**BRED COWS:** Medium and Large 1-2 2-8 yrs 900-1355 lbs. 1st to 3rd stage 900.00-1350.00; short and solid 875-1200 lbs 2nd and 3rd stage 710.00-1000.00 per head.

**COW & CALF PAIRS:** Medium and Large 1-2 2-8 yrs 875-1500 lbs with baby to 300 lb calves, few bred back in the 1st stage, 1125.00-1500.00 per pair.

**BRED HEIFERS:** Medium and Large 1-2 2-4 years 750-1255 lbs, 1st to 3rd stage 700.00-1325.00 per head.

**SOUTH CENTRAL MISSOURI WEEKLY SUMMARY**

(West Plains)

Receipts: 2746 Week ago: 4519 Year Ago: 2954

Compared to last week, steer calves traded mostly steady while some better tested six-weights traded 6.00 higher. Best tested eight-weight feeder steers traded 4.00 higher. Heifer calves traded steady to 2.00 higher. Slaughter cattle 3.00 to 6.00 higher., bulls 2.00 to 5.00 higher.

**FEEDER STEERS:**  
Medium and Large 1

400-500 lbs.	205.00-212.50
500-600 lbs.	195.00-211.00
600-700 lbs.	177.50-202.00
700-800 lbs.	172.00
800-900 lbs.	168.10

**FEEDER HEIFERS:**  
Medium and Large 1

400-500 lbs.	173.00-176.00
500-600 lbs.	165.00-176.00
600-700 lbs.	159.00-169.50
700-800 lbs.	151.50

**SLAUGHTER COWS:** Breaking and Boning (70-85% lean) 76.00-89.00, high dressing 84.00-98.50; low dressing 60.00-74.00. Lean (85-90%) 61.00-75.00

**SLAUGHTER BULLS:** Yield Grade 1-2 1225-2350 lbs. 97.00-108.00; high dressing 108.00-120.00; low dressing 77.00-97.00

**FEEDER HOLSTEIN STEERS**  
Large 3

Scarce Scarce

**BRED COWS:** Medium and Large 1-2 2-8 yrs 1050-1400 lbs 1st to 3rd stage 950.00-1500.00 per head. Medium and Large 2 2-8 yrs 775-1020 lbs 1st to 3rd stage 650.00-1450.00 per head.

**COW & CALF PAIRS:** Medium and Large 1 2-8 yrs 1250 lbs with 150-300 lb calves rebred in 1st stage 1700.00 per pair. Medium and Large 1-2 2-8 yrs 1175 lbs calves 150-300 lbs 1250.00 per pair

**WEST CENTRAL MISSOURI WEEKLY SUMMARY**

(Kingsville, Windsor, Butler)

Receipts: 3189 Week ago: 2153 Year ago: 2152

Compared to last week, steers sold steady to firm, heifers 3.00 to 7.00 higher, Slaughter cows sold mostly 3.00 to 5.00 higher.

**FEEDER STEERS:**  
Medium and Large 1

400-500 lbs.	208.00-230.00
500-600 lbs.	198.00-225.50
600-700 lbs.	189.85-194.50
700-800 lbs.	174.00-189.25
800-900 lbs.	168.50-178.00

**FEEDER HEIFERS:**  
Medium and Large 1

400-500 lbs.	181.50-210.00
500-600 lbs.	176.50-192.50
600-700 lbs.	172.00-185.75
700-800 lbs.	164.50-179.85

**SLAUGHTER BULLS:** Yield Grade 1-2 11240-1900 lbs 106.50-123.00; high dressing 125.00-132.50; low dressing 91.00-98.50

**SLAUGHTER COWS:** Breaking and Boning (70-85% lean) 85.00-99.00, high dressing 95.00-107.00. Lean (85-90%) 70.00-79.50

**BRED COWS:** Scarce

**COW & CALF PAIRS:** Medium and Large 1-2 2-8 yrs 1000-1325 lbs 150-300 lb calves 1400.00-1675.00 per pair

**NORTHEAST MISSOURI WEEKLY SUMMARY**

(Bowling Green, Kingdom City, Palmyra)

Receipts: 4010 Week ago: 4263 Year ago: 3999

Compared to last week, feeders sold steady to 5.00 higher, with some spots of 10.00 higher on five weight heifers. Slaughter cows sold firm to 5.00 higher.

**FEEDER STEERS:**  
Medium and Large 1

400-500 lbs.	209.00-226.00
500-600 lbs.	201.00-221.50
600-700 lbs.	187.00-213.00
700-800 lbs.	172.00-191.50
800-900 lbs.	169.50-180.50

**FEEDER HEIFERS:**  
Medium and Large 1

400-500 lbs.	185.00-198.00
500-600 lbs.	170.00-195.00
600-650 lbs.	169.00-183.00
700-800 lbs.	158.00-171.00
800-900 lbs.	155.00-162.50

**SLAUGHTER BULLS:** Yield Grade 1-2 1250-2200 lbs 100.00-114.00; high dressing 114.00-123.00

**SLAUGHTER COWS:** Breaking and Boning, (70-85% lean) 74.00-90.00; high dressing 84.50-107.00; low dressing 70.00-84.00. Lean (85-90%) 74.00-88.00

**SLAUGHTER STEERS:** Choice and Prime 2-3 153.00. Choice 2-3 144.00-151.00. Select and Choice 2-3 143.00-145.00

**BRED HEIFERS:** Medium and Large 1 2-4 yrs 950-1100 lbs 1st stage 1275.00; 3rd stage 1900.00 per head

**SLAUGHTER HEIFERS:** Choice 2-3 146.50-151.00 Select and Choice 2-3 140.50

**HEIFER PAIRS:** Medium and Large 1 2-4 yrs 900-1000 lbs 150-300 lb calves 1975.00-2125.00 per pair

**NORTH CENTRAL MISSOURI WEEKLY SUMMARY**

(Macon, Unionville, Green City, New Cambria)

Receipts: 327 Week ago: 2076 Year ago: 2149

Very light offering this week as most sales were on off weeks \*Sale barns on a summer schedule and may not have a sale each week.

**FEEDER STEERS:**  
Medium and Large 1 & 1-2

400-500 lbs.	171.00-206.00
500-600 lbs.	175.00-203.00
600-700 lbs.	160.00-198.00
700-750 lbs.	167.00-179.00

**FEEDER HEIFERS:**  
Medium and Large 1 & 1-2

400-500 lbs.	165.00-174.00
500-600 lbs.	155.00-176.00
600-650 lbs.	154.00-171.00
700-750 lbs.	157.00-165.00

**SLAUGHTER BULLS:** Yield Grade 1-2 1550-1925 lbs 105.00-110.00, ind high dressing 116.50

**SLAUGHTER COWS:** Breaking and Boning, (70-85% lean) 74.00-93.50; high dressing 84.00-96.00. Lean (85-90%) scarce

**BRED COWS:** Medium and Large 1-2 2-8 yrs 1150-1575 lbs 1st to 3rd stage 1175.00-1625.00 per head.

**COW & CALF PAIRS:** Medium and Large 1-2 2-8 yrs 1150-1450 lbs baby to 300 lb caves 1450.00-1900.00 per pair

**SOUTHEAST MISSOURI WEEKLY SUMMARY**

(Jackson and Farmington)

Receipts: 720 Week ago: 1142 Year ago: 774  
 Compared to last week, steers and heifers sold steady to 7.00 higher.  
 Slaughter cows and bulls sold 4.00-7.00 higher.

**FEEDER STEERS:**

Medium and Large 1

300-400 lbs.	189.00-219.00
400-500 lbs.	180.00-208.00
500-600 lbs.	175.00-185.00
600-700 lbs.	162.00-183.00
700-800 lbs.	162.00-172.00

**FEEDER HEIFERS:**

Medium and Large 1

300-400 lbs.	158.50-183.00
400-500 lbs.	156.00-177.00
500-600 lbs.	157.00-172.00
600-700 lbs.	150.50-166.00
700-800 lbs.	135.00-150.00

**SLAUGHTER BULLS:** Yield  
 Grade 1-2 970-2125 lbs. 85.00-104.00, high dressing 105.50-122.00, low dressing 45.00-53.00

**SLAUGHTER COWS:** Breaking and Boning (75-85% lean) 71.00-85.50; high dressing 80.00-94.50. Lean (85-90% lean) 55.00-85.00

**BRED COWS:** Medium and Large 2 2-8 yrs 1015-1200 lbs 2nd to 3rd stage 850.00-1275.00 per head

**COW & CALF PAIRS:** Medium and Large 1-2 & 2 2-8 yrs 1000-1300 lbs, baby to 300 lb calves some rebred 1125.00-1410.00 per pair.

**EAST CENTRAL MISSOURI WEEKLY SUMMARY**

(Cuba, Vienna)

Receipts: 2329 Week ago: 2096 Year ago: 462  
 Compared to last week, feeders sold steady to 5.00 higher. Slaughter cows sold 2.00 to 8.00 higher.

**FEEDER STEERS:**

Medium and Large 1

400-500 lbs.	198.00-216.00
500-600 lbs.	194.00-211.50
600-700 lbs.	186.00-200.00
700-800 lbs.	168.00-179.00

**FEEDER HEIFERS:**

Medium and Large 1

400-500 lbs.	186.00-191.00
500-600 lbs.	170.00-187.00
600-700 lbs.	166.00-175.00
700-800 lbs.	164.00-170.00

**SLAUGHTER BULLS:** Yield  
 Grade 1-2 1400-2100 lbs 103.50-119.00

**SLAUGHTER COWS:** Breaking and Boning, (70-85% lean) 82.00-89.50; high dressing 89.50-98.50; low dressing 76.00-80.00. Lean (85-90%) 72.00-83.00

**BRED COWS:** Medium and Large 1-2 2-8 yrs 1010-1165 lbs 2nd and 3rd stage 960.00-1230.00 per head

**COW & CALF PAIRS:** Medium and Large 1-2 2-8 yrs 775-1050 lbs. 150-300 lb calves 1100.00-1375.00 per pair.

**NORTHWEST MISSOURI WEEKLY SUMMARY**

(Tina)

Receipts: 1309 Two weeks ago: 1106  
 Compared to two weeks ago, steers sold steady to 6.00 higher, except some light 4 weights which sold 6.00-8.00 lower. Heifers sold 8.00-12.00 lower.

**FEEDER STEERS:**

Medium and Large 1

400-500 lbs.	201.00-215.00
500-600 lbs.	203.00-221.00
600-700 lbs.	180.00-196.00
700-800 lbs.	171.50-183.00
800-900 lbs.	176.50-176.75

**FEEDER HEIFERS:**

Medium and Large 1

400-500 lbs.	176.00-186.00
500-600 lbs.	173.00-186.00
600-700 lbs.	159.00-165.00

**SLAUGHTER BULLS:** Yield  
 Grade 1-2 1215-2125 lbs 105.00-121.00

**SLAUGHTER COWS:** Breaking and Boning, (70-85% lean) 75.00-94.00; high dressing 83.50-99.00. Lean (85-90%) 70.00-80.50

**BRED COWS:** Scarce

**COW & CALF PAIRS:** Scarce

**AFTERNOON NATIONAL SLAUGHTER CATTLE REVIEW 08/12/22**

So far for Friday in the Southern Plains negotiated cash trading has been at a standstill. In Nebraska and Western Cornbelt negotiated cash trading has been mostly inactive on light demand. Not enough purchases for a market trend in any region. Thursday was the last reported market in the Southern Plains with live purchases at 140.00. Wednesday was the last reported market in Nebraska and Western Cornbelt. In Nebraska live and dressed purchases traded from 144.00-148.00 and from 229.00-230.00, respectively. In the Western Cornbelt live and dressed purchases traded from 145.00 -148.00 and at 229.00, respectively.

**Negotiated Cash Sales:**

<b>Confirmed:</b>	1291	<b>Week Ago:</b>	5843	<b>Year Ago:</b>	4874
<b>Week to date:</b>	98,440	<b>Week Ago:</b>	101,404	<b>Year Ago:</b>	68,193

<u>Live Basis</u>	<u>Steers</u>	<u>Heifers</u>
<b>Over 80% Choice</b>	145.00-145.00 avg 145.00	146.00-146.00 avg 146.00
<b>65-80% Choice</b>	-	-
<b>35-65% Choice</b>	-	-
<b>0-35% Choice</b>	-	-
<b>Total All Grades</b>	145.00-145.00 avg 145.00	146.00-146.00 avg 146.00
<u>Dressed Basis</u>		
<b>Over 80% Choice</b>	229.00-229.00 avg 229.00	-
<b>65-80% Choice</b>	-	-
<b>35-65% Choice</b>	-	-
<b>0-35% Choice</b>	-	-
<b>Total All Grades</b>	229.00-229.00 avg 229.00	-

**WEEKLY COMMODITY FUTURES TRENDS**

Compared to last week, Live Cattle 0.60 to 2.35 higher, Lean Hogs 0.90 to 1.62 higher, Feeder Cattle mixed from 0.10 lower to 0.05 higher.

**Daily Futures Closes**

	Mon.	Tues.	Wed.	Thu.	Fri.
<b>Cattle</b>					
Aug	138.35	137.97	139.20	140.60	140.22
Oct	144.22	143.17	144.47	145.10	144.50
Dec	150.45	149.65	150.70	151.07	150.62
Feb	155.02	154.52	155.25	155.52	155.20
Apr	157.95	157.60	158.17	158.30	158.17
<b>Lean Hogs</b>					
Aug	121.80	122.20	122.25	122.40	121.72
Oct	100.30	99.60	100.85	101.07	100.02
Dec	89.72	89.60	89.97	90.62	90.37
Feb	91.85	91.75	92.07	92.72	92.75
Apr	94.30	94.32	94.60	95.22	95.17
<b>Fdr Cat</b>					
Aug	181.27	178.80	180.67	179.95	179.62
Sep	185.65	182.50	185.00	184.60	183.37
Oct	187.70	185.57	187.17	186.85	186.00
Nov	189.07	187.47	188.75	188.37	187.57
Jan	189.45	188.17	189.40	189.02	188.07
<b>Milk</b>					
Aug	19.95	20.09	20.03	20.13	20.14
Sep	19.40	19.87	20.21	20.10	19.89
Oct	20.05	20.42	21.23	20.81	20.36

**WEEKLY COMMODITY GRAIN FUTURES TRENDS**

Compared to last week, Soybeans 0.42 to 0.72 higher, Wheat 0.15 to 0.30 higher, Corn 0.26 to 0.32 higher, KC Wheat 0.32 to 0.51 higher, Soybean Meal 10.60 to 27.20 higher.

**Daily Grain Futures Closes**

	Mon.	Tues.	Wed.	Thu.	Fri.
<b>Soybeans</b>					
Aug	1619 1/2	1693 1/4	1688 3/4	1709 1/2	1669 1/4
Sep	1464	1512 1/4	1509	1520 1/4	1535
Nov	1400	1428 3/4	1427 3/4	1448 1/2	1454 1/4
Jan	1407 3/4	1434 1/2	1433 3/4	1455	1460 1/4
Mar	1408 1/2	1433 3/4	1434 1/2	1454 3/4	1459
<b>Wheat</b>					
Sep	779 3/4	781 1/2	799 3/4	810 3/4	806
Dec	799 1/4	799 1/4	816 1/4	826 1/4	822 1/2
Mar	817 1/4	816 1/2	832 3/4	841 1/4	835 1/2
May	829	827 1/2	843 1/4	850 3/4	844 1/2
Jul	830	828	842 3/4	849	842 3/4
<b>Corn</b>					
Sep	608 1/2	615 1/2	621 1/4	629 1/4	639 3/4
Dec	607 1/4	614	618 1/2	627 3/4	642 1/4
Mar	615 1/4	621 1/2	625 3/4	634 1/2	649
May	619 3/4	625 1/4	629 1/4	637 1/2	651 1/2
Jul	620 3/4	626	629 1/4	636 1/4	649
<b>KC Wheat</b>					
Sep	847 3/4	851 3/4	872 3/4	889 1/4	889 1/4
Dec	855	858 1/4	876 3/4	892	892 1/2
Mar	861	863 3/4	882 1/4	897 1/4	896
May	864	866 1/2	884 3/4	899 3/4	897 3/4
Jul	857 3/4	858 1/2	875	890 1/4	890
<b>SB Meal</b>					
Aug	498.70	513.60	515.60	520.20	520.20
Sep	436.40	449.10	449.60	456.50	464.70
Oct	402.50	414.60	412.40	416.90	423.30
Dec	399.10	410.20	407.80	412.40	417.90
Jan	396.80	407.00	404.10	408.20	412.90

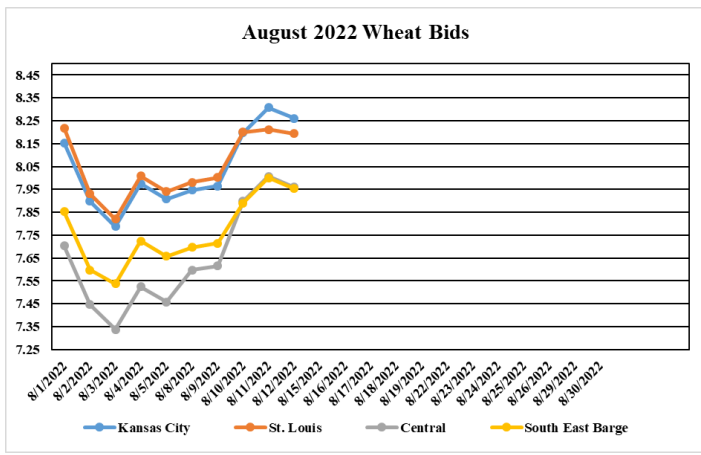
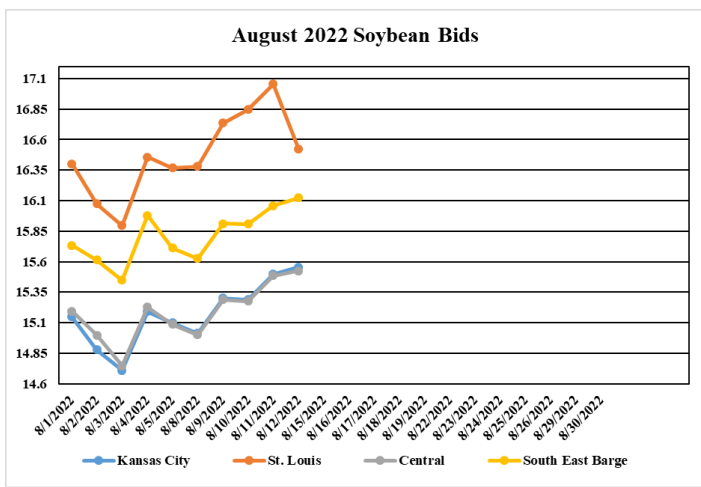
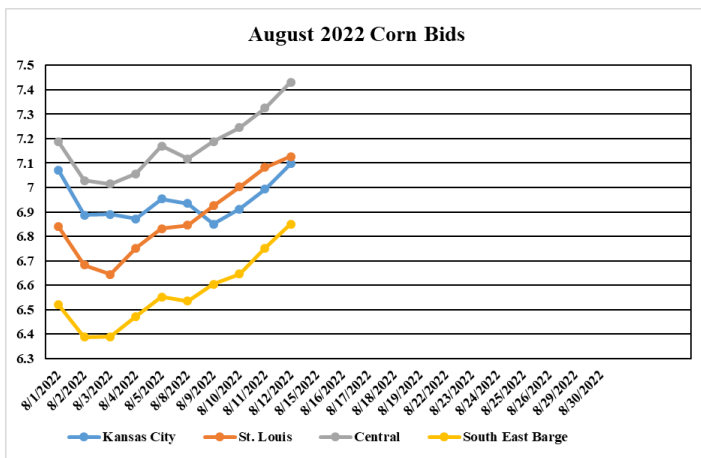
**MISSOURI GRAIN WEEKLY TRENDS**

Compared to last week, Soybeans 0.16 to 0.46 higher, Wheat 0.19 to 0.36 higher, Corn 0.09 to 0.29 higher, Sorghum 0.29 to 0.32 higher.

Area	#1 Soybeans	#2 Soft Wheat	#2 Corn	#2 Grain Sorghum
<b>Kansas City</b>				
Friday**	14.93-15.28	7.90	6.85-7.05	6.00
Monday	14.85-15.20	7.94	6.83-7.03	5.97
Tuesday	15.13-15.48	7.96	6.80-6.90	6.04
Wednesday	15.12-15.47	8.19	6.86-6.96	6.08
Thursday	15.33-15.68	8.30	6.94-7.04	6.17
Friday	15.39-15.74	8.26	7.04-7.14	6.32
<b>St. Louis</b>				
Friday**	16.39	7.87-8.05	6.83	5.70-6.10
Monday	16.38	7.91-8.09	6.84	5.68-6.07
Tuesday	16.73	7.94-8.11	6.92	5.75-6.14
Wednesday	16.84	8.12-8.29	7.00	5.81-6.18
Thursday	17.05	8.10-8.28	7.08	5.89-6.47
Friday	16.52	8.06-8.28	7.29	5.99-6.42
<b>Central</b>				
Friday**	15.08	7.45	7.10-7.20	---
Monday	15.00	7.49-7.69	7.08-7.18	---
Tuesday	15.28	7.51-7.71	7.15-7.25	---
Wednesday	15.27	7.89	7.21-7.31	---
Thursday	15.48	8.00	7.29-7.39	---
Friday	15.49-15.54	7.96	7.39-7.49	---
<b>S.E. MO</b>				
Friday**	15.53-15.88	7.65	6.55	---
Monday	15.45-15.80	7.69	6.53	---
Tuesday	15.73-16.08	7.71	6.60	---
Wednesday	15.73-16.07	7.87-7.89	6.61-6.66	---
Thursday	15.83-16.28	7.98-8.00	6.74-6.77	---
Friday	15.90-16.34	7.94-7.96	6.84-6.85	---

(PRICES PER BUSHEL) \*NEW CROP \*\*PREVIOUS WEEK'S PRICES  
\*Most locations not providing cash wheat bids at this time, due to temporary transportation issues.\*

**MONTHLY GRAIN CROP**



\*Axis value ranges may be updated to reflect data points.

**WHOLESALE FEEDSTUFFS PRICES 08/05/22**  
(DOLLARS PER TON-BULK BASIS)

Area	Soybean Hulls - Pellets	Cottonseed Meal 41%	Corn Gluten Pellets 21%	Wheat Middlings
Kansas City	260.00	n/a	255.00	252.50
St. Louis	n/a	n/a	250.00	230.00



## MISSOURI CROP PRODUCTION

**Corn:** Planted area is estimated at 3.6 million acres, the same as last year. Harvested area, forecast at 3.43 million acres, is also the same as last year. Based on August 1 conditions, the Missouri corn yield is forecast at 153 bushels per acre, down 7 bushels from 2021. Production is forecast at 525 million bushels, 4 percent below last year's production.

**Soybeans:** Planted area is estimated at 5.90 million acres, up 4 percent from last year. Harvested area, forecast at 5.85 million acres, is up 4 percent from 2021. Based on August 1 conditions, the Missouri soybean yield is forecast at 49 bushels per acre, the same from 2021. Production is forecast at 287 million bushels, up 4 percent from 2021.

**Winter Wheat:** Harvested area in 2022 is forecast at 660,000 acres, up 35 percent from last year. The winter wheat yield is forecast at 66 bushels per acre, up 1 bushel from 2021. Production is forecast at 43.6 million bushels, up 37 percent from the previous year.

**Cotton:** Harvested area is forecast at 320,000 acres, up 3 percent from last year. Based on August 1 conditions, the Missouri cotton yield is forecast at 975 pounds per acre, down 285 pounds from last year. Production is forecast at 650,000 bales (480-pound), down 20 percent from last year.

**Rice:** Planted area, estimated at 189,000 acres, is down 5 percent from 2021. Harvested area is forecast at 184,000 acres, down 5 percent from last year. Based on August 1 conditions, the Missouri rice yield is forecast at 7,800 pounds per acre, down 240 pounds per acre from 2021. Production is forecast at 14.4 million cwt, down 8 percent from last year.

## US CROP PRODUCTION

**Corn** production for grain is forecast at 14.4 billion bushels, down 5 percent from 2021. Based on conditions as of August 1, yields are expected to average 175.4 bushels per harvested acre, down 1.6 bushels from last year. Area harvested for grain is forecast at 81.8 million acres, down less than 1 percent from the June forecast and down 4 percent from the previous year.

**Soybean** production for beans is forecast at a record high 4.53 billion bushels, up 2 percent from 2021. Based on conditions as of August 1, yields are expected to average a record high 51.9 bushels per harvested acre, up 0.5 bushel from 2021. Total planted area, at 88.0 million acres, is down less than 1 percent from the previous estimate but up 1 percent from the previous year. Area harvested for beans in the United States is forecast at 87.2 million acres, down less than 1 percent from the previous forecast but up 1 percent from 2021.

All **wheat** production for grain is forecast at 1.78 billion bushels, up less than 1 percent from the previous forecast and up 8 percent from 2021. Based on August 1 conditions, yields are expected to average 47.5 bushels per harvested acre, up 0.2 bushel from the previous forecast and up 3.2 bushels from 2021. Area harvested for grain is forecast at 37.5 million acres, down less than 1 percent from the previous forecast, but up 1 percent from 2021.

## MISSOURI WEEKLY HAY SUMMARY 08/11/22

Overall drought conditions in the state were much improved over last week following several rains that fell over the southern half of the state the last couple of weeks. Oddly enough there is now a few areas in northwest and along the Iowa boarder that are showing as abnormally dry. Although the area considered to be in extreme drought declined by over 11 percent that still doesn't mean everything is great. These areas still need more moisture over several weeks to really see any recovery. Along with the moisture cooler temperatures have also been a huge relief. That being said many are still feeding or providing something extra for livestock they have managed to hold on to. Hay movement is moderate, demand is moderate to good and prices are steady to firm. Missouri Department of Agriculture has a hay directory visit <http://mda.mo.gov/abd/haydirectory/>. For listings of hay: <http://agebb.missouri.edu/haylst/>

Alfalfa - Supreme 225.00-275.00, small square 8.00-12.00 per bale  
Alfalfa - Premium 175.00-225.00  
Alfalfa - Good 120.00-180.00, small square 5.00-9.00 per bale  
Alfalfa - Fair 100.00-125.00  
Alfalfa/grass mix - Good/Premium small square 5.00-9.00 per bale  
Mixed grass - Good/Premium 100.00-150.00  
Mixed grass - Fair/Good 75.00-125.00, small square 5.00-7.00 per bale  
Mixed grass - Fair 45.00-75.00 per large round bale  
Wheat straw - 4.00-7.00 per small square bale

Please Note: The above volumes (tonnage, acres, and bales) listed on this USDA LPGMN report are for confirmed trades only, it does not include estimated volume (tonnage) for bids or offers to the trade.

The current hay directory can be found at:  
<https://apps.mda.mo.gov/HayDirectory>.  
List your hay for sale at:  
<https://agmarketnews.mo.gov/hay-directory/hay-listing-online-form#no->

## MISSOURI WEEKLY SHEEP/GOAT AUCTION SUMMARY

Receipts: 615 Week Ago: 730 Last Year: 1510

All prices CWT unless otherwise noted.

**SHEEP:** Slaughter Lambs: woolled and shorn Choice and Prime 1-3 70-85 lbs 153.00-166.00. hair Choice and Prime 1-3 50-60 lbs 195.00-205.00; 60-70 lbs 170.00-186.00; 70-85 lbs 155.00-161.00. Choice 1-2 65-80 lbs 150.00-165.00; 90-95 lbs 135.00. Ewes: Utility and Good 1-2 110-150 lbs 71.00-76.00. Replacement Ewes: hair Small and Medium 1-2 1-6 yrs 95-115 lbs exposed 210.00-235.00; over 6 yrs 122 lbs exposed 170.00.

**GOATS:** Feeder Kids: Selection 1 20-40 lbs 305.00-330.00. Selection 1 -2 20-30 lbs. 275.00-280.00. Selection 3 25-40 lbs 230.00-255.00. Slaughter Kids: Selection 1 45-50 lbs 295.00; 60-70 lbs 265.00-280.00; pkg 73 lbs 267.50. Selection 1-2 60-70 lbs 250.00-260.00. Replacement Nannies: Selection 1-2 1-2 yrs exposed pkg 73 lbs 247.50; 2-4 yrs exposed pkg 103 lbs 172.50; 4-6 yrs exposed pkg 138 lbs 157.00.

Explanatory Notes: Stage - Represents estimated lambing/kidding period (Open, Exposed, Bred, Fall = Sep-Nov, Win = Dec-Feb, Spr = Mar-May, Sum=Jun-Aug)

## NATIONAL DIRECT DELIVERED FEEDER PIG REPORT

08/12/22 Receipts: 56,402 Week ago: 86,819 Year Ago: 80,628  
Early weaned pigs and all feeder pigs steady.

Early weaned pigs 10-12 lbs. basis: Formula 27,534 head 31.01-52.00, weighted average 44.42 Cash 24,868 head 34.00-47.00, weighted average 42.04

Feeder pigs 40 pounds basis: Cash 4,000 head 65.00-72.50, weighted average 69.61

## NATIONAL DAILY DIRECT PRIOR DAY HOG REPORTS FOR 08/12/22

BARROWS AND GILTS (Carcass Basis): 5191 head  
Base Carcass Price, 114.99-135.00, weighted average 121.80

SOWS (Live Basis): 6994 head  
300-500 lbs. 50.00-96.00  
Over 500 lbs. 50.00-96.00

## MISSOURI WEEKLY DIRECT SLAUGHTER CATTLE REPORT 08/12/22

Weekly Receipts: 240 Week ago: 640 Year ago: 320  
Trading as of Friday morning: light with flat dressed sales mostly 2.00 to 4.00 higher and grid dressed sales 2.00 higher.

LIVE STEERS & HEIFERS: DRESSED STEERS & HEIFERS:  
Load High Choice and Prime 3 loads flat 229.00  
147.00

GRADE AND WEIGHT (Grid): 2 loads 236.00

Click here for the current [National Crop Progress](#)

Click here for the current [Missouri Crop Progress](#)