

Weekly Market Summary

Published by:
Missouri Department of Agriculture
Ag Business Development Division
Market News Program



Chris Chinn, Director
 Jill Wood, Division Director
 Tony Hancock, Editor
<http://www.ams.usda.gov/marketnews.htm>
<http://www.ams.usda.gov/marketnews.htm>

Michael L. Parson, Governor

Volume XLII, Number 44 ♦ P.O. Box 630, Jefferson City, MO 65102 ♦ (573) 751-4211 ♦ Monday, November 07, 2022

MISSOURI WEEKLY FEEDER CATTLE WEIGHTED AVERAGE REPORT

Receipts: 35,961 Week ago: 24,170 Year ago: 34,541

Steers and Heifers Medium and Large 1—Weighted average weights and prices

STEERS: Medium and Large 1

HEIFERS: Medium and Large 1

325 lbs. 211.70	526 lbs. 200.17	713 lbs. 177.34	925 lbs. 172.13	321 lbs. 176.47	520 lbs. 171.91	719 lbs. 168.40	910 lbs. 158.36
377 lbs. 211.29	574 lbs. 194.41	777 lbs. 184.03	964 lbs. 162.71	376 lbs. 178.11	573 lbs. 166.69	767 lbs. 165.12	
426 lbs. 212.80	622 lbs. 186.20	825 lbs. 181.37		425 lbs. 178.16	629 lbs. 172.65	829 lbs. 153.35	
474 lbs. 206.39	671 lbs. 180.24	880 lbs. 179.47		476 lbs. 175.63	677 lbs. 169.79	873 lbs. 147.35	

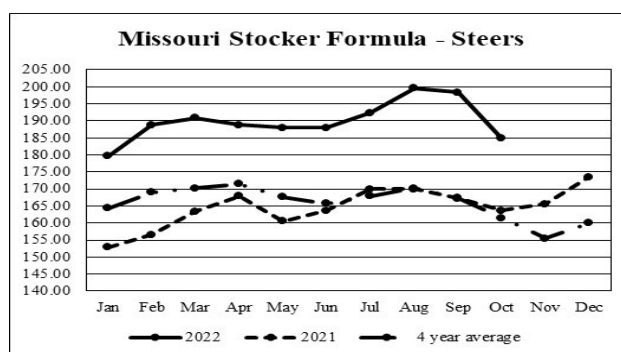
Missouri Steer (Heifer) Stocker Formula for 11/07/2022

Monday's Missouri Stocker Formula consists of **5874 (5737)** head with a weighted average weight of **538.45 (530.06)** lbs. and a price value of **191.92 (166.06)**, 7.90 higher (3.88 higher) than last Monday.

This a rolling seven day calculated weighted value which combines all Feeder Steers reported by MDA/USDA Market News Service weighing from 400-649 lbs. in the Medium and Large 1 and Medium and Large 1-2 frame and muscle classifications, including all comment cattle except Brahman X. Heifer values are in parentheses.

Missouri Weekly Cattle Auction Summary 11/07/2022

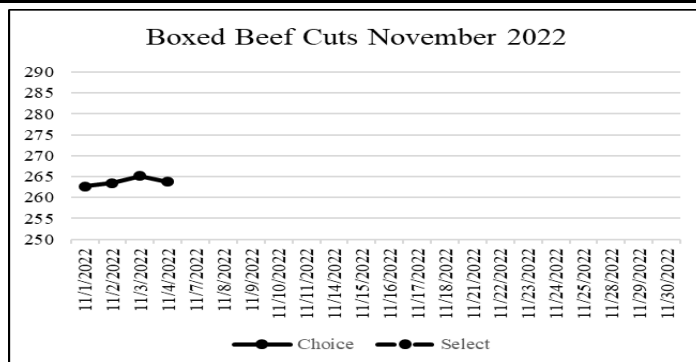
Compared to last week, steers under 650 lbs. sold 5.00 to 10.00 higher with steers over 650 lbs. and all weights of heifers steady to 5.00 higher. The supply of feeders was moderate with most barns having good numbers across the weight spectrum this week. The weather is still a transitional mess but a couple of cold snaps the last few weeks has helped some with health issues. As November has arrived and harvest is done or nearing completion the next few weeks should really tell the story of what cattle numbers are. Historically the first few weeks of the month good volume weeks, as most producers will try to finish up this years' marketing prior to the holidays or else wait till the New Year. The overall feeling for most is that early marketing due to the summer drought hasn't left a lot for big sales but time will tell to what extent that really is true. Demand for all classes was good this week, moisture not only in Missouri but across wheat growing areas has no doubt provided some optimism to the market. A load of steers this week at Kingsville Livestock Market weighting 712 lbs. and tagged as thin fleshed sold at 202.60 with another part load near the same weight also tagged as thin fleshed sold at 209.00. The two largest drafts came from the states' largest barn this week, Joplin Regional Stockyards, which sold two multi load drafts (358 and 244 head) of put together average quality commercial type steers that averaged on either side of 850 lbs. for a total of 602 head and sold at 173.25 and 173.75. Boxed beef cutouts were mixed this choice closed at 263.75, up 0.49 and select closing at 231.90, down 2.59 compared to last week. Negotiated feedlot sales as of Friday afternoon was near 86K head. Live sales were reported in the south at 149.00-150.00 and in the north mostly 153.00 with a few up to 155.00, dressed sales at 242.00-243.00. The Missouri Stocker Formula consist of 5874 head with a weighted average weight of 538.45 lbs. and a price value of 191.92, up 7.90 from last week. The steer/heifer spread is 25.86.



*Graph is updated the first Monday of each month.

NATIONAL BOXED BEEF CUTOFF/BOXED BEEF CUTS

DATE	CHOICE	SELECT	TOTAL LOADS
10/31	263.65	234.46	96
11/01	262.63	232.73	132
11/02	263.47	233.16	152
11/03	265.18	233.06	129
11/04	263.75	231.90	119
5 Day Simple Average	263.74	233.06	



*Axis value ranges may be updated to reflect data points.

WEEKLY LIVESTOCK SLAUGHTER 11/05/22

	CATTLE	HOGS	SHEEP
Week to Date:	667,000	2,577,000	34,000
Last Week:	668,000	2,557,000	32,000
Last Year:	652,000	2,612,000	38,000

The Weekly Market Summary, as well as historical summaries, are available on our website <https://agmarketnews.mo.gov/summaries>
 Market News Hotline: 1-573-522-9244

SOUTHWEST MISSOURI WEEKLY SUMMARY

(Joplin and Springfield)

Receipts: 9191 Week ago: 6877 Year ago: 10,151

Compared to last week, steers and heifers traded 2.00 to 7.00 higher, except some yearling steers 3.00 lower early week. Slaughter cows steady to 5.00 higher and slaughter bulls steady to 4.00 higher.

FEEDER STEERS:
Medium and Large 1

300-400 lbs.	199.00-225.00
400-500 lbs.	189.00-213.00
500-600 lbs.	180.00-203.00
600-700 lbs.	172.00-186.00
700-800 lbs.	165.00-179.50
800-900 lbs.	163.50-178.50
900-1000 lbs.	164.25-171.50

FEEDER HEIFERS:
Medium and Large 1

300-400 lbs.	163.00-198.00
400-500 lbs.	162.00-186.00
500-600 lbs.	153.00-180.00
600-700 lbs.	149.50-172.50
700-800 lbs.	144.00-169.50
10 hd 821 lbs.	156.00
900-950 lbs.	157.00-160.50

FEEDER HOLSTEIN STEERS
Large 3

Scarce

Scarce

SLAUGHTER COWS: Breaking and Boning (70-85% lean) 57.00-77.00, high dressing 67.00-87.50; low dressing 50.00-66.00. Lean (85-90%) 50.00-65.50
SLAUGHTER BULLS: Yield Grade 1-2 1160-2300 lbs. 85.00-102.00; high dressing 98.00-117.00; low dressing 75.00-89.00

BRED COWS: Medium and Large 1-2 2-8 yrs 1085-1378 lbs 2nd to 3rd stage 1275.00-1510.00. Medium and Large 1-2 2-8 yrs 980-1265 lbs 2nd to 3rd stage 800.00-1225.00, pkg 1st stage 975.00; over 8 yrs 1083-1365 lbs 2nd to 3rd stage 700.00-935.00 per head

COW & CALF PAIRS: Medium and Large 1-2 2-8 yrs 1040-1400 lbw with baby to over 300 lb calves 1075.00-1750.00; over 8 yrs 1085-1552 lbs with baby to over 300 lb calves 1100.00-1150.00 per pair

BRED HEIFERS: Medium and Large 1-2 couple 885-1030 2nd to 3rd stage 775.00-900.00 per head

SOUTH CENTRAL MISSOURI WEEKLY SUMMARY

(West Plains, Phillipsburg)

Receipts: 5617 Week ago: 4459 Year Ago: 5373

Compared to last week, steers and heifers 2.00 to 10.00 higher, spots 12.00 to 15.00 higher. Slaughter cows steady to 3.00 higher. Slaughter bulls 2.00 to 3.00 higher.

FEEDER STEERS:
Medium and Large 1

300-400 lbs.	200.00-225.00
400-500 lbs.	191.50-231.00
500-600 lbs.	185.00-210.00
600-700 lbs.	170.00-192.00
700-800 lbs.	169.00-177.00
850-900 lbs.	168.00-170.00

FEEDER HEIFERS:
Medium and Large 1

300-400 lbs.	167.50-182.50
400-500 lbs.	160.00-189.00
500-600 lbs.	157.00-181.00
600-700 lbs.	155.00-181.25
700-800 lbs.	142.00-163.50

FEEDER HOLSTEIN STEERS
Large 3

Pkg 481 lbs.	111.00
Pkg 730 lbs.	123.00

SLAUGHTER COWS: Breaking and Boning (70-85% lean) 62.00-75.00, high dressing 72.00-89.00; low dressing 57.50-65.00. Lean (85-90%) 50.00-65.00

SLAUGHTER BULLS: Yield Grade 1-2 1105-2270 lbs. 88.00-105.00; high dressing 106.00-118.00; low dressing 62.50-87.50

BRED COWS: Medium and Large 1-2 2-8 yrs 795-1545 lbs 2nd to 3rd stage 835.00-1400.00, 1st stage 885.00-1200.00; over 8 yrs 1090-1410 lbs 2nd to 3rd stage 850.00-985.00 per head

COW & CALF PAIRS: Medium and Large 1-2 2-8 yrs 1055-1385 lbs with 150-300 lb calves 1300.00-1550.00 per pair

BRED HEIFERS: Medium and Large 1-2 912-1020 lbs 1st to 3rd stage 850.00-1150.00 per head

WEST CENTRAL MISSOURI WEEKLY SUMMARY

(Kingsville, Windsor, Butler)

Receipts: 5043 Week ago: 3944 Year ago: 4388

Compared to last week, steers and heifers steady to 6.00 higher. Slaughter cows mostly steady, spots uneven from 3.00 lower to 4.00 higher.

FEEDER STEERS:
Medium and Large 1

400-500 lbs.	200.00-227.00
500-600 lbs.	179.00-214.00
600-700 lbs.	172.00-190.00
700-800 lbs.	175.00-187.50
800-900 lbs.	167.00-185.50

FEEDER HEIFERS:
Medium and Large 1

350-400 lbs.	178.00-180.00
400-500 lbs.	165.00-187.00
500-600 lbs.	161.00-186.00
600-700 lbs.	168.00-185.75
700-800 lbs.	162.50-176.75
800-900 lbs.	154.75-159.00

SLAUGHTER BULLS: Yield Grade 1-2 1315-2205 lbs 88.50-103.50; high dressing 105.00-113.00; low dressing 78.00-86.00

SLAUGHTER COWS: Breaking and Boning (70-85% lean) 58.00-75.50, high dressing 67.00-81.00. Lean (85-90%) 53.00-68.50

BRED COWS: Medium and Large 1-2 2-8 yrs 1180-1400 lbs 2nd to 3rd stage 950.00-1250.00 per head

COW & CALF PAIRS: Scarce

BRED HEIFERS: Medium and Large 1-2 880-993 lbs 2nd to 3rd stage 800.00-950.00 per head

NORTHEAST MISSOURI WEEKLY SUMMARY

(Bowling Green, Kingdom City, Palmyra)

Receipts: 6209 Week ago: 3140 Year ago: 5458

Compared to last week, steers under 600 lbs sold steady to 5.00 higher, steers over 600 lbs and all weights of heifers sold with firm to higher undertones. Slaughter cows sold steady.

FEEDER STEERS:
Medium and Large 1

350-400 lbs.	217.50-237.00
400-500 lbs.	205.00-221.00
500-600 lbs.	190.00-209.00
600-700 lbs.	177.50-196.00
700-800 lbs.	186.25-189.00
800-900 lbs.	180.00-182.50

FEEDER HEIFERS:
Medium and Large 1

400-500 lbs.	174.00-190.50
500-600 lbs.	167.00-182.00
600-700 lbs.	165.00-178.25
700-800 lbs.	158.50-170.25

SLAUGHTER BULLS: Yield Grade 1-2 1380-2345 lbs 94.00-105.50; high dressing 108.00; low dressing 61.00-96.00

SLAUGHTER COWS: Breaking and Boning, (70-85% lean) 66.00-82.50; high dressing 75.00-86.00; low dressing 60.00-74.50. Lean (85-90%) 61.00-69.50

SLAUGHTER STEERS: Choice 2-3 146.50-152.00. Select and Choice 1-3 139.00-147.00. Select 2-3 130.00-136.00.

BRED COWS: Medium and Large 1-2 2-8 yrs 1000-1550 lbs 2nd and 3rd stage 1300.00-1625.00; 1st stage 975.00-1100.00 per head.

SLAUGHTER HEIFERS: Choice 2-3 146.50-152.50. Select and Choice 1-3 144.50-147.00. Select 1-2 135.00

COW & CALF PAIRS: Medium and Large 1 2-4 yrs 1100-1150 lbs w/ 150-300 lbs calves 2200.00-2500.00, pkg of fancy 3000.00 per pair.

NORTH CENTRAL MISSOURI WEEKLY SUMMARY

(Macon, Unionville, Green City, New Cambria)

Receipts: 5022 Week ago: 2286 Year ago: 4028

Compared to two weeks ago, mostly 2.00 to 5.00 higher. Slaughter cows steady to 3.00 lower.

*Some sale barns on a bi-weekly schedule and may not have a sale each week.

FEEDER STEERS:
Medium and Large 1

400-500 lbs.	204.50-238.50
500-600 lbs.	190.50-225.50
600-700 lbs.	184.00-199.75
700-800 lbs.	173.00-194.50
800-900 lbs.	180.00-185.00
62 hd 941 lbs.	180.25

FEEDER HEIFERS:
Medium and Large 1

400-500 lbs.	180.00-204.00
500-600 lbs.	169.00-194.50
600-700 lbs.	159.00-190.00
700-800 lbs.	160.50-175.25
19 hd 844 lbs.	154.75

SLAUGHTER BULLS: Yield Grade 1-2 1415-2240 lbs 83.00-106.00, low dressing 84.50-91.50

SLAUGHTER COWS: Breaking and Boning, (70-85% lean) 67.00-80.00; high dressing 77.50-89.00. Lean (85-90%) 60.00-72.00

BRED COWS: Scarce

COW & CALF PAIRS: Scarce

SOUTHEAST MISSOURI WEEKLY SUMMARY

(Jackson and Farmington)

Receipts: 2103 Week ago: 1126 Year ago: 2476
 Compared to last week, steers and heifers 1.00 to 16.00 higher.
 Slaughter cows and bulls uneven from 1.00 lower to 1.00 higher.

FEEDER STEERS:
 Medium and Large 1

300-400 lbs.	170.00-201.00
400-500 lbs.	170.00-205.00
500-550 lbs.	153.00-195.00
600-700 lbs.	149.00-184.00
700-800 lbs.	145.00-169.00

FEEDER HEIFERS:
 Medium and Large 1

300-400 lbs.	147.00-167.00
400-500 lbs.	146.00-170.00
500-600 lbs.	140.00-166.00
600-700 lbs.	135.00-158.00
700-800 lbs.	128.00-152.00

SLAUGHTER BULLS: Yield
 Grade 1-2 1125-2325 lbs. 78.00-92.00, high dressing 95.00-105.00; low dressing 60.00-70.00

SLAUGHTER COWS: Breaking and Boning (75-85% lean) 55.00-72.00; high dressing 68.00-77.00. Lean (85-90% lean) 40.00-59.00

BRED COWS: Medium and Large 2 2-8 yrs 975-1185 lbs 2nd stage 600.00-1300.00 per head

COW & CALF PAIRS: Medium and Large 2 few pairs 2-8 yrs 1000-1300 lbs with 150 lb to over 300 lb calves 1350.00-1625.00 per pair

EAST CENTRAL MISSOURI WEEKLY SUMMARY

(Cuba, Vienna)

Receipts: 2776 Week ago: 1385 Year ago: 2667
 Compared to last week, steers steady to 10.00 higher. Heifers under 500 lbs uneven from 5.00 lower to 10.00 higher, over 500 lbs steady to 5.00 higher. Slaughter cows steady to 1.00 higher.

FEEDER STEERS:
 Medium and Large 1

400-500 lbs.	195.00-226.00
500-600 lbs.	186.00-206.00
600-700 lbs.	170.00-192.50
700-800 lbs.	164.00-173.00

FEEDER HEIFERS:
 Medium and Large 1

350-400 lbs.	164.00-191.00
400-500 lbs.	161.00-183.50
500-600 lbs.	155.00-173.25
600-700 lbs.	164.50-176.00

SLAUGHTER BULLS: Yield
 Grade 1-2 1345-2130 lbs 88.50-99.50; high dressing 100.50-104.00; low dressing 62.00-86.00

SLAUGHTER COWS: Breaking and Boning, (70-85% lean) 65.00-73.50; high dressing 72.00-78.50; low dressing couple 64.00-65.00. Lean (85-90%) 56.50-64.50

BRED COWS: Medium and Large 1 pkg 2-4 yrs 1105 lbs 3rd stage 1750.00. Medium and Large 1-2 2-8 yrs 930-1400 lbs 2nd to 3rd stage 1100.00-1425.00, 1st to 2nd stage 950.00 per head

COW & CALF PAIRS: Medium and Large 1-2 2-8 yrs 900-1325 lbs with baby to 150 lb calves 1450.00-1900.00; 5 pairs over 5 yrs 1325 lbs with baby to 150 lb calves 1350.00 per pair

NORTHWEST MISSOURI WEEKLY SUMMARY

(Tina) (week ending 10/29/22)

Receipts: 953 Two weeks ago: 1002
 Compared to two weeks ago, steers under 600 lbs 9.00 to 11.00 lower, over 600 lbs 1.00 to 4.00 lower. Heifers overall traded with a weak undertone on a light test. Slaughter cows uneven, breakers and lean cow \$1.00 to 4.00 higher, boners 1.00 to 2.00 lower.

FEEDER STEERS:
 Medium and Large 1

400-500 lbs.	191.50-199.00
500-600 lbs.	181.00-197.00
600-700 lbs.	173.00-186.00
700-750 lbs.	161.50-168.50
10 hd 803 lbs.	177.50

FEEDER HEIFERS:
 Medium and Large 1

400-500 lbs.	171.00-184.00
500-600 lbs.	158.00-169.00
600-700 lbs.	157.00-165.50
76 hd fancy 713lbs.	173.25

SLAUGHTER BULLS: Yield
 Grade 1-2 1002-2120 lbs 91.00-98.00; few low dressing 78.50-84.50

SLAUGHTER COWS: Breaking and Boning, (70-85% lean) 65.00-77.50; high dressing 71.00-74.00. Lean (85-90%) 59.00-63.00

BRED COWS: Scarce

COW & CALF PAIRS: Scarce

AFTERNOON NATIONAL SLAUGHTER CATTLE REVIEW 11/04/22

So far for Friday in the Western Cornbelt negotiated cash trading has been limited on light demand. In the Southern Plains and Nebraska negotiated cash trading has been mostly inactive on very light demand. Not enough purchases in any of these regions for a market trend. Thursday was the last reported market in these regions. In the Southern Plains live purchases traded at 150.00. In Nebraska live and dressed purchases traded at 153.00 and 242.00, respectively. In the Western Cornbelt live and dressed purchases traded from 152.00-153.00 and 240.42.00, respectively.

Negotiated Cash Sales:					
Confirmed:	3,989	Week Ago:	10,873	Year Ago:	44,868
Week to date:	85,546	Week Ago:	81,773	Year Ago:	90,245

Live Basis	Steers	Heifers
Over 80% Choice	152.00-154.00 avg 152.85	153.00-155.00 avg 153.97
65-80% Choice	-	-
35-65% Choice	-	-
0-35% Choice	-	-
Total All Grades	152.00-154.00 avg 152.85	153.00-155.00 avg 153.97
Dressed Basis		
Over 80% Choice	240.00-242.00 avg 241.47	242.00-242.00 avg 242.00
65-80% Choice	241.00-241.00 avg 241.00	-
35-65% Choice	-	-
0-35% Choice	-	-
Total All Grades	240.00-242.00 avg 241.37	240.00-242.00 avg 242.00

WEEKLY COMMODITY FUTURES TRENDS

Compared to last week, Live Cattle 0.57 to 1.95 lower, Lean Hogs, 0.30 to 3.13 lower, except May 0.30 higher, Feeder Cattle 0.05 to 2.08 lower.

Daily Futures Closes

	Mon.	Tues.	Wed.	Thu.	Fri.
Cattle					
Oct	146.77	---	---	---	---
Dec	152.47	151.95	151.40	151.95	151.65
Feb	155.82	155.25	154.90	154.87	154.37
Apr	159.07	158.87	158.50	158.30	158.00
Jun	154.37	154.27	154.20	154.02	153.85
Lean Hogs					
Dec	84.92	85.20	83.30	83.37	82.97
Feb	88.45	88.45	87.20	87.17	86.42
Apr	93.60	93.60	92.65	92.55	92.40
May	97.95	98.05	97.35	97.22	97.40
Jun	105.02	105.00	104.42	104.25	104.30
Fdr Cat					
Nov	177.62	176.92	178.92	178.00	177.82
Jan	179.45	178.20	180.00	179.42	179.62
Mar	181.57	180.70	181.92	181.77	181.62
Apr	185.52	184.30	185.17	184.75	184.52
May	188.40	187.20	187.97	187.30	187.27
Milk					
Oct	21.81	21.82	---	---	---
Nov	20.47	20.59	20.68	20.87	20.88
Dec	19.00	19.10	19.06	19.87	20.35

WEEKLY COMMODITY GRAIN FUTURES TRENDS

Compared to last week, Soybeans 0.59 to 0.65 higher, Wheat 0.17 to 0.20 higher, 0.01 to 0.06 higher, KC Wheat 0.19 to 0.28 higher, Soybean Meal 2.80 to 5.00 lower.

Daily Grain Futures Closes

	Mon.	Tues.	Wed.	Thu.	Fri.
Soybeans					
Nov	1407	1435 3/4	1440	1426 3/4	1451 1/2
Jan	1419 1/2	1447 3/4	1454	1437	1462 1/4
Mar	1427 1/2	454 1/4	1461 1/2	1444	1469
May	1434 3/4	1461	1469	1451 1/4	1476
Jul	1438 1/4	1463 1/2	1471 3/4	1454	1478 1/4
Wheat					
Dec	882 1/4	902 1/2	846	840 1/2	847 3/4
Mar	899 1/4	919	865	859 3/4	866 3/4
May	907 1/2	924 3/4	873 1/2	869 3/4	877 1/4
Jul	903 3/4	919 1/2	874	871 1/4	880 1/2
Sep	906 1/2	921 1/2	879 1/4	876 1/4	886 1/2
Corn					
Dec	691 1/2	697 3/4	687 1/2	679 1/4	681
Mar	696 3/4	702 1/2	692 3/4	684 3/4	686 3/4
May	695 3/4	701 3/4	692 1/2	684 3/4	686 3/4
Jul	689 1/4	695 1/4	686 3/4	679 1/2	682
Sep	640	644 3/4	639	636 1/4	639 1/2
KC Wheat					
Dec	978 3/4	990	940 1/4	941 1/4	953 1/4
Mar	974 1/4	986 1/2	938 3/4	938 3/4	950 3/4
May	971 1/4	983	936 1/2	935 3/4	947 1/2
Jul	962	972 3/4	930 1/2	929	939 3/4
Sep	959 1/2	969	929 1/2	927	937 1/2
SB Meal					
Dec	428.10	424.80	424.50	414.30	420.40
Jan	419.10	417.80	417.00	407.50	412.80
Mar	409.30	410.00	408.80	399.30	403.50
May	404.20	406.20	405.20	395.70	398.80
Jul	403.00	405.20	404.70	395.20	397.70

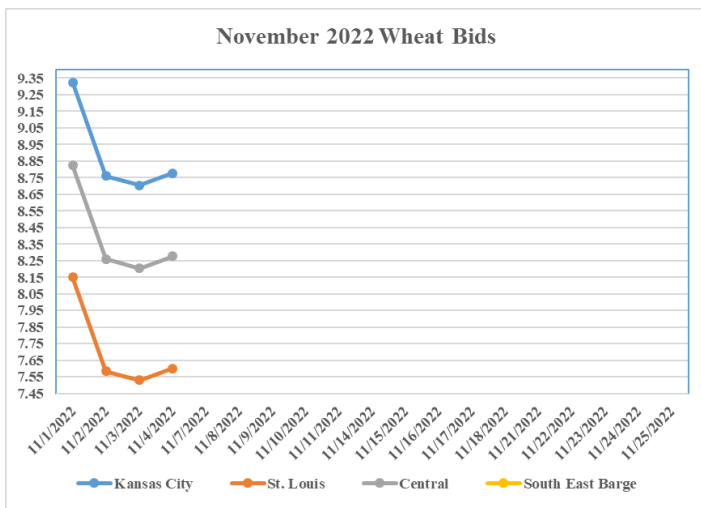
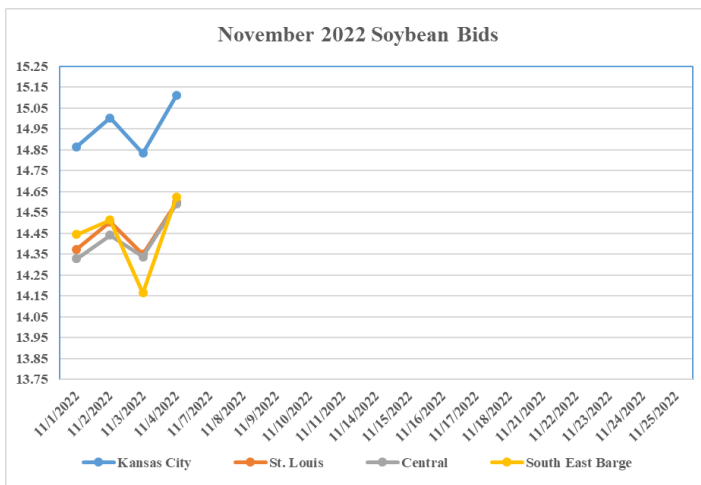
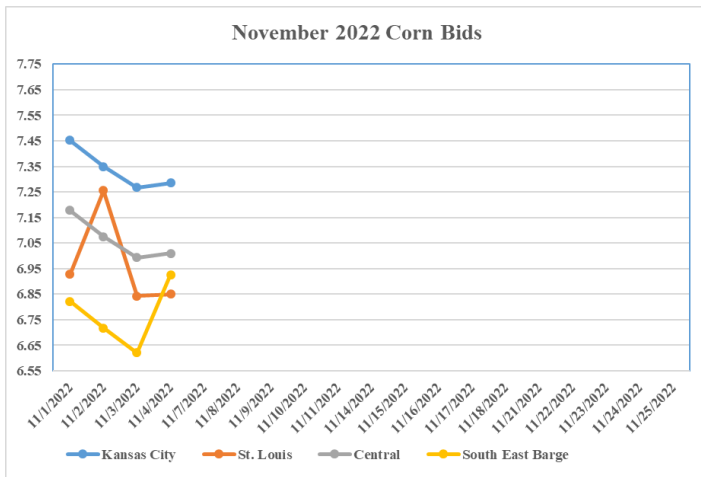
MISSOURI GRAIN WEEKLY TRENDS

Compared to last week, Soybeans 0.87 to 1.25 higher, Wheat 0.13 to 0.18 higher, Corn 0.01 to 0.34 higher, Sorghum 0.1 to 0.55 higher.

Area	#1 Soybeans	#2 Soft Wheat	#2 Corn	#2 Grain Sorghum
Kansas City				
Friday**	13.95-14.13	8.59	7.21-7.31	7.16
Monday	14.15-14.32	9.12	7.32-7.42	7.27
Tuesday	14.58-15.13	9.33	7.38-7.53	7.33
Wednesday	14.74-15.19	8.76	7.27-7.42	7.22
Thursday	14.57-15.02	8.71	7.19-7.34	7.14
Friday	14.82-15.37	8.77	7.21-7.36	7.16
St. Louis				
Friday**	13.68	6.79-8.09	6.61	6.16
Monday	13.78	7.32-8.62	6.72-6.77	6.27
Tuesday	14.36-14.39	7.48-8.83	6.83-7.03	6.73
Wednesday	14.47-14.54	6.91-8.26	6.85-6.92	6.67-6.77
Thursday	14.33-14.37	6.86-8.21	6.77-6.91	6.59-6.69
Friday	14.57-14.62	6.92-8.27	6.77-6.93	6.61-6.71
Central				
Friday**	13.72-13.90	8.09	7.01	—
Monday	13.94-14.10	8.62	7.12	—
Tuesday	14.28-14.38	8.83	7.18	—
Wednesday	14.20-14.88	8.26	7.07	—
Thursday	14.27-14.37	8.21	6.99	—
Friday	14.52-14.62	8.27	7.01	—
S.E. MO				
Friday**	13.03-13.43	—	5.36-7.01	—
Monday	13.62-13.96	—	6.22-7.12	—
Tuesday	14.16-14.82	—	6.28-7.28	—
Wednesday	14.20-14.88	—	6.17-7.17	—
Thursday	13.85-14.37	—	6.20-7.09	—
Friday	14.37-14.82	—	6.81-7.01	—

(PRICES PER BUSHEL) *NEW CROP **PREVIOUS WEEK'S PRICES
*Bids calculated using Kansas City, St. Louis, and St. Joseph bids

MONTHLY GRAIN CROP



*Axis value ranges may be updated to reflect data points.

WHOLESALE FEEDSTUFFS PRICES 11/04/22
(DOLLARS PER TON-BULK BASIS)

Area	Soybean Hulls - Pellets	Soybean Meal 46.5-48%	Corn Gluten Pellets 21%	Wheat Middlings
Kansas City	310.00	431.90	306.50	255.00
St. Louis	n/a	n/a	290.00	225.00

AGRICULTURAL PRICES 10/31/2022

September Prices Received Index Down 0.2 Percent

The September Prices Received Index 2011 Base (Agricultural Production), at 131.2, decreased 0.2 percent from August but increased 21 percent from September 2021. At 127.0, the Crop Production Index was down 1.3 percent from last month but up 17 percent from the previous year. The Livestock Production Index, at 136.4, increased 1.3 percent from August, and 26 percent from September last year. Producers received lower prices during September for hogs, broilers, soybeans, and strawberries, but higher prices for market eggs, lettuce, cattle, and brocoli. In addition to prices, the indexes are influenced by the volume change of commodities producers market. In September, there was decreased marketing of cattle, wheat, upland cotton, and peaches and increased monthly movement for soybeans, corn, apples, and dry beans.

September Prices Paid Index Down 0.1 Percent

The September Prices Paid Index for Commodities and Services, Interest, Taxes, and Farm Wage Rates (PPITW), at 136.3, is down 0.1 percent from August 2022 but up 13 percent from September 2021. Lower prices in September for feeder pigs, other services, LP gas, and gasoline more than offset higher prices for complete feeds, supplements, and concentrates.

Index Group	Sept 2021	Aug 2022	Sept 2022
Prices received by farmers	108.6	131.5	131.2
Prices paid by farmers	121.2	136.4	136.3
Ratio of prices received to prices paid	90	97	96

MISSOURI WEEKLY HAY SUMMARY 11/03/2022

Ever so slight improvement was noted on the latest drought monitor following recent rains. The overall conditions around the state are still dry, however. The moisture and temperatures, which have been well above average, has been beneficial to crops such as wheat or rye grasses that were planted. Hay market activity remains very active. The supply of hay is light to moderate, demand is moderate, and prices mostly steady. The Missouri Department of Agriculture has a hay directory visit <http://mda.mo.gov/abd/haydirectory/> for listings of hay <http://agebb.missouri.edu/haylst/>

- Alfalfa - Supreme 250.00-300.00, small square 10.00-15.00 per bale
- Alfalfa - Premium 180.00-250.00
- Alfalfa - Good 150.00-180.00, small square 5.00-9.00 per bale
- Alfalfa - Fair 125.00-150.00
- Alfalfa/grass mix - Good/Premium small square 5.00-9.00 per bale
- Mixed grass - Good/Premium 125.00-175.00
- Mixed grass - Fair/Good 100.00-150.00, small square 5.00-8.00 per bale
- Mixed grass - Fair 50.00-85.00 per large round bale
- Wheat straw - 4.00-7.00 per small square bale

Please Note: The above volumes (tonnage, acres, and bales) listed on this USDA LPGMN report are for confirmed trades only, it does not include estimated volume (tonnage) for bids or offers to the trade.
The current hay directory can be found at: <https://apps.mda.mo.gov/HayDirectory>.
List your hay for sale at: <https://agmarketnews.mo.gov/hay-directory/hay-listing-online-form#no-back>

MISSOURI WEEKLY SHEEP/GOAT AUCTION SUMMARY

11/04/2022

Receipts: 1073 Week Ago: 946 Last Year: 760

SHEEP: Feeder lambs Small and Medium 1-2 hair Small and Medium 1-2 35-55 lbs 290.00-325.00. Slaughter lambs Choice and Prime 1-3 w/s pkg 64 lbs 185.00; pkg 80 lbs 155.00. Choice 1-3 w/s pkg 68 lbs 145.00. Choice and Prime 1-3 hair 50-60 lbs 290.00-315.00; 60-70 lbs 245.00-307.50; 70-80 lbs 240.00-265.00; 80-90 lbs 172.50-195.00; 90-95 lbs 142.50-170.00. Choice 1-3 hair 10 hd 68 lbs 230.00; 70-80 lbs 192.50-210.00; 80-90 lbs 150.00-170.00; 90-100 lbs 155.00-162.50. Good 1-2 hair pkg 70 lbs 137.50. Slaughter ewes Good 2-3 hair pkg 82 lbs 155.00; 100-105 lbs 125.00-140.00. Utility and Good 1-3 70-80 lbs 115.00-130.00; pkg 88 lbs 110.00; 90-100 lbs 105.00-115.00; 100-125 lbs 95.00-120.00; pkg 158 lbs 110.00. Cull and Utility 1-2 pkg 78 lbs 75.00; pkg 80 lbs 95.00; pkg 97 lbs 82.50; 100-125 lbs 75.00-80.00. Slaughter bucks 1-2 hair 115-145 lbs 130.00-145.00.
Replacement ewes hair Small and Medium 1-2 pkg 2-4 yrs 118 lbs exp-posed 150.00; pkg 2-4 yrs 110 lbs win 177.50.
GOATS: Feeder kids Selection 1 30-50 lbs 310.00-380.00, pkg 30 lbs replacements 405.00. Selection 2 20-50 lbs 240.00-305.00, pygmies pkg 32 lbs 197.50. Selection 3 30-40 lbs 205.00-220.00; 40-50 lbs 180.00-225.00. Wether kids Selection 2 40-50 lbs 205.00-280.00. Slaughter kids Selection 1 50-60 lbs 305.00-340.00; 60-70 lbs 280.00-355.00. Selection 2 50-60 lbs 275.00-302.50; 60-85 lbs 245.00-285.00. Selection 3 pkg 52 lbs 135.00; 60-70 lbs 192.50-195.00. Slaughter nannies/does Selection 1-2 50-60 lbs pygmies 235.00-255.00; 80-90 lbs 145.00-165.00; 90-100 lbs 118.00-160.00; 100-215 lbs 125.00-185.00. Slaughter bucks/billies Selection 1-2 50-65 lbs pygmies 160.00-165.00; 75-90 lbs 230.00-245.00; 100-190 lbs 160.00-257.50. Wethers Selection 1-2 100-110 lbs 290.00-300.00. Wether kids Selection 1 50-70 lbs 295.00-345.00. Selection 2 pkg 50 lbs 287.50; pkg 72 lbs 260.00. Replacement nannies/does Selection 1 yearlings pkg 28 lbs open 435.00. Selection 1-2 yearlings pkg 77 lbs open 340.00; 1-2 yrs 90-100 lbs open 245.00-280.00; 2-4 yrs 120-140 lbs exp-posed 230.00-285.00.

Explanatory Notes: Stage - Represents estimated lambing/kidding period (Open, Exp=exposed, Bred, Fall = Sep-Nov, Win = Dec-Feb, Spr = Mar-May, Sum=Jun-Aug; w/s = woolled and shorn; /hd= per head; All price CWT unless otherwise noted.

MISSOURI DROUGHT MONITOR 11/03/2022

Date	None	D0	D1	D2	D3	D4
11/03/22	7.49	31.19	24.28	27.96	9.08	0
10/25/22	0	11.00	46.66	32.10	10.24	0
11/02/21	92.74	6.73	0.53	0	0	0

Reflects percentage of Missouri impacted by drought.
D0 Abnormally Dry; D1 Moderate Drought; D2 Severe Drought; D3 Extreme Drought; D4 Exceptional Drought

NATIONAL DIRECT DELIVERED FEEDER PIG REPORT

11/04/22 Receipts: 63,834 Week ago: 107,354 Year Ago: 135,793

Early weaned pigs 10-12 lbs. basis:
Formula 20,781 head 38.74-50.41, weighted average 43.70
Cash 32,163 head 26.00-44.50, weighted average 37.93
Feeder pigs 40 pounds basis:
Cash 10,290 head 50.00-60.00, weighted average 57.25

NATIONAL DAILY DIRECT PRIOR DAY HOG REPORTS FOR 11/04/22

BARROWS AND GILTS (Carcass Basis): 4,920 head
Base Carcass Price 80.00-97.50, weighted average 85.53

SOWS (Live Basis): 6,760 head
300-500 lbs. 27.00-77.00
Over 500 lbs. 53.00-77.50

MISSOURI WEEKLY DIRECT SLAUGHTER CATTLE REPORT 11/04/22

Weekly Receipts: 400 Week ago: 560 Year ago: 360
Trading as of Friday morning: light to moderate with flat dressed sales 2.00 to 4.00 higher. Grid dressed sales 2.00 higher. Live sales not tested.

LIVE STEERS & HEIFERS: No Sales Reported
DRESSED STEERS & HEIFERS: 6 loads Thur 242.00 flat

GRADE AND WEIGHT (Grid): 4 loads Thur 250.00

Click here for the current [National Crop Progress](#)
Click here for the current [Missouri Crop Progress](#)