

Weekly Market Summary

Published by:
Missouri Department of Agriculture
Ag Business Development Division
Market News Program



Chris Chinn, Director
Jill Wood, Division Director
Tony Hancock, Editor
[agmarketnews.mo.gov](http://www.ams.usda.gov/marketnews.htm)
<http://www.ams.usda.gov/marketnews.htm>

Michael L. Parson, Governor

Volume XLII, Number 45 ♦ P.O. Box 630, Jefferson City, MO 65102 ♦ (573) 751-4211 ♦ Monday, November 14, 2022

MISSOURI WEEKLY FEEDER CATTLE WEIGHTED AVERAGE REPORT

Receipts: 42,824 Week ago: 35,961 Year ago: 41,890

Steers and Heifers Medium and Large 1—Weighted average weights and prices

STEERS: Medium and Large 1

331 lbs. 216.49	527 lbs. 197.48	724 lbs. 180.37	912 lbs. 170.33
373 lbs. 213.22	573 lbs. 193.63	778 lbs. 177.98	1027 lbs. 163.25
429 lbs. 213.91	623 lbs. 186.56	835 lbs. 174.06	
477 lbs. 206.80	667 lbs. 181.11	870 lbs. 179.02	

HEIFERS: Medium and Large 1

334 lbs. 175.12	524 lbs. 172.29	723 lbs. 169.39	905 lbs. 157.50
372 lbs. 178.32	574 lbs. 169.99	774 lbs. 165.48	966 lbs. 162.25
430 lbs. 183.14	625 lbs. 170.39	830 lbs. 162.70	
474 lbs. 177.37	676 lbs. 166.61	886 lbs. 164.68	

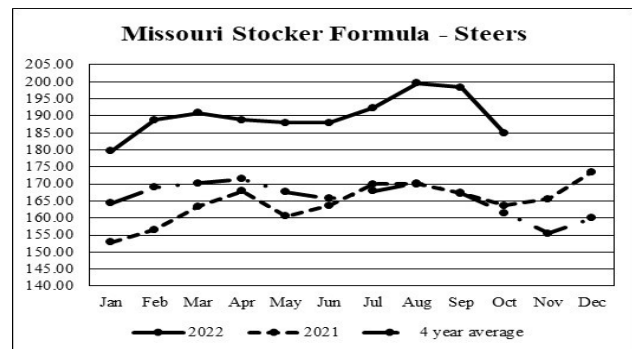
Missouri Steer (Heifer) Stocker Formula for 11/14/2022

Monday's Missouri Stocker Formula consists of **7615 (7155)** head with a weighted average weight of **541.56 (532.55)** lbs. and a price value of **190.93 (166.50)**, 0.99 lower (0.44 higher) than last Monday.

This a rolling seven day calculated weighted value which combines all Feeder Steers reported by MDA/USDA Market News Service weighing from 400-649 lbs. in the Medium and Large 1 and Medium and Large 1-2 frame and muscle classifications, including all comment cattle except Brahman X. Heifer values are in parentheses.

Missouri Weekly Cattle Auction Summary 11/14/2022

Compared to last week, feeders sold steady to 5.00 higher, although late week markets did note some pressure and lower trends. The supply of feeder was moderate to heavy with one of the biggest total runs the state has seen in several months. Demand was good, especially for thinner fleshed light weight calves that could be turned out on wheat. A few reporters noted that was especially true for the heifer calves. A couple of notable sales this week included 210 head of steers tagged as fancy at Joplin Regional Stockyards with an average weight of 728 lbs. which sold for 196.25. On the other end of the scale 125 head of thin fleshed steers with an average weight of 463 lbs. also sold at Joplin Regional Stockyards for 229.00. Record high temperatures in the low 80's mid-week was briskly replaced by late week and weekend. A cold north wind came and brought the first snow of the season for several parts of the state. Some areas reported two inches of the white stuff. Boxed beef cutouts were mixed this week choice closed at 258.94, down 4.81 and select closed at 235.27, up 3.37 compared to last week. Negotiated feedlot sales as of Friday afternoon was near 100K head. Live sales were reported in the south at 149.00-150.00 and in the north mostly 153.00 with a few up to 155.00, dressed sales mostly at 242.00. The Missouri Stocker Formula consist of 7615 head with a weighted average weight of 541.56 lbs. and a price value of 190.93, down 0.99 from last week. The steer/heifer spread is 24.43.

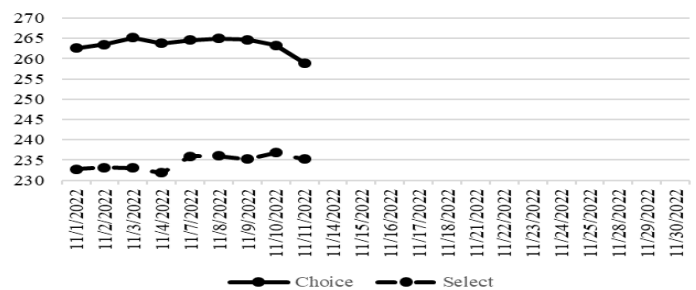


*Graph is updated the first Monday of each month.

NATIONAL BOXED BEEF CUTOUT/BOXED BEEF CUTS

DATE	CHOICE	SELECT	TOTAL LOADS
11/07	264.55	235.92	97
11/08	264.94	236.05	151
11/09	264.67	235.22	142
11/10	263.27	236.83	95
11/11	258.94	235.27	76
5 Day Simple Average	263.27	235.86	

Boxed Beef Cuts November 2022



*Axis value ranges may be updated to reflect data points.

WEEKLY LIVESTOCK SLAUGHTER 11/12/22

	CATTLE	HOGS	SHEEP
Week to Date:	671,000	2,492,000	37,000
Last Week:	667,000	2,577,000	34,000
Last Year:	659,000	2,620,000	39,000

The Weekly Market Summary, as well as historical summaries, are available on our website <https://agmarketnews.mo.gov/summaries>
Market News Hotline: 1-573-522-9244

SOUTHWEST MISSOURI WEEKLY SUMMARY

(Joplin and Springfield)

Receipts: 13,239 Week ago: 9191 Year ago: 11,702

Compared to last week, steers and heifers 2.00 to 5.00 higher, spots 3.00 lower on some steers late week. Slaughter cows steady to 5.00 lower. Slaughter bulls steady to 3.00 lower.

FEEDER STEERS:
Medium and Large 1

300-400 lbs.	200.00-225.00
400-500 lbs.	190.00-220.00
500-600 lbs.	180.00-203.00
600-700 lbs.	173.00-187.50
700-800 lbs.	165.50-183.00
800-900 lbs.	165.00-179.00
900-950 lbs.	159.00-168.75

FEEDER HEIFERS:
Medium and Large 1

300-400 lbs.	177.00-194.00
400-500 lbs.	172.00-194.00
500-600 lbs.	158.00-175.00
600-700 lbs.	150.00-168.75
700-800 lbs.	146.00-168.00
800-900 lbs.	158.00-163.50
12 hd 905 lbs.	157.50

FEEDER HOLSTEIN STEERS
Large 3

400-500 lbs.	110.00-139.50
500-600 lbs.	115.00-120.00
600-700 lbs.	120.00-124.50
750-800 lbs.	123.50-131.50
800-900 lbs.	126.00-132.25
47 hd 1023 lbs.	126.00

SLAUGHTER COWS: Breaking and Boning (70-85% lean) 57.00-73.50; high dressing 67.00-78.00; low dressing 51.00-63.00. Lean (85-90%) 49.00-64.00

SLAUGHTER BULLS: Yield Grade 1-2 1230-2530 lbs. 81.00-99.50; high dressing 97.00-110.00; low dressing 73.00-89.00

BRED COWS: Medium and Large 1 2-8 yrs 1050-1195 lbs 2nd to 3rd stage 1250.00-1425.00. Medium and Large 1-2 2-8 yrs 870-1305 lbs 2nd to 3rd stage 875.00-1275.00, 1st stage 835.00-1100.00; over 8 yrs 1180-1205 lbs 2nd to 3rd stage 850.00-885.00 per head
BRED HEIFERS: Medium and Large 1 yearlings 805-985 lbs 2nd to 3rd stage 1350.00-1510.00 per head

COW & CALF PAIRS: Medium and Large 1 2-8 yrs 1010-1060 lbs with baby to 300 lb calves 1800.00-2010.00 per pair. Medium and Large 1-2 2-8 yrs 940-1324 lbs few rebred 1st stage with baby to 300 lb calves 1275.00-1700.00 per pair

SOUTH CENTRAL MISSOURI WEEKLY SUMMARY

(West Plains, Phillipsburg)

Receipts: 8578 Week ago: 5617 Year Ago: 7439

Compared to last week, feeders sold steady to 5.00 higher. Slaughter cows sold 1.00 to 4.00 lower.

FEEDER STEERS:
Medium and Large 1

300-400 lbs.	206.00-225.00
400-500 lbs.	196.00-230.00
500-600 lbs.	189.00-211.00
600-700 lbs.	171.50-206.00
700-800 lbs.	171.00-184.00
800-900 lbs.	168.00-174.00

FEEDER HEIFERS:
Medium and Large 1

300-400 lbs.	170.00-178.00
400-500 lbs.	161.00-179.50
500-600 lbs.	160.00-180.50
600-700 lbs.	157.00-173.00
700-800 lbs.	151.00-164.50
800-850 lbs.	141.00-145.00

SLAUGHTER COWS: Breaking and Boning (70-85% lean) 60.00-73.00; high dressing 69.00-81.00; low dressing 52.00-63.00. Lean (85-90%) 49.00-64.00

SLAUGHTER BULLS: Yield Grade 1-2 1200-2150 lbs. 86.00-101.00; high dressing 108.00-115.00; low dressing 65.00-85.00

BRED COWS: Medium and Large 1-2 2-8 yrs 930-1650 lbs 2nd and 3rd stage 800.00-1400.00 per head

COW & CALF PAIRS: Medium and Large 1-2 2-8 yrs 1075-1125 lbs 150-300 lb calves 1250.00-1400.00 per pair

BRED HEIFERS: Medium and Large 1-2 900-1100 lbs 1st to 3rd stage 800.00-1300.00 per head

WEST CENTRAL MISSOURI WEEKLY SUMMARY

(Kingsville, Windsor, Butler)

Receipts: 5656 Week ago: 5043 Year ago: 5882

Compared to last week, feeder sold steady to 5.00 higher. Slaughter cows sold steady to 2.00 higher.

FEEDER STEERS:
Medium and Large 1

400-500 lbs.	204.00-226.00
500-600 lbs.	181.00-215.00
600-700 lbs.	175.00-194.75
700-800 lbs.	173.00-190.00
800-900 lbs.	174.00-184.50
2 loafs 920 lbs	174.00

FEEDER HEIFERS:
Medium and Large 1

300-400 lbs.	185.00-206.00
400-500 lbs.	167.00-205.00
500-600 lbs.	165.50-191.00
600-700 lbs.	159.00-184.75
700-800 lbs.	177.25-184.00
800-900 lbs.	155.50-176.00

SLAUGHTER BULLS: Yield Grade 1-2 1250-2150 lbs 89.00-104.00; high dressing 104.00-115.00; low dressing 78.00-89.00

SLAUGHTER COWS: Breaking and Boning (70-85% lean) 60.00-76.50; high dressing 67.50-85.00. Lean (85-90%) 52.00-65.00

BRED COWS: Medium and Large 1 2-8 yrs 1020-1455 lbs 2nd and 3rd stage 900.00-1260.00 per head

COW & CALF PAIRS: Scarce

NORTHEAST MISSOURI WEEKLY SUMMARY

(Bowling Green, Kingdom City, Palmyra)

Receipts: 4378 Week ago: 6209 Year ago: 4309

Compared to last week, feeders under 600 lbs 3.00-7.00 lower, over steady to firm. Slaughter cows sold steady to firm.

FEEDER STEERS:
Medium and Large 1

350-400 lbs.	218.00
400-500 lbs.	202.00-214.00
500-600 lbs.	190.00-211.00
600-700 lbs.	174.50-194.00
700-800 lbs.	175.50-192.00

FEEDER HEIFERS:
Medium and Large 1

400-500 lbs.	170.00-186.00
500-600 lbs.	165.00-179.00
600-700 lbs.	159.50-175.00
700-800 lbs.	163.00-170.25
Load 888 lbs.	167.85
Part load 966 lbs.	162.25

SLAUGHTER BULLS: Yield Grade 1-2 1420-2565 lbs 90.50-106.00; high dressing 105.50-113.00; low dressing 85.50-95.00

SLAUGHTER COWS: Breaking and Boning, (70-85% lean) 65.50-82.50; high dressing 75.50-86.50; low dressing 58.00-73.50. Lean (85-90%) 58.00-69.50

SLAUGHTER STEERS: Choice 2-3 147.00-150.50. Select and Choice 1-3 144.50-146.50
Select 1-2 137.00-141.50

BRED COWS: Medium and Large 1-2 2-8 yrs 1070-1300 lbs 3rd stage 1250.00-1400.00 per head

SLAUGHTER HEIFERS: Choice and Prime 2-3 156.00
Choice 2-3 148.00-149.50
Select and Choice 1-3 142.50-146.00

COW & CALF PAIRS: Medium and Large 1 5-8 yrs 1150-1400 lbs baby to 300 lb calves 1450.00-1775.00 per pair

NORTH CENTRAL MISSOURI WEEKLY SUMMARY

(Macon, Unionville, Green City, New Cambria)

Receipts: 3672 Week ago: 5022 Year ago: 6379

Compared to the last tested market, feeders sold uneven 3.00 lower to 2.00 higher. Slaughter cows sold steady to 1.00 lower.

*Some sale barns on a bi-weekly schedule and may not have a sale each week.

FEEDER STEERS:
Medium and Large 1

400-500 lbs.	210.00-235.50
500-600 lbs.	185.50-214.00
600-700 lbs.	178.00-197.00
Load 709 lbs.	185.25
800-900 lbs.	179.50-185.10

FEEDER HEIFERS:
Medium and Large 1

400-500 lbs.	171.00-200.00
500-600 lbs.	174.00-194.00
600-700 lbs.	169.75-185.50

SLAUGHTER BULLS: Yield Grade 1-2 1550-2325 lbs 88.50-104.50, low dressing 87.00-95.50

SLAUGHTER COWS: Breaking and Boning, (70-85% lean) 67.00-83.00; high dressing 77.50-86.00. Lean (85-90%) 58.00-70.50

BRED COWS: Medium and Large 1-2 2-8 yrs 1090-1425 lbs 2nd and 3rd stage 1150.00-1550.00 per head

COW & CALF PAIRS: Medium and Large 1 2-8 yrs 1250-1450 lbs 150-300 lb calves 1850.00-2075.00 per pair

SOUTHEAST MISSOURI WEEKLY SUMMARY

(Jackson and Farmington)

Receipts: 1864 Week ago: 2103 Year ago: 1872
 Compared to last week, feeders steady to 8.00 lower, spots 12.00 lower. Slaughter cows uneven 1.00 lower to 2.00 higher.

FEEDER STEERS:
 Medium and Large 1

300-400 lbs. 179.00-205.00
 400-500 lbs. 174.00-200.00
 500-600 lbs. 169.00-195.00
 600-700 lbs. 146.00-172.00
 700-800 lbs. 141.00-175.00

FEEDER HEIFERS:
 Medium and Large 1

300-400 lbs. 145.00-177.00
 400-500 lbs. 144.00-169.00
 500-600 lbs. 137.00-158.00
 600-700 lbs. 136.00-163.00

SLAUGHTER BULLS: Yield
 Grade 1-2 1040-2085 lbs. 69.00-88.00, high dressing 89.00-101.00; low dressing 60.00

SLAUGHTER COWS: Breaking and Boning (75-85% lean) 50.00-67.00; high dressing 68.00-78.50. Lean (85-90% lean) 45.00-58.00

BRED COWS: Medium and Large 2 2-8 yrs 995-1550 lbs 2nd and 3rd stage 775.00-1325.00 per head

COW & CALF PAIRS: Medium and Large 2 few pairs 2-8 yrs 1000-1350 lbs with baby to 300 lb calves 925.00-1400.00 per pair

EAST CENTRAL MISSOURI WEEKLY SUMMARY

(Cuba, Vienna)

Receipts: 3773 Week ago: 2776 Year ago: 4307
 Compared to last week, steers and heifers steady to 5.00 higher, spots 5.00 to 8.00 higher on lightweight heifer calves. Slaughter cows mostly steady to firm.

FEEDER STEERS:
 Medium and Large 1

350-400 lbs 212.00-225.00
 400-500 lbs. 192.00-232.00
 500-600 lbs. 185.75-202.50
 600-700 lbs. 170.00-194.00
 700-800 lbs. 167.00-176.00

FEEDER HEIFERS:
 Medium and Large 1

350-400 lbs. 172.00-186.00
 400-500 lbs. 167.50-184.00
 500-600 lbs. 157.00-175.50
 600-700 lbs. 159.00-174.00
 700-750 lbs. 159.50-165.00

SLAUGHTER BULLS: Yield
 Grade 1-2 1000-2380 lbs 85.00-96.00; high dressing 100.00-105.00; low dressing 60.00-82.00

SLAUGHTER COWS: Breaking and Boning, (70-85% lean) 62.00-73.50; high dressing 72.00-75.00; low dressing 58.00-63.00. Lean (85-90%) 55.00-65.00

BRED COWS: Medium and Large 1-2 2-8 yrs 964-1375 lbs 2nd to 3rd stage 975.00-1100.00 per head

COW & CALF PAIRS: Medium and Large 1-2 over 8 yrs pkg 1175 lbs with 150-300 lb calves 1075.00 per pair

NORTHWEST MISSOURI WEEKLY SUMMARY

(Tina) (week ending 11/11/22)

Receipts: 1664 Two weeks ago: 953
 Compared to two weeks ago, steers and heifers mostly 6.00 to 8.00 higher. Slaughter cows 1.00 to 4.00 lower.

FEEDER STEERS:
 Medium and Large 1

400-500 lbs. 199.00-215.00
 500-600 lbs. 195.00-205.00
 600-700 lbs. 168.00-176.00
 700-800 lbs. 169.00-175.25
 30 hd 834 lbs. 173.25

FEEDER HEIFERS:
 Medium and Large 1

400-500 lbs. 174.00-188.00
 500-600 lbs. 165.25-176.00
 600-700 lbs. 160.00-172.50
 73 hd fancy 736lbs. 172.50
 60 hd fancy 886lbs. 172.50

SLAUGHTER BULLS: Yield
 Grade 1-2 few 1070-1890 lbs 85.50-97.00

SLAUGHTER COWS: Breaking and Boning, (70-85% lean) 62.00-75.00; high dressing 69.00-78.00. Lean (85-90%) 52.00-58.25

BRED COWS: Scarce

COW & CALF PAIRS: Scarce

AFTERNOON NATIONAL SLAUGHTER CATTLE REVIEW 11/11/22

Thus far for Friday negotiated cash trading has been limited on light demand in Nebraska and Western Cornbelt. In the Southern Plains negotiated cash trading has been mostly inactive on very light demand. Not enough purchases for a market trend in any region. Wednesday the last reported market in Southern Plains with live purchases at 150.00. Wednesday was the last reported market in Nebraska with live and dressed purchases at 150.00 and 242.00, respectively. Thursday was the last reported live purchase market in the Western Cornbelt from 153.00-155.00. Wednesday was the last reported dressed purchase market at 242.00.

Negotiated Cash Sales:

Confirmed:	2,998	Week Ago:	4,309	Year Ago:	14,803
Week to date:	99,410	Week Ago:	85,866	Year Ago:	113,600

<u>Live Basis</u>	<u>Steers</u>	<u>Heifers</u>
Over 80% Choice	150.00-153.00 avg 152.51	-
65-80% Choice	-	-
35-65% Choice	-	-
0-35% Choice	-	-
Total All Grades	150.00-153.00 avg 152.51	-
<u>Dressed Basis</u>		
Over 80% Choice	242.00-242.00 avg 242.00	242.00-242.00 avg 242.00
65-80% Choice	-	-
35-65% Choice	-	-
0-35% Choice	-	-
Total All Grades	242.00-242.00 avg 242.00	242.00-242.00 avg 242.00

WEEKLY COMMODITY FUTURES TRENDS

Compared to last week, Live Cattle nearby 0.13 to 1.12 lower distant 0.07 to 0.13 higher, Lean Hogs 0.87 to 1.98 higher, Feeder Cattle nearby 0.47 to 1.05 lower, distant 0.05 to 0.08 higher.

Daily Futures Closes

	Mon.	Tues.	Wed.	Thu.	Fri.
Cattle					
Dec	153.05	153.05	151.57	153.07	151.52
Feb	155.02	154.77	154.15	155.02	153.25
Apr	158.55	158.25	157.77	158.50	157.05
Jun	154.40	154.20	153.90	154.65	153.92
Aug	154.10	153.95	153.70	154.62	153.75
Lean Hogs					
Dec	87.05	85.57	85.27	84.87	84.35
Feb	89.05	88.50	89.15	88.82	88.40
Apr	94.35	94.20	94.62	94.22	94.10
May	99.12	98.92	98.95	98.45	98.45
Jun	105.67	105.82	105.85	105.02	105.17
Fdr Cat					
Nov	178.22	178.27	177.72	178.62	176.95
Jan	179.92	179.90	179.65	181.70	178.57
Mar	182.25	182.15	181.80	183.80	181.15
Apr	185.22	185.27	185.15	186.95	184.60
May	187.92	187.95	187.92	189.55	187.32
Milk					
Nov	20.90	20.88	21.00	20.96	20.98
Dec	20.47	20.97	21.58	21.53	21.58
Jan	19.73	20.15	20.68	20.84	20.79

WEEKLY COMMODITY GRAIN FUTURES TRENDS

Compared to last week, Soybeans Nov 0.04 higher, others 0.12 to 0.18 lower, Wheat 0.27 to 0.37 lower, Corn 0.18 to 0.24 lower, KC Wheat 0.09 to 0.12 lower, Soybean Meal 1.90 to 13.00 lower.

Daily Grain Futures Closes

	Mon.	Tues.	Wed.	Thu.	Fri.
Soybeans					
Nov	1440	1444	1459 3/4	1430 1/2	1455 1/2
Jan	1450 1/4	1446 1/2	1452	1423	1450
Mar	1458	1453 1/4	1457 1/4	1428	1453 3/4
May	1465 1/2	1459 3/4	1463 3/4	1434 1/4	1459 1/4
Jul	1468 1/4	1461 1/2	1464 3/4	1435 3/4	1460
Wheat					
Dec	845 3/4	827 3/4	806 1/2	803 1/2	813 3/4
Mar	864	847 1/2	827 3/4	825 3/4	835 1/4
May	874 1/4	858	839 1/4	837	846 1/2
Jul	879	862 3/4	844 3/4	843 1/4	852 1/2
Sep	885 1/2	869 1/2	852 1/2	851	860 1/4
Corn					
Dec	675 3/4	667 1/2	644 1/2	653 1/4	658
Mar	681 1/2	673 3/4	670 1/2	659 1/2	663
May	682	673 3/4	670 1/2	659 1/2	662 3/4
Jul	677 1/4	669 3/4	666	655 1/4	658 1/4
Sep	636 3/4	631 1/2	626 3/4	619 1/4	622
KC Wheat					
Dec	957 1/4	945 3/4	930	925 1/4	943 1/2
Mar	953 3/4	941 3/4	926 3/4	921 1/2	939
May	950 1/4	938	923 1/4	918	935 3/4
Jul	943 1/2	930 1/2	917	911 1/4	928 1/2
Sep	941 3/4	927 3/4	915	910	926 1/4
SB Meal					
Dec	419.00	419.30	417.60	404.10	407.40
Jan	412.90	413.70	412.30	400.40	403.60
Mar	404.30	406.40	405.60	395.30	398.50
May	400.10	402.50	402.00	392.80	396.00
Jul	399.10	401.50	400.90	392.50	395.80

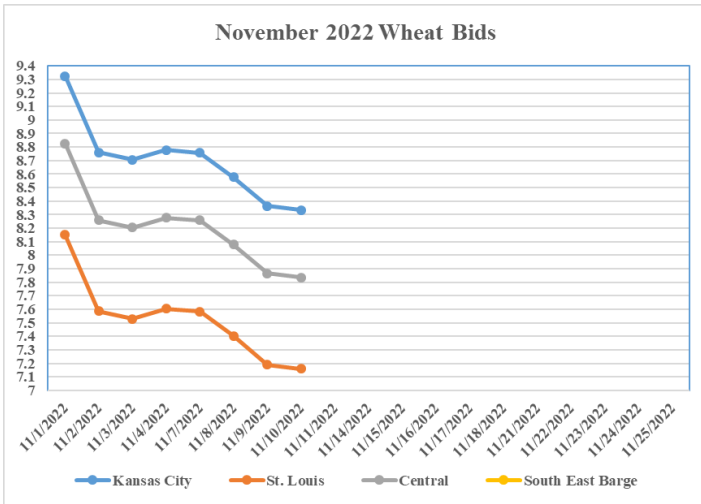
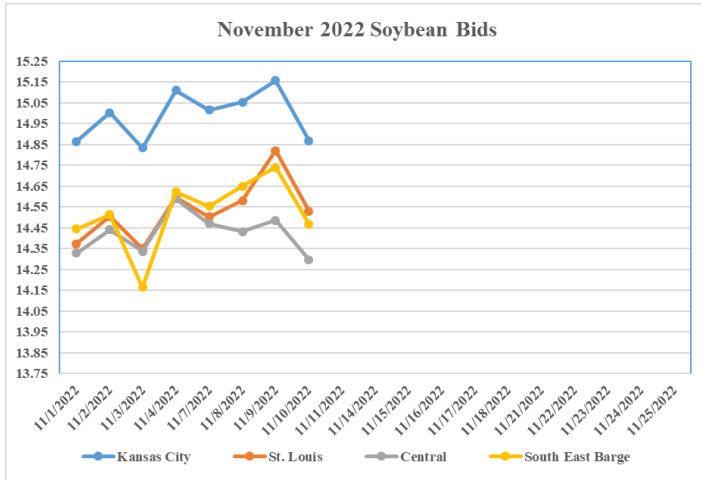
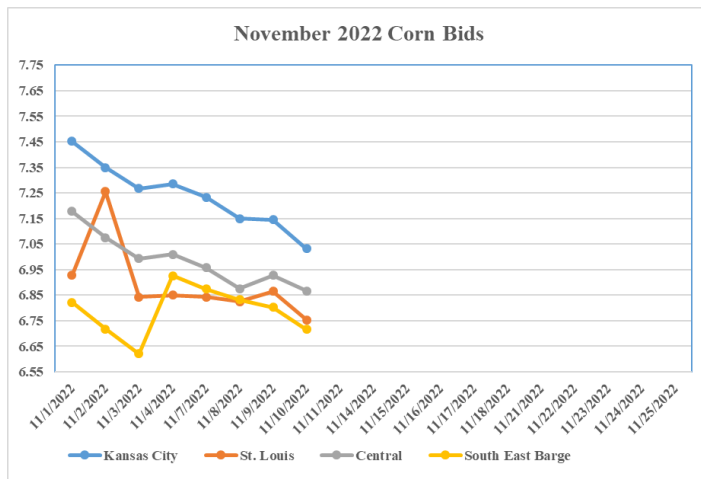
MISSOURI GRAIN WEEKLY TRENDS

Compared to last week, Soybeans 0.01 to 0.39 lower, Wheat 0.43 to 0.45 lower, Corn 0.07 to 0.28 lower, Sorghum 0.28 lower.

Area	#1 Soybeans	#2 Soft Wheat	#2 Corn	#2 Grain Sorghum
Kansas City				
Friday**	14.82-15.37	8.77	7.21-7.36	7.16
Monday	14.80-15.25	8.76	7.16-7.31	7.11
Tuesday	14.77-15.22	8.58	7.08-7.23	7.03
Wednesday	15.02-15.27	8.37	7.10-7.20	7.00
Thursday	14.73-14.98	8.34	6.98-7.08	6.88
Friday	Holiday			
St. Louis				
Friday**	14.57-14.62	6.92-8.27	6.77-6.93	6.61-6.71
Monday	14.50	6.91-8.26	6.81-6.88	6.66
Tuesday	14.52-14.65	6.73-8.08	6.78-6.88	6.58
Wednesday	14.72-14.92	6.52-7.87	6.82-6.92	6.55
Thursday	14.43-14.63	6.49-7.84	6.70-6.80	6.43
Friday	Holiday			
Central				
Friday**	14.52-14.62	8.27	7.01	---
Monday	14.40-14.50	8.26	6.96	---
Tuesday	14.37-14.47	8.08	6.88	---
Wednesday	14.42-14.52	7.87	6.85-7.00	---
Thursday	14.23-14.33	7.84	6.83-6.88	---
Friday	Holiday			
S.E. MO				
Friday**	14.37-14.82	---	6.81-7.01	---
Monday	14.25-14.85	---	6.76-6.96	---
Tuesday	14.41-14.82	---	6.80-6.88	---
Wednesday	14.46-14.87	---	6.77-6.85	---
Thursday	14.18-14.58	---	6.68-6.78	---
Friday	Holiday			

(PRICES PER BUSHEL) *NEW CROP **PREVIOUS WEEK'S PRICES
*Bids calculated using Kansas City, St. Louis, and St. Joseph bids

MONTHLY GRAIN CROP



*Axis value ranges may be updated to reflect data points.

WHOLESALE FEEDSTUFFS PRICES 11/11/22 (DOLLARS PER TON-BULK BASIS)

Area	Soybean Hulls - Pellets	Soybean Meal 46.5-48%	Corn Gluten Pellets 21%	Wheat Middlings
Kansas City	Na	412.40	306.50	255.00
St. Louis	NA	NA	290.00	222.50

CROP PRODUCTION

Released November 9, 2022, by the National Agricultural Statistics Service (NASS), Agricultural Statistics Board, United States Department of Agriculture (USDA).

Corn Production Up Less Than 1 Percent from October Forecast
Soybean Production Up 1 Percent
Cotton Production Up 2 Percent

Corn production for grain is forecast at 13.9 billion bushels, up less than 1 percent from the previous forecast but down 8 percent from 2021. Based on conditions as of November 1, yields are expected to average 172.3 bushels per harvested acre, up 0.4 bushel from the previous forecast but down 4.4 bushels from last year. Area harvested for grain, forecast at 80.8 million acres, is unchanged from the previous forecast but down 5 percent from the previous year.

Soybean production for beans is forecast at 4.35 billion bushels, up 1 percent from the previous forecast but down 3 percent from last year. Based on conditions as of November 1, yields are expected to average 50.2 bushels per harvested acre, up 0.4 bushel from the previous forecast but down 1.5 bushels from 2021. Area harvested for beans in the United States is forecast at 86.6 million acres, unchanged from the previous forecast but up less than 1 percent from 2021.

All cotton production is forecast at 14.0 million 480-pound bales, up 2 percent from the previous forecast but down 20 percent from 2021. Based on conditions as of November 1, yields are expected to average 855 pounds per harvested acre, up 13 pounds from the previous forecast and up 36 pounds from 2021. Upland cotton production is forecast at 13.6 million 480-pound bales, up 2 percent from the previous forecast but down 21 percent from 2021. Pima cotton production is forecast at 470,000 bales, up less than 1 percent from the previous forecast and up 42 percent from 2021. All cotton area harvested is forecast at 7.88 million acres, unchanged from the previous forecast but down 23 percent from 2021.

MISSOURI WEEKLY HAY SUMMARY 11/10/2022

Weather around the state continues to be very volatile as the seasons try to figure out what to do. Record highs were set on Wednesday in some areas but by weekend heavy coats will be needed as temperatures are expected to get down in the high teens or low twenties. The drought monitor continues to slowly show improvement. Although the growing season is over moisture is quite welcome to fill ponds and add to the extremely depleted soil. Hay movement remains good, the supply of hay is light to moderate and demand is moderate and prices mostly steady. The Missouri Department of Agriculture has a hay directory visit <http://mda.mo.gov/abd/haydirectory/> for listings of hay <http://agebb.missouri.edu/haylst/>

Alfalfa - Supreme 250.00-300.00, small square 10.00-15.00 per bale
Alfalfa - Premium 180.00-250.00
Alfalfa - Good 150.00-180.00, small square 5.00-9.00 per bale
Alfalfa - Fair 125.00-150.00
Alfalfa/grass mix - Good/Premium small square 5.00-9.00 per bale
Mixed grass - Good/Premium 125.00-175.00
Mixed grass - Fair/Good 100.00-150.00, small square 5.00-8.00 per bale
Mixed grass - Fair 50.00-85.00 per large round bale
Wheat straw - 4.00-7.00 per small square bale

MISSOURI WEEKLY SHEEP/GOAT AUCTION SUMMARY

11/14/2022

Receipts: 350 Week Ago: 1073 Last Year: 502

SHEEP: Feeder Lambs Small and Medium 1-2 hair 40-50 lbs 205.00-230.00. Slaughter Classes Lambs Choice and Prime woolled and shorn 75-95 lbs 165.00-185.00, hair 50-70 lbs 235.00-175.00; 70-85 lbs 150.00-180.00. Ewes Utility and Good 1-2 140-160 lbs 76.00-83.00. Utility 1-2 160-165 lbs 70.00-72.00. Replacement Ewes Medium and Large 1-2 2-6 yrs 110-165 lbs exposed 145.00-160.00 per head.

GOATS: Feeder Kids Selection 1 39 lbs 225.00. Selection 3 35 lbs 150.00. Slaughter Kids Selection 1 45-65 lbs 190.00-300.00.. Selection 1-2 50-95 lbs 250.00-275.00. Selection 2 44-66 lbs 240.00-245.00.

Explanatory Notes: Stage - Represents estimated lambing/kidding period (Open, Exp=exposed, Bred, Fall = Sep-Nov, Win = Dec-Feb, Spr = Mar-May, Sum=Jun-Aug; w/s = woolled and shorn; /hd= per head; All price CWT unless otherwise noted.

MISSOURI DROUGHT MONITOR 11/10/2022

<u>Date</u>	<u>None</u>	<u>D0</u>	<u>D1</u>	<u>D2</u>	<u>D3</u>	<u>D4</u>
11/10/22	13.41	86.59	50.84	21.90	2.74	0

Reflects percentage of Missouri impacted by drought. D0 Abnormally Dry; D1 Moderate Drought; D2 Severe Drought; D3 Extreme Drought; D4 Exceptional Drought

NATIONAL DIRECT DELIVERED FEEDER PIG REPORT

11/11/22 Receipts: 82,386 Week ago: 63,834 Year Ago: 60,766

Early weaned pigs 10-12 lbs. basis:
Formula 39,081 head 27.00-53.00, weighted average 44.61
Cash 30,910 head 27.00-47.00, weighted average 40.07
Feeder pigs 40 pounds basis: Cash 12,395 head 45.00-63.00, weighted average 57.19

NATIONAL DAILY DIRECT PRIOR DAY HOG REPORTS FOR 11/11/22

BARROWS AND GILTS (Carcass Basis): 4,447 head
Base Carcass Price 79.50-92.00, weighted average 85.23

SOWS (Live Basis): 7,212 head
300-500 lbs. 24.00-74.25
Over 500 lbs. 50.00-76.00

MISSOURI WEEKLY DIRECT SLAUGHTER CATTLE REPORT 11/11/22

Weekly Receipts: 400 Week ago: 400 Year ago: 320
Trading as of Friday morning: light to moderate with flat dressed sales steady. Grid dressed sales 2.00 higher. Live sales not tested.

LIVE STEERS & HEIFERS: No Sales Reported
DRESSED STEERS & HEIFERS: 7 loads Thur 242.00 flat

GRADE AND WEIGHT (Grid): 3 loads Thur 252.00

Click here for the current [National Crop Progress](#)
Click here for the current [Missouri Crop Progress](#)