

Weekly Market Summary

Published by:
Missouri Department of Agriculture
Ag Business Development Division
Market News Program



Chris Chinn, Director
Jill Wood, Division Director
Tony Hancock, Editor
[agmarketnews.mo.gov](http://www.ams.usda.gov/marketnews.htm)
<http://www.ams.usda.gov/marketnews.htm>

Michael L. Parson, Governor

Volume XLII, Number 47 ♦ P.O. Box 630, Jefferson City, MO 65102 ♦ (573) 751-4211 ♦ Monday, November 28, 2022

MISSOURI WEEKLY FEEDER CATTLE WEIGHTED AVERAGE REPORT

Receipts: 26,234 Week ago: 32,921 Year ago: 26,790

Steers and Heifers Medium and Large 1—Weighted average weights and prices

STEERS: Medium and Large 1

331 lbs. 226.90	524 lbs. 206.10	730 lbs. 181.42	926 lbs. 173.73
387 lbs. 221.94	574 lbs. 198.50	778 lbs. 182.46	963 lbs. 171.75
434 lbs. 211.23	624 lbs. 190.96	822 lbs. 181.76	
469 lbs. 220.42	676 lbs. 184.45	871 lbs. 179.56	

HEIFERS: Medium and Large 1

352 lbs. 192.04	526 lbs. 177.45	722 lbs. 168.27	909 lbs. 154.00
423 lbs. 183.00	571 lbs. 173.35	767 lbs. 168.17	973 lbs. 157.31
470 lbs. 184.17	623 lbs. 173.03	816 lbs. 162.37	1052 lbs. 130.00
	680 lbs. 175.42	881 lbs. 146.64	

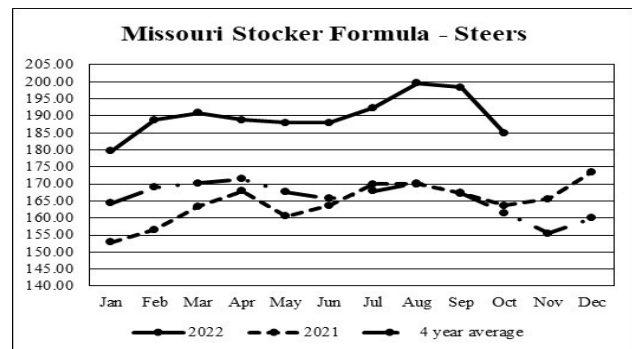
Missouri Steer (Heifer) Stocker Formula for 11/28/2022

Monday's Missouri Stocker Formula consists of **4442 (3835)** head with a weighted average weight of **549.38 (530.79)** lbs. and a price value of **195.80 (170.30)**, 7.38 higher (3.68 higher) than last Monday.

This a rolling seven day calculated weighted value which combines all Feeder Steers reported by MDA/USDA Market News Service weighing from 400-649 lbs. in the Medium and Large 1 and Medium and Large 1-2 frame and muscle classifications, including all comment cattle except Brahman X. Heifer values are in parentheses.

Missouri Weekly Cattle Auction Summary 11/28/2022

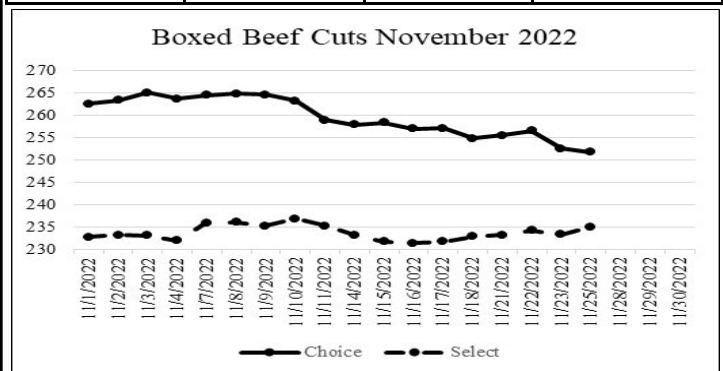
Compared to last week, feeders sold steady to 5.00 higher. The supply of feeders was moderate for the week as a whole, however several barns remained dark this week for the holiday and receipts were heavy in the barns that held sales; most of which were advertised as a special sale in some way or another. The supply consisted of many large consignments and buyers were presented with load after load of high quality cattle that had been held just for these sales. The largest draft this week was from Joplin Regional Stockyards which sold 457 head of 826 lb. steers at 181.00, 4.00 higher than a 500 plus head draft of steers nearly the same weight which sold last week. The entire week held enough highlights that would fill several buyer cards but a couple other larger drafts that stood out; although not necessarily the highest prices included 150 head of 676 lb. steers tagged as fancy which sold at Callaway Livestock Center for 197.25. Green City Livestock Market held their two day Thanksgiving week special and among the multiple loads there was 125 head of 690 lbs. heifers which sold for 181.25. The replacement cow market has also found some new life following the very dry summer and fall. Eastern Missouri Commission Company in Bowling Green held a special cow sale on Saturday and bidding on bred heifers climbed all the way to 2750.00 per head for a top of the auction sale with a total of over 150 head exceeding 2400.00 per head. Boxed beef cutouts were mixed this week choice closed at 251.83, down 3.04 and select closed at 234.97, up 2.14 compared to last week. Negotiated feedlot sales as of Friday afternoon was just over 93K head and sold higher with most trade reported on Wednesday as packer buyers and feedlot managers looked to get business done prior to the holiday. Live sales were reported mostly from 154.00-158.00, dressed sales mostly at 245.00. The Missouri Stocker Formula consist of 4442 head with a weighted average weight of 549.38 lbs. and a price value of 195.80, up 7.38 from last week. The steer/heifer spread is 25.50.



*Graph is updated the first Monday of each month.

NATIONAL BOXED BEEF CUTOFF/BOXED BEEF CUTS

DATE	CHOICE	SELECT	TOTAL LOADS
11/21	255.57	233.23	112
11/22	256.63	234.18	157
11/23	252.56	233.33	155
11/24	-	-	-
11/25	251.83	234.97	61
5 Day Simple Average	254.15	233.93	



*Axis value ranges may be updated to reflect data points.

WEEKLY LIVESTOCK SLAUGHTER 11/26/22

	CATTLE	HOGS	SHEEP
Week to Date:	581,000	2,223,000	29,000
Last Week:	674,000	2,599,000	38,000
Last Year:	568,000	2,255,000	34,000

The Weekly Market Summary, as well as historical summaries, are available on our website <https://agmarketnews.mo.gov/summaries>
Market News Hotline: 1-573-522-9244

SOUTHWEST MISSOURI WEEKLY SUMMARY

(Joplin and Springfield)

Receipts: 14,003 Week ago: 12,429 Year ago: 14,658
Compared to last week, feeders sold steady to 4.00 higher, slaughter cows were mixed from 5.00 higher early week to 2.00 lower just prior to holiday.

FEEDER STEERS:
Medium and Large 1

300-400 lbs.	231.00-250.00
400-500 lbs.	190.00-224.00
500-600 lbs.	184.00-210.00
600-700 lbs.	175.50-197.50
700-800 lbs.	160.00-191.00
800-900 lbs.	176.00-186.00
900-1000 lbs.	168.50-174.00

FEEDER HEIFERS:
Medium and Large 1

300-400 lbs.	185.00
400-500 lbs.	169.00-184.00
500-600 lbs.	157.00-182.00
600-700 lbs.	154.50-176.00
700-800 lbs.	164.00-175.00
800-850 lbs.	160.50-167.00
950-1000 lbs.	153.50-161.00

FEEDER HOLSTEIN STEERS
Large 3

Scarce

SLAUGHTER COWS: Breaking and Boning (70-85% lean) 57.00-76.50, high dressing 66.00-81.00; low dressing 45.00-64.50. Lean (85-90%) 47.00-65.50

SLAUGHTER BULLS: Yield Grade 1-2 1290-2375 lbs. 83.50-98.00; high dressing 97.00-107.00; low dressing 70.00-87.50

COW & CALF PAIRS: Scarce

BRED COWS: Medium and Large 1-2 2-8 yrs 950-1485 lbs 2nd to 3rd stage 950.00-1250.00; short and solid mouth cows 800.00-1010.00 per head.

BRED HEIFERS: Medium and Large 1-2 955-1400 lbs 2nd to 3rd stage 875.00-1275.00 per head

SOUTH CENTRAL MISSOURI WEEKLY SUMMARY

(West Plains, Phillipsburg)

Receipts: 2228 Week ago: 6209 Year Ago: 2031
Compared to last week, feeders sold steady to 4.00 higher, Slaughter cows and bulls sold steady.

FEEDER STEERS:
Medium and Large 1

300-400 lbs.	207.00-222.50
400-500 lbs.	200.00-214.00
500-600 lbs.	185.00-208.00
Pkg 695 lbs.	177.00
700-800 lbs.	174.00

FEEDER HEIFERS:
Medium and Large 1

400-500 lbs.	164.00-170.00
500-600 lbs.	160.00-165.00
700-800 lbs.	157.00-158.50

FEEDER HOLSTEIN STEERS
Large 3

Scarce

SLAUGHTER COWS: Breaking and Boning (70-85% lean) 65.00-74.00, high dressing 74.00-81.00; low dressing 53.00-65.00. Lean (85-90%) 47.53-66.00

SLAUGHTER BULLS: Yield Grade 1-2 1300-2175 lbs. 88.00-100.00; high dressing 102.00-111.00; low dressing 60.00-86.00

COW & CALF PAIRS: Scarce

BRED COWS: Medium and Large 1-2 2-8 yrs 1075-1500 lbs 2nd to 3rd stage 1050.00-1275.00 850.00 per head

BRED HEIFERS: Scarce

WEST CENTRAL MISSOURI WEEKLY SUMMARY

(Kingsville, Windsor, Butler)

Receipts: 1990 Week ago: 6302 Year ago: 1020
Compared to last week, feeders steady. Slaughter cows and bulls steady to 3.00 lower.

FEEDER STEERS:
Medium and Large 1

400-500 lbs.	214.50-226.00
500-600 lbs.	196.00-214.00
600-700 lbs.	188.25-199.50
Pkg 773 lbs.	174.25

FEEDER HEIFERS:
Medium and Large 1

400-500 lbs.	179.00-192.00
500-600 lbs.	154.00-180.50
600-700 lbs.	176.00

SLAUGHTER BULLS: Yield Grade 1-2 1275-275 lbs 87.50-101.00; high dressing 99.00-103.00; low dressing 72.50-85.50

SLAUGHTER COWS: Breaking and Boning (70-85% lean) 63.50-75.50, high dressing 78.50. Lean (85-90%) 57.00-59.00

BRED COWS: Scarce

COW & CALF PAIRS: Scarce

NORTHEAST MISSOURI WEEKLY SUMMARY

(Bowling Green, Kingdom City, Palmyra)

Receipts: 3069 Week ago: 4116 Year ago: 3513
Compared to last week, feeders sold firm to 6.00 higher, with some light weight steer calves up to 12.00 higher. Slaughter cows mostly steady.

FEEDER STEERS:
Medium and Large 1

Pkg 347 lbs.	224.00
450-500 lbs.	218.00-225.00
500-600 lbs.	190.00-208.00
700-750 lbs.	180.00-185.85
load 927 lbs.	175.50

FEEDER HEIFERS:
Medium and Large 1

350-400 lbs.	186.00-189.00
400-500 lbs.	175.50-190.00
500-600 lbs.	170.00-184.00
600-650 lbs.	174.00-178.00

SLAUGHTER BULLS: Yield Grade 1-2 1350-2220 lbs 96.00-104.00; low dressing 83.00-94.00

SLAUGHTER COWS: Breaking and Boning, (70-85% lean) 67.00-75.50; high dressing 77.00-87.00; low dressing 60.00-68.50. Lean (85-90%) 62.00-66.50

SLAUGHTER STEERS: Choice 3-4 149.00-151.50

BRED COWS: Medium and Large 1 2-8 yrs 925-1450 lbs 2nd and 3rd stage 1975.00-2025.00. Medium and Large 1-2 2-8 yrs 1025-1475 lbs 2nd and 3rd stage 1000.00-1975.00 per head

SLAUGHTER HEIFERS: Choice 2-3 153.50-155.50. Select and Choice 2-3 147.00.

BRED HEIFERS: Medium and Large 1 975-1380 lbs 2nd-3rd stage 2025.00-2750.00. Medium and Large 1-2 940-1250 lbs 2nd-3rd stage 1800.00-2300.00 per head

NORTH CENTRAL MISSOURI WEEKLY SUMMARY

(Macon, Unionville, Green City, New Cambria)

Receipts: 7971 Week ago: 4705 Year ago: 9430
No adequate comparison with recent sales, undertones generally higher.

*Some sale barns on a bi-weekly schedule and may not have a sale each week.

FEEDER STEERS:
Medium and Large 1

400-500 lbs.	200.00-241.00
500-600 lbs.	190.00-230.25
600-700 lbs.	175.50-195.00
700-800 lbs.	176.00-189.25
800-900 lbs.	179.00-186.25
900-1000 lbs.	176.50-182.50

FEEDER HEIFERS:
Medium and Large 1

400-500 lbs.	182.00-209.00
500-600 lbs.	175.00-201.50
600-700 lbs.	166.00-186.50
700-800 lbs.	162.00-179.25
800-900 lbs.	140.00-163.75

SLAUGHTER BULLS: Yield Grade 1-2 1320-2200 lbs 83.00-99.00, low dressing 62.50-91.50.

SLAUGHTER COWS: Breaking and Boning, (70-85% lean) 53.00-76.50; high dressing 61.00-85.50. Lean (85-90%) 49.00-68.00

BRED COWS: Scarce

COW & CALF PAIRS: Medium and Large 1-2 2-8 yrs 1050-1250 lbs 150-300 lbs calves 1000.00-1400.00 per pair

SOUTHEAST MISSOURI WEEKLY SUMMARY

(Jackson and Farmington) (week ending 11/18/22)

Receipts: 1745 Week ago: 1864 Year ago: 2312

Compared to last week, steers and heifers steady to 10.00 higher. Slaughter cows steady. Slaughter bulls 1.00 higher.

FEEDER STEERS:
Medium and Large 1

300-400 lbs.	170.00-210.00
400-500 lbs.	177.00-202.00
500-600 lbs.	170.00-192.00
600-700 lbs.	149.00-179.00
700-800 lbs.	141.00-167.50
850-900 lbs.	137.00-145.00

FEEDER HEIFERS:
Medium and Large 1

300-400 lbs.	157.00-175.00
400-500 lbs.	145.00-170.00
500-600 lbs.	140.00-167.00
600-700 lbs.	140.00-167.00
700-750 lbs.	132.00-161.00
800-850 lbs.	126.00-136.00

SLAUGHTER BULLS: Yield Grade 1-2 1200-2260 lbs. 67.00-85.00, high dressing 90.00-105.00

SLAUGHTER COWS: Breaking and Boning (75-85% lean) 52.00-67.00; high dressing 67.00-79.00. Lean (85-90% lean) 44.00-57.00

BRED COWS: Medium and Large 2 few 2-8 yrs 1145-1225 lbs 2nd to 3rd stage 900.00-1000.00 per head

COW & CALF PAIRS: Medium and Large 2 2-8 yrs 1000-1400 lbs with baby to 300 lb calves 985.00-1425.00 per pair

EAST CENTRAL MISSOURI WEEKLY SUMMARY

(Cuba, Vienna) (week ending 11/18/22)

Receipts: 3448 Week ago: 3773 Year ago: 3151

Compared to last week, steers under 650 lbs unevenly steady to 5.00 lower, over 650 lbs mostly steady. Heifers under 600 lbs steady to 5.00 higher, over 600 lbs steady to 2.00 lower. Slaughter cows mostly steady.

FEEDER STEERS:
Medium and Large 1

400-500 lbs.	195.00-210.00
500-600 lbs.	183.00-197.50
600-700 lbs.	172.00-191.00
700-750 lbs.	168.00-169.50
800-900 lbs.	156.50-168.50

FEEDER HEIFERS:
Medium and Large 1

400-500 lbs.	167.00-185.00
500-600 lbs.	160.00-179.00
600-700 lbs.	160.00-168.00
700-750 lbs.	155.00-166.50

SLAUGHTER BULLS: Yield Grade 1-2 1010-2060 lbs 88.50-97.00; high dressing 97.00-102.50; low dressing 63.00-86.00

SLAUGHTER COWS: Breaking and Boning, (70-85% lean) 63.00-74.00; high dressing 70.00-78.50; low dressing 58.00-65.50. Lean (85-90%) 54.00-64.00

BRED COWS: Medium and Large 1-2 2-8 yrs 1120-1370 lbs 2nd to 3rd stage 1050.00-1240.00 per head

COW & CALF PAIRS: Medium and Large 1-2 2-8 yrs 1100-1400 lbs with baby to 300 lb calves 1060.00-1350.00 per pair

NORTHWEST MISSOURI WEEKLY SUMMARY

(Tina)

Receipts: 1960 Two weeks ago: 1664

Compared to two weeks ago, steer calves 2.00-4.00 lower, yearlings 2.00-4.00 higher, heifers sold 8.00-10.00 lower on a much lighter supply. Slaughter cows sold 2.00-4.00 lower. Tina also held their monthly special cow sale this week.

FEEDER STEERS:
Medium and Large 1

400-500 lbs.	201.00-226.00
500-600 lbs.	185.00-200.50
600-700 lbs.	170.00-190.00
700-800 lbs.	169.00-182.50
Load 866 lbs.	170.00

FEEDER HEIFERS:
Medium and Large 1

400-500 lbs.	166.00-175.50
500-600 lbs.	152.00-175.50
600-700 lbs.	155.00-177.25
700-800 lbs.	144.00-156.00

SLAUGHTER BULLS: Yield Grade 1-2 few 1350-2000 lbs 85.00-93.00, low dressing 63.50-77.00

SLAUGHTER COWS: Breaking and Boning, (70-85% lean) 52.00-72.50; high dressing 66.50-83.00. Lean (85-90%) 43.50-53.00

BRED COWS: Medium and Large 1 2-8 yrs 1050-1475 lbs. 2nd and 3rd stage 1600.00-1875.00 per head

COW & CALF PAIRS: Medium and Large 1 pkg 2-4 yrs 990 lbs baby to 150 lb calves 2600.00, 2-8 yrs 1250-1300 lbs 1700.00-1950.00 per pair

AFTERNOON NATIONAL SLAUGHTER CATTLE REVIEW 11/25/22

Thus far for Friday negotiated cash trade has been limited on light demand in all major feeding regions. The last reported trade in any region was on Wednesday. In the Texas Panhandle, live purchases traded from 154.00-155.00. In Kansas live purchases traded at 155.00. In Nebraska live and dressed purchases traded from 157.00-158.00 and at 245.00, respectively. In the Western Cornbelt live and dressed purchases traded at 157.00 and at 245.00, respectively.

Negotiated Cash Sales:					
Confirmed:	860	Week Ago:	4,015	Year Ago:	4,247
Week to date:	94,373	Week Ago:	86,588	Year Ago:	108,069

Live Basis	Steers	Heifers
Over 80% Choice	-	-
65-80% Choice	152.00-152.00 avg 152.00	-
35-65% Choice	-	-
0-35% Choice	-	-
Total All Grades	152.00-152.00 avg 152.00	-
Dressed Basis		
Over 80% Choice	244.00-244.00 avg 244.00	-
65-80% Choice	-	-
35-65% Choice	-	-
0-35% Choice	-	-
Total All Grades	244.00-244.00 avg 244.00	-

WEEKLY COMMODITY FUTURES TRENDS

Compared to last week, Live Cattle nearby unch to 0.73 lower, distant 0.30 to 0.45 higher, Lean Hogs 0.45 to 1.05 lower, Feeder Cattle 0.57 to 2.47 lower.

Daily Futures Closes

	Mon.	Tues.	Wed.	Thu.	Fri.
Cattle					
Dec	153.55	153.80	153.35	Holiday	153.07
Feb	156.72	156.42	155.42		155.12
Apr	160.12	159.90	159.12		158.97
Jun	156.17	156.02	155.60		155.42
Aug	156.17	156.05	155.57		155.45
Lean Hogs					
Dec	83.80	84.25	83.95	Holiday	83.77
Feb	90.15	90.07	88.80		88.50
Apr	95.47	95.55	84.60		94.02
May	99.85	99.85	98.95		98.62
Jun	106.50	106.70	105.85		105.40
Fdr Cat					
Jan	182.62	181.67	179.25	Holiday	178.30
Mar	185.10	184.57	782.35		181.55
Apr	188.05	187.92	786.05		185.12
May	190.55	190.70	189.10		188.15
Aug	201.25	201.00	199.67		198.92
Milk					
Nov	21.02	21.03	21.04	Holiday	Holiday
Dec	21.25	21.00	20.31		
Jan	20.53	20.44	20.06		

WEEKLY COMMODITY GRAIN FUTURES TRENDS

Compared to last week, Soybeans 0.08 to 0.11 higher, Wheat 0.22 to 0.27 lower, Corn 0.01 lower to 0.02 higher, KC Wheat 0.12 to 0.19 lower, Soybean Meal Dec 1.60 lower, other 0.20 to 2.80 higher.

Daily Grain Futures Closes

	Mon.	Tues.	Wed.	Thu.	Fri.
Soybeans					
Jan	1436 3/4	1429 3/4	1436	Holiday	1436 1/4
Mar	1441 3/4	1436 1/2	1442		1442 1/4
May	1448	1443 1/4	1148 3/4		1449 3/4
Jul	1450 3/4	1446	1451		1453
Aug	1433 3/4	1430 3/4	1434 1/4		1435 1/2
Wheat					
Dec	799 1/4	791 1/2	793 1/2	Holiday	775 1/2
Mar	818 1/4	810 1/2	813 1/2		797
May	827 1/2	820	823 1/4		807 3/4
Jul	831	822 1/2	825 3/4		811 3/4
Sep	836 3/4	828	831 1/2		818 1/2
Corn					
Dec	659 1/2	656 3/4	663 1/4	Holiday	668
Mar	663 1/2	659 1/4	666 1/4		671 1/4
May	662 1/2	658 3/4	665 1/2		670
Jul	657 1/4	653 3/4	660		664 1/2
Sep	619 1/4	616	620 1/2		622 1/4
KC Wheat					
Dec	934 1/4	925 1/2	930 1/4	Holiday	922
Mar	922 3/4	912	916 3/4		912
May	917	905 3/4	912 1/2		904
Jul	909	896 3/4	902		893 3/4
Sep	908	895 3/4	900 1/4		892
SB Meal					
Dec	411.40	408.60	409.70	Holiday	408.80
Jan	408.00	405.00	407.40		406.30
Mar	404.00	401.60	404.00		404.20
May	401.10	398.40	400.90		401.70
Jul	400.40	397.30	399.80		400.60

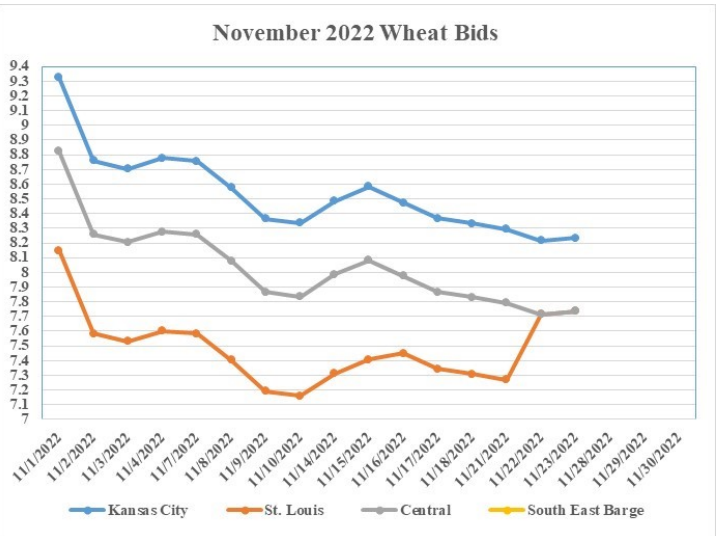
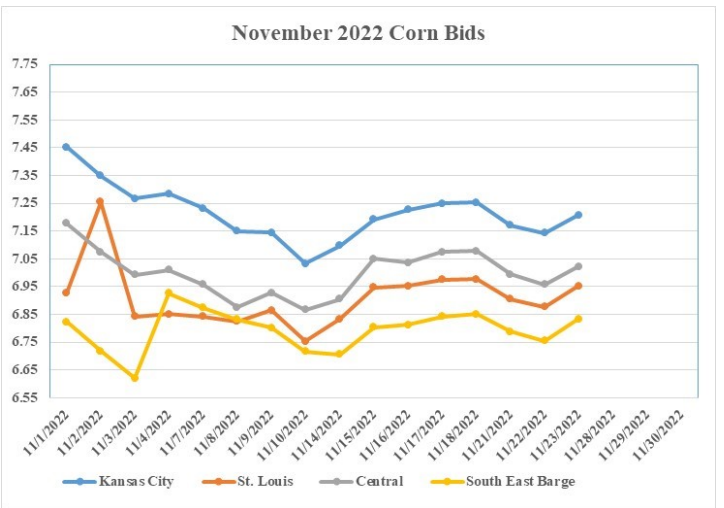
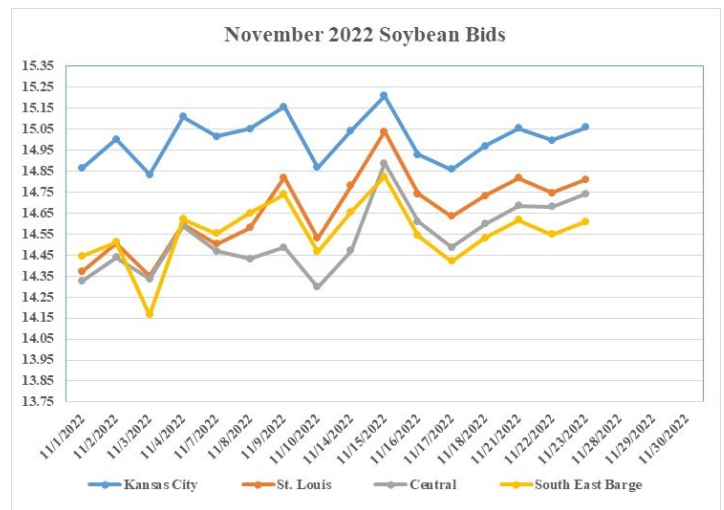
MISSOURI GRAIN WEEKLY TRENDS

Compared to last week, Soybeans 0.08 to 0.13 higher, Wheat 0.10 lower to 0.95 higher, Corn unchanged to 0.04 lower, Sorghum 0.04 lower.

Area	#1 Soybeans	#2 Soft Wheat	#2 Corn	#2 Grain Sorghum
Kansas City				
Friday**	14.78-15.03	8.33	7.17-7.32	6.72
Monday	14.86-15.11	8.29	7.09-7.24	6.64
Tuesday	14.79-15.09	8.21	7.06-7.21	6.61
Wednesday	14.86-15.16	8.23	7.13-7.18	6.68
Thursday	Holiday	Holiday	Holiday	Holiday
Friday	Holiday	Holiday	Holiday	Holiday
St. Louis				
Friday**	14.73	6.48-8.13	6.95-6.99	6.57
Monday	14.81	6.44-8.09	6.89-6.91	6.49
Tuesday	14.74	7.41-8.01	6.86-6.88	6.46
Wednesday	14.81	7.43-8.03	6.95	6.53
Thursday	Holiday	Holiday	Holiday	Holiday
Friday	Holiday	Holiday	Holiday	Holiday
Central				
Friday**	14.53-14.63	7.83	7.07	—
Monday	14.61-14.71	7.79	6.99	—
Tuesday	14.64-14.74	7.71	6.93-6.96	—
Wednesday	14.71-14.81	7.73	7.00-7.03	—
Thursday	Holiday	Holiday	Holiday	—
Friday	Holiday	Holiday	Holiday	—
S.E. MO				
Friday**	14.28-14.63	—	6.81-6.87	—
Monday	14.36-14.71	—	6.77-6.79	—
Tuesday	14.29-14.64	—	6.72-6.76	—
Wednesday	14.36-14.71	—	6.83	—
Thursday	Holiday	—	Holiday	—
Friday	Holiday	—	Holiday	—

(PRICES PER BUSHEL) *NEW CROP **PREVIOUS WEEK'S PRICES
*Bids calculated using Kansas City, St. Louis, and St. Joseph bids

MONTHLY GRAIN CROP



*Axis value ranges may be updated to reflect data points.

WHOLESALE FEEDSTUFFS PRICES 11/25/22
(DOLLARS PER TON-BULK BASIS)

Area	Soybean Hulls - Pellets	Soybean Meal 46.5-48%	Corn Gluten Pellets 21%	Wheat Middlings
Kansas City	300.00	407.80	306.50	285.00
St. Louis	N/A	N/A	290.00	230.00

LIVESTOCK SLAUGHTER

Commercial Red Meat Production Up Slightly from Last Year

October 2021 contained 21 weekdays (including 1 holiday) and 5 Saturdays.

October 2022 contained 21 weekdays (including 1 holiday) and 5 Saturdays.

Commercial red meat production for the United States totaled 4.76 billion pounds in October, up slightly from the 4.75 billion pounds produced in October 2021.

Beef production, at 2.40 billion pounds, was 2 percent above the previous year. Cattle slaughter totaled 2.90 million head, up 2 percent from October 2021. The average live weight was down 1 pound from the previous year, at 1,375 pounds.

Veal production totaled 4.5 million pounds, 1 percent below October a year ago. Calf slaughter totaled 30,400 head, down 14 percent from October 2021. The average live weight was up 34 pounds from last year, at 259 pounds.

Pork production totaled 2.34 billion pounds, down 1 percent from the previous year. Hog slaughter totaled 10.9 million head, down 1 percent from October 2021. The average live weight was unchanged from the previous year, at 288 pounds.

Lamb and mutton production, at 10.4 million pounds, was down 9 percent from October 2021. Sheep slaughter totaled 169,100 head, 10 percent below last year. The average live weight was 122 pounds, up 1 pound from October a year ago.

January to October 2022 commercial red meat production was 46.2 billion pounds, down slightly from 2021. Accumulated beef production was up 2 percent from last year, veal was up 3 percent, pork was down 2 percent from last year, and lamb and mutton production was down 5 percent.

MISSOURI WEEKLY HAY SUMMARY 11/17/2022

Record high temperatures from last week were, as predicted, replaced by winter. Temperatures more in line with January, rather than early November settled across the state. The first snow of the year fell for most of the state with some areas receiving two rounds of the white stuff. Three or four inches in a few areas had several farmers rolling out the first hay of the year. There are many however, that have been feeding at least some for a while due to drought, that prevented any stockpiling of fall forages. Hay supplies are light to moderate. There is still at this time adequate amounts of hay that can be found and bought, although price levels are tough to swallow, even as they still unlikely cover the cost of what production cost this year. Demand for hay and hay movement is moderate. Hay prices are fully steady to slightly firm. The Missouri Department of Agriculture has a hay directory visit <http://mda.mo.gov/abd/haydirectory/> for listings of hay <http://agebb.missouri.edu/haylst/>

Alfalfa - Supreme 250.00-300.00, small square 10.00-15.00 per bale
Alfalfa - Premium 180.00-250.00
Alfalfa - Good 150.00-180.00, small square 5.00-9.00 per bale
Alfalfa - Fair 125.00-150.00
Alfalfa/grass mix - Good/Premium small square 5.00-9.00 per bale
Mixed grass - Good/Premium 125.00-175.00
Mixed grass - Fair/Good 100.00-150.00, small square 5.00-8.00 per bale
Mixed grass - Fair 50.00-85.00 per large round bale
Wheat straw - 4.00-7.00 per small square bale

Please Note: The above volumes (tonnage, acres, and bales) listed on this USDA LPGMN report are for confirmed trades only, it does not include estimated volume (tonnage) for bids or offers to the trade.

The current hay directory can be found at:

<https://apps.mda.mo.gov/HayDirectory>.

List your hay for sale at:

<https://agmarketnews.mo.gov/hay-directory/hay-listing-online-form#no-back>

MISSOURI WEEKLY SHEEP/GOAT AUCTION SUMMARY

11/26/2022

Receipts: 3089 Week Ago: 1111 Last Year: 1910

SHEEP: Feeder Lambs: hair Small and Medium 1-2 pkg 25 lbs replacement 410.00; 35-40 lbs 327.50-355.00; 40-50 lbs 275.00-330.00. Slaughter Lambs hair Choice and Prime 1-3 50-60 lbs 290.00-357.50; 60-70 lbs 275.00-342.50; 70-80 lbs 230.00-255.00; 80-90 lbs 200.00-215.00. Choice 1-3 50-60 lbs 270.00-300.00; 60-80 lbs 200.00-270.00; 80-90 lbs 172.50-195.00; 100-120 lbs 125.00-162.50. Good 1-2 100-110 lbs 95.00-140.00. Ewes Good 2-3 89-105 lbs 137.50-165.00. Utility and Good 1-3 100-170 lbs 100.00-140.00. Utility and Good 1-3 per head 100-120 lbs 115.00-140.00. Cull and Utility 1-2 111-132 lbs 100.00-110.00. Bucks hair 165 lbs 105.00. Replacement Sheep: (all per head) Ewes hair less than a year open or exposed 66-110 lbs 150.00-185.00; due in spring 80-95 lbs 200.00-225.00; 1-2 yrs 85-95 lbs open or exposed 170.00-230.00; due in winter 95-125 lbs 230.00-270.00; 2-4 yrs 95-140 lbs due in winter 150.00-245.00. Bucks less than a year 105-130 lbs 300.00-500.00.

Goats: Feeder Kids Selection 1 32 lbs 410.00. Selection 2 25-45 lbs 250.00-335.00. Slaughter Kids: Selection 1 50-75 lbs 295.00-370.00. Selection 2 50-80 lbs 250.00-300.00. Selection 3 77 lbs 200.00. Nannies Selection 1-2 80-125 lbs 105.00-155.00. Selection 1-2 per head 80-100 lbs 155.00-210.00. Bucks selection 1-2 110 lbs 220.00. Replacement Goats (all per head) Nannies Selection 1-2 less than a year open or exposed 59-87 lbs 185.00-310.00. 1-2 years exposed 87-97 lbs 235.00-300.00.

Explanatory Notes: Stage - Represents estimated lambing/kidding period (Open, Exp=exposed, Bred, Fall = Sep-Nov, Win = Dec-Feb, Spr = Mar-May, Sum=Jun-Aug; w/s = woolled and shorn; /hd= per head; All price CWT unless otherwise noted.

MISSOURI DROUGHT MONITOR 11/23/2022

Date	None	D0	D1	D2	D3	D4
11/22/22	12.14	87.86	50.96	16.61	2.77	0.00
11/15/22	13.41	86.59	49.68	16.40	2.77	0.00
11/23/21	85.97	14.03	0.53	0.00	0.00	0.00

Reflects percentage of Missouri impacted by drought.
D0 Abnormally Dry; D1 Moderate Drought; D2 Severe Drought; D3 Extreme Drought; D4 Exceptional Drought

NATIONAL DIRECT DELIVERED FEEDER PIG REPORT

11/25/22 Receipts: 98,153 Week ago: 80,348 Year Ago: 70,971

Early weaned pigs 10-12 lbs. basis:
Formula 47,709 head 39.93-54.00, weighted average 48.72
Cash 40,429 head 35.00-52.00, weighted average 43.39
Feeder pigs 40 pounds basis: Cash 16,015 head 53.00-77.00, weighted average 62.04

NATIONAL DAILY DIRECT PRIOR DAY HOG REPORTS FOR 11/25/22

BARROWS AND GILTS (Carcass Basis): 8,473 head
Base Carcass Price 78.50-87.50, weighted average 84.67

SOWS (Live Basis): 4,822 head
300-500 lbs. 44.68-69.25
Over 500 lbs. 45.66-71.50

MISSOURI WEEKLY DIRECT SLAUGHTER CATTLE REPORT 11/25/22

Weekly Receipts: 320 Week ago: 160 Year ago: 320
Trading as of Wednesday morning: light to moderate with flat dressed sales 2.00 higher. Grid dressed sales 3.00 higher. Live sales had no recent test but sold with a higher undertone.

LIVE STEERS & HEIFERS: 2 loads Wed 155.00 FOB
DRESSED STEERS & HEIFERS: 3 loads Wed 244.00 flat

GRADE AND WEIGHT (Grid): 3 loads Wed 255.00

Click here for the current [National Crop Progress](#)
Click here for the current [Missouri Crop Progress](#)