

# Weekly Market Summary

Published by:  
**Missouri Department of Agriculture**  
**Ag Business Development Division**  
**Market News Program**



Chris Chinn, Director  
 Jill Wood, Division Director  
 Tony Hancock, Editor  
<http://www.ams.usda.gov/marketnews.htm>  
<http://www.ams.usda.gov/marketnews.htm>

Michael L. Parson, Governor

Volume XLII, Number 49 ♦ P.O. Box 630, Jefferson City, MO 65102 ♦ (573) 751-4211 ♦ Monday, December 12, 2022

## MISSOURI WEEKLY FEEDER CATTLE WEIGHTED AVERAGE REPORT

Receipts: 44,487 Week ago: 49,343 Year ago: 38,311  
 Steers and Heifers Medium and Large 1—Weighted average weights and prices

### STEERS: Medium and Large 1

|                 |                 |                 |                 |
|-----------------|-----------------|-----------------|-----------------|
| 279 lbs. 219.70 | 476 lbs. 217.61 | 670 lbs. 179.83 | 865 lbs. 181.43 |
| 330 lbs. 218.52 | 525 lbs. 204.73 | 720 lbs. 179.30 | 904 lbs. 170.20 |
| 378 lbs. 225.40 | 572 lbs. 195.60 | 776 lbs. 179.96 |                 |
| 427 lbs. 225.41 | 625 lbs. 185.99 | 830 lbs. 176.71 |                 |

### HEIFERS: Medium and Large 1

|                 |                 |                 |                 |
|-----------------|-----------------|-----------------|-----------------|
| 330 lbs. 188.33 | 526 lbs. 175.55 | 721 lbs. 167.51 | 930 lbs. 153.00 |
| 382 lbs. 191.01 | 575 lbs. 172.68 | 774 lbs. 165.69 |                 |
| 427 lbs. 181.79 | 624 lbs. 168.18 | 813 lbs. 163.34 |                 |
| 475 lbs. 180.82 | 674 lbs. 172.17 | 884 lbs. 145.27 |                 |

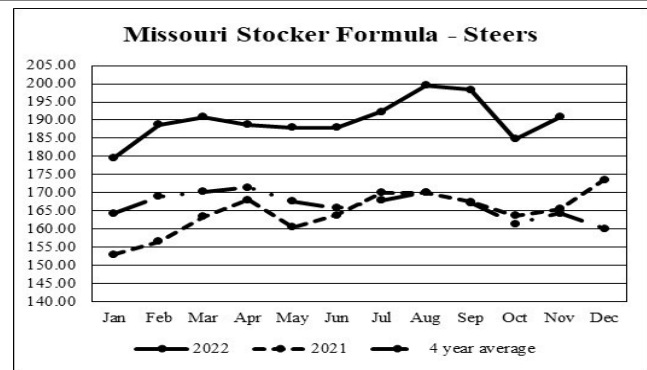
### Missouri Steer (Heifer) Stocker Formula for 12/12/2022

Monday's Missouri Stocker Formula consists of **10,956 (10,211)** head with a weighted average weight of **548.24 (532.42)** lbs. and a price value of **193.48 (169.60)**, 1.85 higher (0.09 higher) than last Monday.

This a rolling seven day calculated weighted value which combines all Feeder Steers reported by MDA/USDA Market News Service weighing from 400-649 lbs. in the Medium and Large 1 and Medium and Large 1-2 frame and muscle classifications, including all comment cattle except Brahman X. Heifer values are in parentheses.

### Missouri Weekly Cattle Auction Summary 12/12/2022

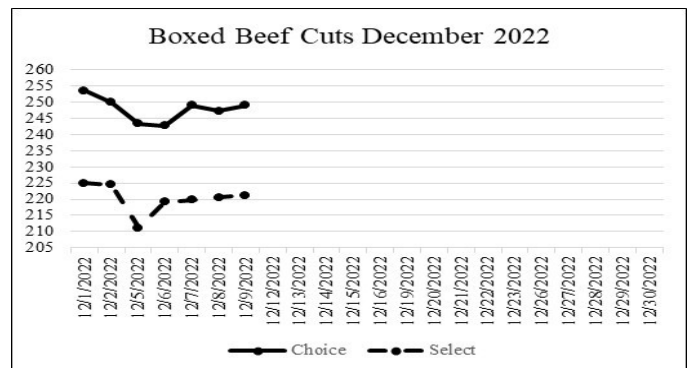
Compared to the last week, steers sold steady to 5.00 higher with the lighter weights seeing most of the advance, heifers sold unevenly steady. The supply of feeders was heavy once again this week, although not all markets held sales making total offerings a bit smaller. Demand was moderate to good. Aside from a few loads or larger drafts of high quality cattle in the heart of the auction generally barns are seeing mostly smaller consignments of cattle many of which are less attractive overall than what the typical offering consist of. That isn't unusual for this time of year however as most all of average to larger producers have already finished their marketing for the year and if they have any cattle left are holding them now until after the holidays. A few drafts that stuck out this week included one at Joplin Regional Stockyards consisting of 294 head of commercial type 858 lb. steers which sold at 187.25. Unionville Livestock Market had 99 head of 519 lb. steers which sold for 220.50. Green City Livestock Market sold 50 head of light weights 420 lb. steers at 241.00. Boxed beef cutouts were extremely volatile this week and once all was said and done closed lower. Choice was down 1.00 and closed at 248.93, select closed down 3.30 at 221.26. Negotiated feedlot sales as of Friday afternoon was only about 50K head although more trade likely took place later in the day but won't show up until the recap Monday. Live sales were reported mostly from 153.00-157.00, dressed sales mostly at 247.00. The Missouri Stocker Formula consist of 10,956 head with a weighted average weight of 548.24 lbs. and a price value of 193.48, up 1.85 from last week. The steer/heifer spread is 23.88.



\*Graph is updated the first Monday of each month.

### NATIONAL BOXED BEEF CUTOUT/BOXED BEEF CUTS

| <u>DATE</u>                 | <u>CHOICE</u> | <u>SELECT</u> | <u>TOTAL LOADS</u> |
|-----------------------------|---------------|---------------|--------------------|
| 12/05                       | 243.31        | 211.11        | 132                |
| 12/06                       | 242.65        | 219.14        | 147                |
| 12/07                       | 248.96        | 219.77        | 174                |
| 12/08                       | 247.28        | 220.55        | 146                |
| 12/09                       | 248.93        | 221.26        | 98                 |
| <b>5 Day Simple Average</b> | 246.23        | 218.37        |                    |



\*Axis value ranges may be updated to reflect data points.

### WEEKLY LIVESTOCK SLAUGHTER 12/10/22

|               | <u>CATTLE</u> | <u>HOGS</u> | <u>SHEEP</u> |
|---------------|---------------|-------------|--------------|
| Week to Date: | 652,000       | 2,572,000   | 35,000       |
| Last Week:    | 663,000       | 2,590,000   | 37,000       |
| Last Year:    | 682,000       | 2,656,000   | 41,000       |

The Weekly Market Summary, as well as historical summaries, are available on our website <https://agmarketnews.mo.gov/summaries>  
 Market News Hotline: 1-573-522-9244

**SOUTHWEST MISSOURI WEEKLY SUMMARY**

(Joplin and Springfield)

Receipts: 15,069 Week ago: 20,051 Year ago: 14,108  
Compared to last week, steers and heifers mostly steady to 5.00 higher, some yearling steers late week steady to 2.00 lower. Slaughters cows mostly 2.00 to 3.00 lower. Slaughter bulls steady to 3.00 lower.

**FEEDER STEERS:**  
Medium and Large 1

Table with 2 columns: Weight range and Price range. Rows include 300-400 lbs., 400-500 lbs., 500-600 lbs., 600-700 lbs., 700-800 lbs., 800-900 lbs., and 900-950 lbs.

**FEEDER HEIFERS:**  
Medium and Large 1

Table with 2 columns: Weight range and Price range. Rows include 300-400 lbs., 400-500 lbs., 500-600 lbs., 600-700 lbs., 700-800 lbs., 800-900 lbs., and 11 hd 930 lbs.

**FEEDER HOLSTEIN STEERS**  
Large 3

Table with 2 columns: Weight and Price. Rows include 10 hd 655 lbs. and 15 hd 769 lbs.

**SLAUGHTER COWS:** Breaking and Boning (70-85% lean) 56.00-73.50, high dressing 56.00-82.00; low dressing 41.00-63.50. Lean (85-90%) 47.00-63.00

**SLAUGHTER BULLS:** Yield Grade 1-2 1230-2480 lbs. 83.00-96.50; high dressing 97.00-106.00; low dressing 73.00-87.00

**BRED COWS:** Medium and Large 1 2-8 yrs pkg 1340 lbs 2nd to 3rd stage 1400.00. Medium and Large 1-2 2-8 yrs 840-1440 lbs 2nd to 3rd stage 825.00-1225.00, 1st stage 800.00-900.00; over 8 yrs 958-1223 lbs 2nd to 3rd stage 825.00-975.00 per head

**COW & CALF PAIRS:** Medium and Large 1-2 2-8 yrs 1125-1385 lbs some rebred 1st stage with 150-300 lb calves 1025.00-1325.00 per pair

**BRED HEIFERS:** Medium and Large 1-2 848-963 lbs 2nd to 3rd stage 750.00-975.00 per head

**SOUTH CENTRAL MISSOURI WEEKLY SUMMARY**

(West Plains, Phillipsburg)

Receipts: 7293 Week ago: 10,630 Year Ago: 7488  
Compared to last week, steers steady to 4.00 lower and heifers steady, spots 3.00 higher. Slaughter cows steady to 3.00 lower.

**FEEDER STEERS:**  
Medium and Large 1

Table with 2 columns: Weight range and Price range. Rows include 300-400 lbs., 400-500 lbs., 500-600 lbs., 600-700 lbs., 700-800 lbs., 800-900 lbs., and 59 hd 900 lbs.

**FEEDER HEIFERS:**  
Medium and Large 1

Table with 2 columns: Weight range and Price range. Rows include 300-400 lbs., 400-500 lbs., 500-600 lbs., 600-700 lbs., and 700-800 lbs.

**FEEDER HOLSTEIN STEERS**  
Large 3

Scarce

**SLAUGHTER COWS:** Breaking and Boning (70-85% lean) 55.50-73.00, high dressing 69.00-84.00; low dressing 46.00-64.00. Lean (85-90%) 47.50-63.00

**SLAUGHTER BULLS:** Yield Grade 1-2 1205-2180 lbs. 84.50-100.00; high dressing 95.00-114.00; low dressing 65.00-86.00

**BRED COWS:** Medium and Large 1 2-8 yrs 1268-1269 lbs 3rd stage 1900.00-2000.00. Medium and Large 1-2 2-8 yrs 925-1530 lbs 2nd to 3rd stage 800.00-1575.00, 45 hd 3rd stage 1550.00-1650.00, 1st stage 860.00-1175.00 per head  
**BRED HEIFERS:** Medium and Large 1 9 hd 1082 lbs 3rd stage 1525.00. Medium and Large 1-2 758-1140 lbs 1st to 3rd stage 875.00-1175.00 per head

**COW & CALF PAIRS:** Medium and Large 1 2-8 yrs 1132-1200 lbs with 150-300 lb calves 1750.00-1800.00. Medium and Large 1-2 2-8 yrs 1250-1335 lbs couple rebred 1st stage with baby to 300 lb calves 1500.00-1575.00; over 8 yrs 1291-1375 lbs fw with 150-300 lb calves 1250.00-1325.00 per pair

**WEST CENTRAL MISSOURI WEEKLY SUMMARY**

(Kingsville, Windsor, Butler)

Receipts: 8733 Week ago: 8622 Year ago: 9362  
Compared to last week, steers and heifers unevenly steady. Slaughter cows 2.00 to 5.00 lower.

**FEEDER STEERS:**  
Medium and Large 1

Table with 2 columns: Weight range and Price range. Rows include 400-500 lbs., 500-600 lbs., 600-700 lbs., 700-800 lbs., 800-900 lbs., and 900-950 lbs.

**FEEDER HEIFERS:**  
Medium and Large 1

Table with 2 columns: Weight range and Price range. Rows include 400-500 lbs., 500-600 lbs., 600-700 lbs., 700-800 lbs., and Pkg 886 lbs.

**SLAUGHTER BULLS:** Yield Grade 1-2 1165-2130 lbs 88.00-100.00; high dressing 103.00-104.00; low dressing 78.00-84.00

**SLAUGHTER COWS:** Breaking and Boning (70-85% lean) 54.50-70.00, high dressing 64.50-74.00; low dressing 46.00-59.00. Lean (85-90%) 47.00-57.50

**BRED COWS:** Scarce

**COW & CALF PAIRS:** Scarce

**NORTHEAST MISSOURI WEEKLY SUMMARY**

(Bowling Green, Kingdom City, Palmyra)

Receipts: 6282 Week ago: 7612 Year ago: 6336  
Compared to last week, steers 400-650 lbs mostly 5.00 to 10.00 higher, over 650 lbs steady to firm. Heifers 400-600 lbs 5.00 to 8.00 higher, over 600 lbs firm to higher undertone on a light test. Slaughter cows steady to firm.

**FEEDER STEERS:**  
Medium and Large 1

Table with 2 columns: Weight range and Price range. Rows include 350-400 lbs., 400-500 lbs., 500-600 lbs., 600-700 lbs., and 700-800 lbs.

**FEEDER HEIFERS:**  
Medium and Large 1

Table with 2 columns: Weight range and Price range. Rows include 350-400 lbs., 400-500 lbs., 500-600 lbs., 600-700 lbs., 20 hd 723 lbs., and 800-850 lbs.

**SLAUGHTER BULLS:** Yield Grade 1-2 1305-2175 lbs 90.00-100.00; high dressing 101.00-108.00; low dressing 81.00-92.00

**SLAUGHTER COWS:** Breaking and Boning, (70-85% lean) 62.00-82.00; high dressing 72.00-86.50; low dressing 54.00-69.50. Lean (85-90%) 55.00-69.00

**SLAUGHTER STEERS:** Choice and Prime 2-3 pkg 159.00. Choice 2-3 pkg 153.50. Choice 3-4 156.50-163.50. Select and Choice 1-3 147.00-150.00. Select and Choice 2-3 146.00-153.00.

**BRED COWS:** Scarce

**SLAUGHTER HEIFERS:** Choice 2-3 156.00. Choice 3-4 155.00-160.00. Select and Choice 2-3 149.00-153.50.

**COW/CALF PAIRS:** Scarce

**NORTH CENTRAL MISSOURI WEEKLY SUMMARY**

(Macon, Unionville, Green City, New Cambria)

Receipts: 4789 Week ago: 5510 Year ago: 3474  
Compared to two weeks ago, feeders very uneven from 5.00 lower to 5.00 higher. Slaughter cows mostly steady.  
\*Some sale barns on a bi-weekly schedule and may not have a sale each week.

**FEEDER STEERS:**  
Medium and Large 1

Table with 2 columns: Weight range and Price range. Rows include 400-500 lbs., 500-600 lbs., 600-700 lbs., 700-800 lbs., and 800-900 lbs.

**FEEDER HEIFERS:**  
Medium and Large 1

Table with 2 columns: Weight range and Price range. Rows include 300-400 lbs., 400-500 lbs., 500-600 lbs., and 600-650 lbs.

**SLAUGHTER BULLS:** Yield Grade 1-2 1465-2045 lbs 82.00-94.00

**SLAUGHTER COWS:** Breaking and Boning, (70-85% lean) 62.00-75.50; low dressing 55.00-62.00. Lean (85-90%) 53.50-65.00

**BRED COWS:** Medium and Large 1 2-4 yrs 1050-1475 lbs 2nd to 3rd stage 1950.00-2135.00; 2-8 yrs 1173-1415 lbs 2nd to 3rd stage 1475.00-1850.00; over 5 yrs 1342-1432 lbs 2nd to 3rd stage 1375.00-1450.00 per head

**COW & CALF PAIRS:** Medium and Large 1 2-8 yrs 1150-1500 lbs with 150-300 lb calves 1850.00-2200.00; 1200-1325 lbs with over 300 lb calves 2150.00-2475.00; over 5 yrs 1150-1500 lbs with 150 to over 300 lb calves 1375.00-1725.00 per pair

**SOUTHEAST MISSOURI WEEKLY SUMMARY**

(Jackson and Farmington)

Receipts: 2944 Week ago: 2667 Year ago: 1989  
 Compared to last week, steers and heifers 3.00 to 13.00 higher.  
 Slaughter cows 3.00 lower. Slaughter bulls steady.

**FEEDER STEERS:**  
 Medium and Large 1

|              |               |
|--------------|---------------|
| 300-400 lbs. | 181.00-215.00 |
| 400-500 lbs. | 169.00-207.00 |
| 500-600 lbs. | 161.00-194.00 |
| 600-700 lbs. | 160.00-189.00 |
| 700-800 lbs. | 150.00-185.00 |
| 800-900 lbs. | 150.00-168.50 |

**FEEDER HEIFERS:**  
 Medium and Large 1

|              |               |
|--------------|---------------|
| 300-400 lbs. | 160.00-185.00 |
| 400-500 lbs. | 150.00-174.00 |
| 500-600 lbs. | 155.00-180.00 |
| 600-700 lbs. | 145.00-175.00 |
| 700-800 lbs. | 145.00-162.50 |

**SLAUGHTER BULLS:** Yield  
 Grade 1-2 1175-2355 lbs. 70.00-92.00, high dressing 92.00-103.50; low dressing couple 60.00.

**SLAUGHTER COWS:** Breaking and Boning (75-85% lean) 50.00-62.00; high dressing 60.00-72.00; low dressing 40.00-50.00. Lean (85-90% lean) 40.00-51.00

**BRED COWS:** Medium and Large 2 2-8 yrs 1005-1210 lbs 2nd stage 665.00-1025.00 per head

**COW & CALF PAIRS:** Scarce

**EAST CENTRAL MISSOURI WEEKLY SUMMARY**

(Cuba, Vienna)

Receipts: 4892 Week ago: 3814 Year ago: 3914  
 Compared to last week, steers steady to 10.00 higher, greatest advance under 500 lbs. Feeder heifers steady to 3.00 higher. Slaughter cows steady to 1.00 lower.

**FEEDER STEERS:**  
 Medium and Large 1

|              |               |
|--------------|---------------|
| 300-400 lbs. | 220.00-235.00 |
| 400-500 lbs. | 199.00-232.00 |
| 500-600 lbs. | 180.00-206.00 |
| 600-700 lbs. | 169.00-193.00 |
| 700-800 lbs. | 165.50-185.00 |
| 800-850 lbs. | 164.50-165.00 |

**FEEDER HEIFERS:**  
 Medium and Large 1

|              |               |
|--------------|---------------|
| 300-400 lbs. | 182.50-194.00 |
| 400-500 lbs. | 167.00-188.00 |
| 500-600 lbs. | 158.00-181.50 |
| 600-700 lbs. | 154.25-167.50 |
| 700-800 lbs. | 144.00-158.00 |
| Pkg 805 lbs. | 141.25        |

**SLAUGHTER BULLS:** Yield  
 Grade 1-2 1290-2215 lbs 86.00-98.50, low dressing 60.00-84.00

**SLAUGHTER COWS:** Breaking and Boning, (70-85% lean) 65.00-73.50; high dressing 71.50-75.00; low dressing 59.00-64.00. Lean (85-90%) 54.00-62.00

**BRED COWS:** Medium and Large 1-2 5-8 yrs 845-1220 lbs 2nd to 3rd stage 920.00-1100.00 per head

**COW & CALF PAIRS:** Scarce

**NORTHWEST MISSOURI WEEKLY SUMMARY**

(Tina) (w/e 12/09/22)

Receipts: 2604 Two weeks ago: 1960  
 Compared to two weeks ago, calves under 600 lbs. sold 10.00-15.00 higher, feeders over 600 lbs. sold mostly 5.00 higher on limited comparisons.

**FEEDER STEERS:**  
 Medium and Large 1

|                |               |
|----------------|---------------|
| 400-500 lbs.   | 210.00-227.00 |
| 500-600 lbs.   | 195.00-214.00 |
| 600-700 lbs.   | 180.00-202.00 |
| 700-800 lbs.   | 172.00-183.00 |
| 26 hd 859 lbs. | 175.00        |

**FEEDER HEIFERS:**  
 Medium and Large 1

|              |               |
|--------------|---------------|
| 400-500 lbs. | 179.00-191.00 |
| 500-600 lbs. | 163.50-175.00 |
| 600-700 lbs. | 150.00-165.00 |
| 700-800 lbs. | 153.00-158.00 |

**SLAUGHTER BULLS:** Yield  
 Grade 1-2 few 1125-1745 lbs 93.50, low dressing 77.50-86.00

**SLAUGHTER COWS:** Breaking and Boning, (70-85% lean) 56.00-73.00; high dressing 73.00-77.50. Lean (85-90%) 50.00-61.50

**BRED COWS:** Scarce

**COW & CALF PAIRS:** Scarce

**AFTERNOON NATIONAL SLAUGHTER CATTLE REVIEW 12/09/22**

Thus far Friday negotiated cash trade was light to moderate on moderate demand in the Southern Plains. In the Texas Panhandle live purchases have traded steady to 2.00 lower this week from 153.00-155.00. In Kansas compared to last week live purchases have traded steady to 1.00 higher from 155.00-156.00. Trade was light on moderate demand in Colorado with live purchases steady compared to last week at 157.00. In Nebraska and the Western Cornbelt trade was light on light to moderate demand. Not enough purchases for an adequate market test. In Nebraska on Wednesday live purchases traded at 156.00 with dressed purchases at 247.00. The latest established market in the Western Cornbelt was last week with live and dressed purchases from 157.00-158.00 and at 249.00, respectively.

| Negotiated Cash Sales: |        |                  |        |                  |        |
|------------------------|--------|------------------|--------|------------------|--------|
| <b>Confirmed:</b>      | 16,026 | <b>Week Ago:</b> | 8,418  | <b>Year Ago:</b> | 3,030  |
| <b>Week to date:</b>   | 49,279 | <b>Week Ago:</b> | 64,289 | <b>Year Ago:</b> | 65,030 |

| Live Basis              | Steers                    | Heifers                   |
|-------------------------|---------------------------|---------------------------|
| <b>Over 80% Choice</b>  | 154.00-157.00, avg 156.07 | 154.00-158.00, avg 155.83 |
| <b>65-80% Choice</b>    | 155.00-156.00, avg 155.38 | 155.00-156.00, avg 155.42 |
| <b>35-65% Choice</b>    | 155.00-156.00, avg 155.38 | 155.00                    |
| <b>0-35% Choice</b>     | -                         | -                         |
| <b>Total All Grades</b> | 154.00-157.00, avg 155.67 | 154.00-158.00, avg 155.64 |
| Dressed Basis           |                           |                           |
| <b>Over 80% Choice</b>  | 246.00-247.00, avg 246.83 | 246.00                    |
| <b>65-80% Choice</b>    | -                         | -                         |
| <b>35-65% Choice</b>    | -                         | -                         |
| <b>0-35% Choice</b>     | -                         | -                         |
| <b>Total All Grades</b> | 246.00-247.00, avg 246.83 | 246.00                    |

**WEEKLY COMMODITY FUTURES TRENDS**

Compared to last week, Live Cattle Live Cattle Dec 0.32 higher, others 0.20 to 0.32 lower Lean hogs Dec 0.85 lower, others 2.17 to 6.42 lower, Feeder Cattle uneven from 0.57 lower to 1.47 higher.

Daily Futures Closes

|                  | Mon.   | Tues.  | Wed.   | Thu.   | Fri.   |
|------------------|--------|--------|--------|--------|--------|
| <b>Cattle</b>    |        |        |        |        |        |
| Dec              | 153.22 | 151.55 | 151.92 | 152.42 | 153.67 |
| Feb              | 155.82 | 153.62 | 153.55 | 153.92 | 155.55 |
| Apr              | 159.57 | 157.62 | 157.62 | 158.05 | 159.35 |
| Jun              | 156.27 | 154.47 | 154.35 | 154.92 | 155.92 |
| Aug              | 156.55 | 154.87 | 154.87 | 155.42 | 156.17 |
| <b>Lean Hogs</b> |        |        |        |        |        |
| Dec              | 82.07  | 82.27  | 82.37  | 82.00  | 81.57  |
| Feb              | 90.52  | 86.92  | 86.65  | 84.70  | 84.00  |
| Apr              | 95.82  | 92.80  | 92.82  | 90.75  | 91.00  |
| May              | 99.90  | 97.60  | 98.07  | 96.00  | 96.90  |
| Jun              | 106.87 | 105.05 | 105.75 | 103.65 | 104.70 |
| <b>Fdr Cat</b>   |        |        |        |        |        |
| Jan              | 183.77 | 181.80 | 180.90 | 183.47 | 183.92 |
| Mar              | 186.37 | 184.15 | 183.25 | 185.05 | 185.10 |
| Apr              | 189.52 | 187.32 | 186.60 | 188.35 | 188.60 |
| May              | 192.25 | 190.20 | 189.70 | 191.52 | 191.92 |
| Aug              | 202.15 | 200.40 | 199.82 | 201.05 | 201.10 |
| <b>Milk</b>      |        |        |        |        |        |
| Dec              | 20.41  | 20.47  | 20.39  | 20.38  | 20.50  |
| Jan              | 19.99  | 20.04  | 19.62  | 19.23  | 19.24  |
| Feb              | 19.72  | 19.74  | 19.51  | 19.18  | 19.28  |

**WEEKLY COMMODITY GRAIN FUTURES TRENDS**

Compared to last week, Soybeans 0.33 to 0.45 higher, Wheat 0.25 to 0.32 lower, Corn 0.01 to 0.04 lower, KC Wheat 0.32 0.38 lower, Soybean Meal 40.20 to 47.20 higher.

Daily Grain Futures Closes

|                 | Mon.     | Tues.    | Wed.     | Thu.     | Fri.     |
|-----------------|----------|----------|----------|----------|----------|
| <b>Soybeans</b> |          |          |          |          |          |
| Jan             | 1437 3/4 | 1455     | 1472     | 1486 1/4 | 1483 3/4 |
| Mar             | 1445     | 1461 1/2 | 1477 1/4 | 1490 1/4 | 1488 1/4 |
| May             | 1453     | 1469     | 1484 1/4 | 1495 3/4 | 1493 1/2 |
| Jul             | 1457 3/4 | 1473 1/2 | 1489     | 1498 3/4 | 1496 1/4 |
| Aug             | 1440 3/4 | 1455 1/4 | 1470     | 14 763/4 | 1474 3/4 |
| <b>Wheat</b>    |          |          |          |          |          |
| Dec             | 715 1/2  | 705 1/2  | 727      | 724 1/4  | 712 3/4  |
| Mar             | 739      | 729      | 749 1/2  | 746 1/4  | 734 1/4  |
| May             | 750 3/4  | 736 3/4  | 759 3/4  | 756 1/4  | 744 3/4  |
| Jul             | 757      | 745 1/2  | 763 3/4  | 760      | 749 1/4  |
| Sep             | 766 1/4  | 754 1/4  | 770 1/4  | 766 1/2  | 756 1/2  |
| <b>Corn</b>     |          |          |          |          |          |
| Dec             | 628 3/4  | 625 1/2  | 627 3/4  | 632      | 634 3/4  |
| Mar             | 640 1/2  | 637 1/4  | 641 1/4  | 642 1/2  | 644      |
| May             | 642 1/4  | 639      | 642 3/4  | 644 1/4  | 645 1/4  |
| Jul             | 639 1/2  | 636      | 639 3/4  | 640 3/4  | 640 3/4  |
| Sep             | 606      | 604      | 607 1/4  | 606 3/4  | 605 3/4  |
| <b>KC Wheat</b> |          |          |          |          |          |
| Dec             | 854 3/4  | 845 3/4  | 864 1/2  | 860 1/2  | 850 3/4  |
| Mar             | 841 3/4  | 830      | 848 3/4  | 844 3/4  | 833      |
| May             | 838 1/2  | 826      | 844 1/2  | 839 3/4  | 827 1/4  |
| Jul             | 833 3/4  | 822      | 839 1/2  | 834 1/2  | 822      |
| Sep             | 836      | 824 1/4  | 841 3/4  | 836 3/4  | 824      |
| <b>SB Meal</b>  |          |          |          |          |          |
| Dec             | 432.00   | 449.20   | 462.20   | 469.30   | 471.70   |
| Jan             | 432.10   | 448.60   | 459.00   | 466.40   | 471.60   |
| Mar             | 430.50   | 445.90   | 457.00   | 462.40   | 468.60   |
| May             | 428.40   | 443.50   | 453.90   | 457.60   | 464.00   |
| Jul             | 427.00   | 441.80   | 452.20   | 454.90   | 460.20   |

**MISSOURI GRAIN WEEKLY TRENDS**

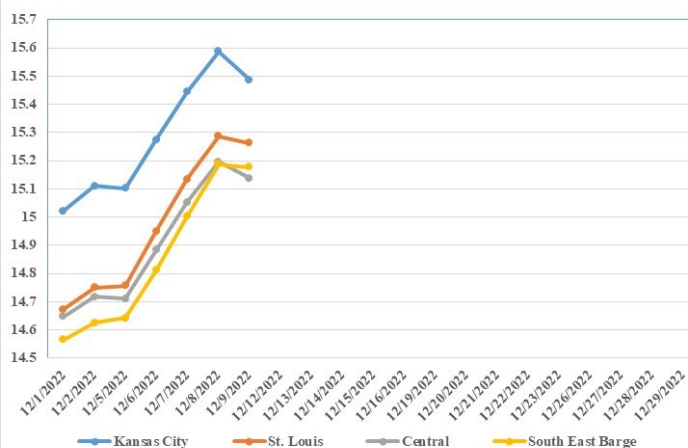
Compared to last week, Soybeans 0.26 to 0.52 higher, Wheat 0.27 lower, Corn 0.08 lower to 0.01 higher, Sorghum 0.02 lower to 0.09 higher.

| Area               | #1 Soybeans | #2 Soft Wheat | #2 Corn   | #2 Grain Sorghum |
|--------------------|-------------|---------------|-----------|------------------|
| <b>Kansas City</b> |             |               |           |                  |
| Friday**           | 14.89-15.19 | 7.81          | 6.91-7.08 | 6.40             |
| Monday             | 14.88-15.18 | 7.59          | 6.86-7.03 | 6.34             |
| Tuesday            | 15.05-15.35 | 7.49          | 6.82-6.99 | 6.30             |
| Wednesday          | 15.22-15.52 | 7.70          | 6.86-7.03 | 6.33             |
| Thursday           | 15.36-15.66 | 7.66          | 6.88-7.08 | 6.48             |
| Friday             | 15.34-15.54 | 7.54          | 6.89-7.09 | 6.49             |
| <b>St. Louis</b>   |             |               |           |                  |
| Friday**           | 14.74-14.77 | 6.96-7.47     | 6.64-6.67 | 6.10-6.51        |
| Monday             | 14.73-14.79 | 6.74-7.29     | 6.58-6.61 | 6.16-6.46        |
| Tuesday            | 14.94-14.96 | 6.64-7.19     | 6.55-6.57 | 6.12-6.42        |
| Wednesday          | 15.11-15.16 | 6.85-7.40     | 6.59-6.62 | 6.16-6.46        |
| Thursday           | 15.26-15.31 | 6.81-7.36     | 6.61-6.64 | 6.18-6.48        |
| Friday             | 15.24-15.29 | 6.69-7.24     | 6.56-6.65 | 6.19-6.49        |
| <b>Central</b>     |             |               |           |                  |
| Friday**           | 14.69-14.74 | 7.21          | 6.81      | —                |
| Monday             | 14.68-14.73 | 6.99          | 6.76      | —                |
| Tuesday            | 14.85-14.90 | 6.89          | 6.72      | —                |
| Wednesday          | 15.02-15.07 | 7.10          | 6.76      | —                |
| Thursday           | 15.16-15.21 | 7.06          | 6.78      | —                |
| Friday             | 15.09-15.19 | 6.94          | 6.79      | —                |
| <b>S.E. MO</b>     |             |               |           |                  |
| Friday**           | 14.53-14.69 | 7.27          | 6.49-6.71 | —                |
| Monday             | 14.62-14.68 | 7.06          | 6.41-6.66 | —                |
| Tuesday            | 14.78-14.85 | 6.95          | 6.37-6.57 | —                |
| Wednesday          | 14.95-15.07 | 7.17          | 6.43-6.61 | —                |
| Thursday           | 15.11-15.21 | 7.14          | 6.47-6.63 | —                |
| Friday             | 15.14-15.20 | 7.29          | 6.52-6.66 | —                |

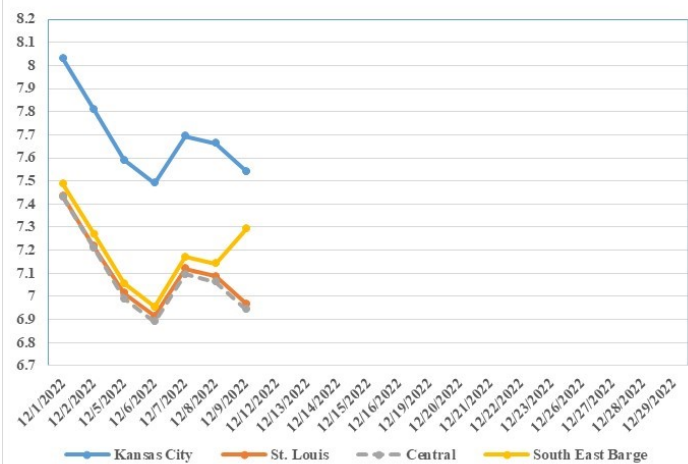
(PRICES PER BUSHEL) \*NEW CROP \*\*PREVIOUS WEEK'S PRICES  
\*Bids calculated using Kansas City, St. Louis, and St. Joseph bids

**MONTHLY GRAIN CROP**

December 2022 Soybean Bids

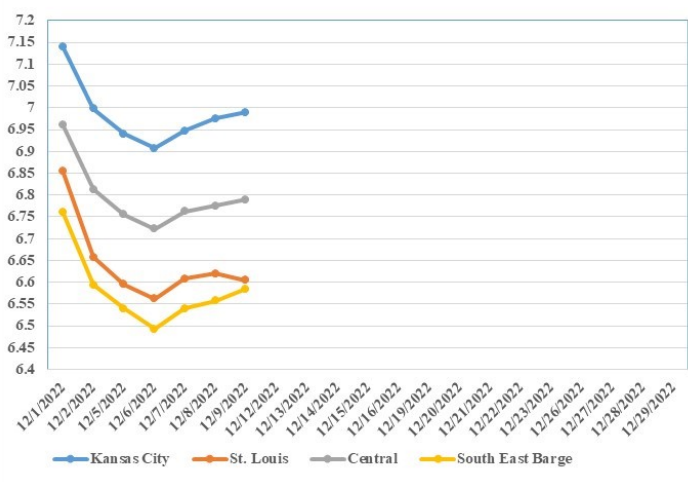


December 2022 Wheat Bids



\*St. Louis and Central regions had same average wheat bid, line maybe be hidden

December 2022 Corn Bids



\*Axis value ranges may be updated to reflect data points.

**WHOLESALE FEEDSTUFFS PRICES 12/09/22**  
(DOLLARS PER TON-BULK BASIS)

| Area        | Soybean Hulls - Pellets | Soybean Meal 46.5-48% | Corn Gluten Pellets 21% | Wheat Middlings |
|-------------|-------------------------|-----------------------|-------------------------|-----------------|
| Kansas City | 295.00                  | n/a                   | 306.50                  | 287.50          |
| St. Louis   | n/a                     | n/a                   | 290.00                  | 237.50          |



## CROP PRODUCTION 12/09/2022

All cotton production is forecast at 14.2 million 480-pound bales, up 2 percent from the previous forecast, but down 19 percent from 2021. Based on conditions as of December 1, yields are expected to average 868 pounds per harvested acre, up 13 pounds from the previous forecast and up 49 pounds from 2021. Upland cotton production is forecast at 13.8 million 480-pound bales, up 2 percent from the previous forecast but down 20 percent from 2021. Pima cotton production is forecast at 470,000 bales, unchanged from the previous forecast but up 42 percent from 2021. All cotton area harvested is forecast at 7.88 million acres, unchanged from the previous forecast but down 23 percent from 2021.

The United States all orange forecast for the 2022-2023 season is 2.83 million tons, down 11 percent from the previous forecast and down 18 percent from the 2021-2022 final utilization. The Florida all orange forecast, at 20.0 million boxes (900,000 tons), is down 29 percent from the previous forecast and down 51 percent from last season's final utilization. In Florida, early, midseason, and Navel varieties are forecast at 7.00 million boxes (315,000 tons), down 36 percent from the previous forecast and down 62 percent from last season's final utilization. The Florida Valencia orange forecast, at 13.0 million boxes (585,000 tons), is down 24 percent from the previous forecast and down 43 percent from last season's final utilization. California and Texas orange production forecasts were carried forward from the previous forecast.

## BROILER HATCHERY 12/07/2022

### **Broiler-Type Eggs Set in the United States Up Slightly**

Hatcheries in the United States weekly program set 241 million eggs in incubators during the week ending December 3, 2022, up slightly from a year ago. Average hatchability for chicks hatched during the week in the United States was 80.3 percent. Average hatchability is calculated by dividing chicks hatched during the week by eggs set three-weeks earlier.

### **Broiler-Type Chicks Placed in the United States Down Slightly**

Broiler growers in the United States weekly program placed 187 million chicks for meat production during the week ending December 3, 2022, down slightly from a year ago. Cumulative placements from the week ending January 8, 2022 through December 3, 2022 for the United States were 9.03 billion. Cumulative placements were up 2 percent from the same period a year earlier.

## MISSOURI WEEKLY HAY SUMMARY 12/07/2022

Not much has changed over the last week weather is pretty much a copy of last week, the drought monitor is nearly a reprint, so perhaps a case of no news is good news. As we approach mid-December, every day that is above freezing and lacking snow cover is considered a win. Hay movement remains good, the supply of hay is light to moderate, demand is moderate, and prices mostly steady. The Missouri Department of Agriculture has a hay directory visit <http://mda.mo.gov/abd/haydirectory/> for listings of hay <http://agebb.missouri.edu/haylst/>

Alfalfa - Supreme 250.00-300.00, small square 10.00-15.00 per bale  
Alfalfa - Premium 180.00-250.00  
Alfalfa - Good 150.00-180.00, small square 5.00-9.00 per bale  
Alfalfa - Fair 125.00-150.00  
Alfalfa/grass mix - Good/Premium small square 5.00-9.00 per bale  
Mixed grass - Good/Premium 125.00-175.00  
Mixed grass - Fair/Good 100.00-150.00, small square 5.00-8.00 per bale  
Mixed grass - Fair 50.00-85.00 per large round bale  
Wheat straw - 4.00-7.00 per small square bale

Please Note: The above volumes (tonnage, acres, and bales) listed on this USDA LPGMN report are for confirmed trades only, it does not include estimated volume (tonnage) for bids or offers to the trade. The current hay directory can be found at:  
<https://apps.mda.mo.gov/HayDirectory>.  
List your hay for sale at:  
<https://agmarketnews.mo.gov/hay-directory/hay-listing-online-form#no-back>

## MISSOURI WEEKLY SHEEP/GOAT AUCTION SUMMARY

12/09/2022

Receipts: 350 Week Ago: 1302 Last Year: 504

**SHEEP:** Slaughter lambs hair Choice and Prime 1-3 40-50 lbs 320.00-345.00; 50-60 lbs 270.00-300.00; 60-70 lbs 270.00-295.00; 70-80 lbs 235.00-250.00; 80-90 lbs 202.50-237.50. Choice 1-2 50-60 lbs 250.00-255.00; 60-70 lbs 220.00-260.00.

Slaughter ewes Utility and Good 1-2 120-130 lbs 83.00-89.00; 150-175 lbs 77.00-88.00.

**Goats:** Slaughter kids Selection 1 65-75 lbs 300.00-307.50. Selection 1-2 50-90 lbs 275.00-290.00. Selection 2 60-85 lbs 230.00-250.00, pkg 100 lbs 225.00.

Explanatory Notes: Stage - Represents estimated lambing/kidding period (Open, Exp=exposed, Bred, Fall = Sep-Nov, Win = Dec-Feb, Spr = Mar-May, Sum=Jun-Aug; w/s = woolled and shorn; /hd= per head; All price CWT unless otherwise noted.

## MISSOURI DROUGHT MONITOR 12/08/2022

| Date     | None  | D0    | D1    | D2   | D3   | D4 |
|----------|-------|-------|-------|------|------|----|
| 12/06/22 | 18.86 | 41.02 | 31.23 | 8.41 | 0.48 | 0  |
| 11/29/22 | 18.97 | 40.83 | 31.31 | 8.41 | 0.48 | 0  |
| 12/07/22 | 59.58 | 37.90 | 2.52  | 0    | 0    | 0  |

Reflects percentage of Missouri impacted by drought.  
D0 Abnormally Dry; D1 Moderate Drought; D2 Severe Drought; D3 Extreme Drought; D4 Exceptional Drought

## NATIONAL DIRECT DELIVERED FEEDER PIG REPORT

12/09/22 Receipts: 68,391 Week ago: 110,866 Year Ago: 94,922  
Early weaned pigs 4.00/ head higher. All feeder pigs steady to firm.  
Early weaned pigs 10-12 lbs. basis:  
Formula 25,125 head 48.49-64.92, weighted average 54.37  
Cash 36,976 head 40.00-62.00, weighted average 51.28  
Feeder pigs 40 pounds basis:  
Cash 6,290 head 55.00-73.00, weighted average 69.42

## NATIONAL DAILY DIRECT PRIOR DAY HOG REPORTS FOR 12/09/22

**BARROWS AND GILTS (Carcass Basis):** 7,299 head  
Base Carcass Price 74.00-85.50, weighted average 82.36

**SOWS (Live Basis):** 7,186 head  
300-500 lbs. 19.00-65.50  
Over 500 lbs. 44.31-66.50

## MISSOURI WEEKLY DIRECT SLAUGHTER CATTLE REPORT 12/09/22

Weekly Receipts: 120 Week ago: 440 Year ago: 360  
Trade as of Friday morning: light with flat dressed 1.00 higher and grid dressed 2.00 higher.

**LIVE STEERS & HEIFERS:** No sales reported  
**DRESSED STEERS & HEIFERS:** 2 loads Fri morn 246.00 flat

**GRADE AND WEIGHT (Grid):** 1 loads Fri morn 257.00

Click here for the current [National Crop Progress](#)  
Click here for the current [Missouri Crop Progress](#)