

Weekly Market Summary

Published by:
Missouri Department of Agriculture
Ag Business Development Division
Market News Program



Chris Chinn, Director
 Jill Wood, Division Director
 Tony Hancock, Editor
<http://www.ams.usda.gov/marketnews.htm>
<http://www.ams.usda.gov/marketnews.htm>

Michael L. Parson, Governor

Volume XLIII, Number 7 ♦ P.O. Box 630, Jefferson City, MO 65102 ♦ (573) 751-4211 ♦ Monday, February 20, 2023

MISSOURI WEEKLY FEEDER CATTLE WEIGHTED AVERAGE REPORT

Receipts: 28,490 Week ago: 39,020 Year ago: 33,241

Steers and Heifers Medium and Large 1—Weighted average weights and prices

STEERS: Medium and Large 1

330 lbs. 240.58	524 lbs. 228.10	724 lbs. 189.87	916 lbs. 171.00
377 lbs. 242.64	573 lbs. 219.94	759 lbs. 186.03	
431 lbs. 239.43	623 lbs. 206.58	824 lbs. 181.62	
473 lbs. 235.85	672 lbs. 197.03	862 lbs. 180.93	

HEIFERS: Medium and Large 1

268 lbs. 182.49	477 lbs. 200.36	668 lbs. 179.46	887 lbs. 164.04
321 lbs. 208.94	522 lbs. 196.69	722 lbs. 174.55	
381 lbs. 203.67	577 lbs. 188.81	763 lbs. 172.28	
429 lbs. 204.52	620 lbs. 183.69	823 lbs. 169.96	

Missouri Steer (Heifer) Stocker Formula for 02/20/2023

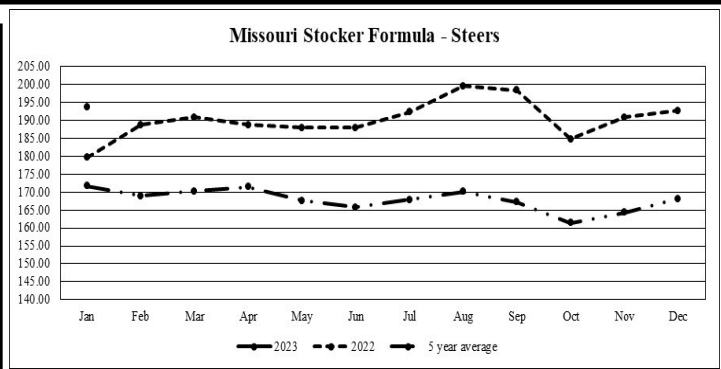
Monday's Missouri Stocker Formula consists of **6883 (6451)** head with a weighted average weight of **548.03 (537.82)** lbs. and a price value of **216.86 (188.89)**, 2.39 higher (2.43 higher) than last week.

This a rolling seven day calculated weighted value which combines all Feeder Steers reported by MDA/USDA Market News Service weighing from 400-649 lbs. in the Medium and Large 1 and Medium and Large 1-2 frame and muscle classifications, including all comment cattle except Brahman X. Heifer values are in parentheses.

Missouri Weekly Cattle Auction Summary 02/20/2023

Compared to last week, feeders sold unevenly steady to 3.00 higher. The market continues an overall uptrend but not at as swift of a pace as was seen a couple of weeks ago. Lighter overall offerings this week and even a few cases of lower prices as some auctions did not see the extreme tops as last week. Most of this was due to the type of cattle seen. Condition is the main factor for buyers as they are set on filling orders for grazers. When condition also meets with some high quality and a little flash prices can really get high. As supplies become tighter many of those fancy types have already been marketed however so obtaining those extreme market tops gets a bit harder. Mud has also been a factor as not everyone has been able to get in and out with trailers currently and getting stuck is really easy to do by midmorning or afternoon once temperatures climb a little. Load and multi load lots were very limited this week, but smaller part to half load lots of 20-30 head were way more abundant than in a typical week. Historically markets in the north typically average a little stronger prices than the south. Some claim the cattle are better, at some say it is bigger farmers with larger offerings, some say it's because the corn guys in Iowa and Nebraska have more money to spend, and some say it is strictly due to shorter distances for delivery, whatever the reason historically it is usually true. That general assumption has been thrown out the window the last couple of months though as southern sales have seen very little to no geographic discount and in some cases outselling the northern cattle. Joplin Regional Stockyards had a barn burner this week and claimed several of the notable sales which included 144 head of 830 lb. steers sold for 186.10, 65 head of 716 lb. steers brought 200.75, and 86 head of 600 lb. steers tagged as fancy sold for 226.50. A couple of smaller part loads that were also quite impressive included as draft at New Cambria Livestock Auction of 26 head of 511 lb. steers which climbed to 254.00 before the hammer dropped. Finally to wrap up this week 26 head of 608 lb. steers at Lolli Brothers Livestock Market for 222.50. Boxed beef cutouts made strong gains this week. Choice closed the week 281.04, up 11.38 and select closed at 265.89, up 11.60 compared to last Friday. Negotiated feedlot sales as of Friday afternoon totaled just over 66K head. Once again this week deals were slow to develop with most of the trade taking place on Friday. As of last report Friday afternoon very little trade had been reported KS or TX as those managers have continued to stand firm the last few weeks until packers have been forced to give in and pay more to fill their needs. Most of the sales that made the final afternoon report were in the north with from 160.00-162.00 and dressed sales mostly 257.00.

The Weekly Market Summary, as well as historical summaries, are available on our website <https://agmarketnews.mo.gov/summaries>
 Market News Hotline: 1-573-522-9244

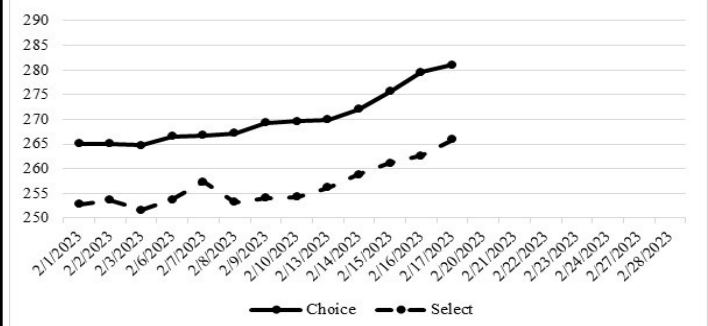


*Graph is updated the first Monday of each month.

NATIONAL BOXED BEEF CUTOUT/BOXED BEEF CUTS

DATE	CHOICE	SELECT	TOTAL LOADS
02/13	269.95	256.21	116
02/14	272.06	258.78	113
02/15	275.67	261.19	101
02/16	279.55	262.64	106
02/17	281.04	265.89	70
5 Day Simple Average	278.65	260.94	

Boxed Beef Cuts February 2023



*Axis value ranges may be updated to reflect data points.

WEEKLY LIVESTOCK SLAUGHTER 02/18/23

	CATTLE	HOGS	SHEEP
Week to Date:	627,000	2,505,000	37,000
Last Week:	630,000	2,486,000	35,000
Last Year:	670,000	2,482,000	32,000

SOUTHWEST MISSOURI WEEKLY SUMMARY

(Joplin and Springfield)

Receipts: 12,452 Week ago: 12,475 Year ago: 12,004

Compared to last week, feeders uneven with early week steers 2.00 to 6.00 higher, heifers steady to 3.00 higher; late week steers under 600 lbs steady to firm, over 600 lbs 2.00 to 5.00 lower; heifers steady to 3.00 lower on comparable sales. Slaughter cows and bulls steady to 3.00 lower, spots up to 8.00 lower on slaughter bulls.

FEEDER STEERS:
Medium and Large 1

Table with 2 columns: Weight ranges (300-400 lbs to 52 hd 916 lbs) and Price ranges (234.00-256.00 to 171.00).

FEEDER HEIFERS:
Medium and Large 1

Table with 2 columns: Weight ranges (300-400 lbs to 800-900 lbs) and Price ranges (193.00-220.00 to 164.50-172.25).

FEEDER HOLSTEIN STEERS
Large 3

Scarce Scarce

SLAUGHTER COWS: Breaking and Boning (70-85% lean) 77.50-95.00; high dressing 86.00-98.00; low dressing 64.00-80.50. Lean (85-90%) 61.00-79.50
SLAUGHTER BULLS: Yield Grade 1-2 1240-2685 lbs. 97.00-110.00; high dressing 108.50-119.00; low dressing 87.50-96.00

BRED COWS: Medium and Large 1 2-8 yrs 1071-1448 lbs 2nd to 3rd stage 1550.00-2600.00, 1st stage 1500.00-1675.00. Medium and Large 1-2 2-8 yrs 855-1423 lbs 1st to 3rd stage 1000.00-1710.00, >8 yrs 957-1462 lbs 2nd to 3rd stage 960.00-1550.00 per head
BRED HEIFERS: Medium and Large 1 <2 yrs 880-893 lbs 2nd to 3rd stage 1700.00-1800.00; 2-4 yrs pkg 1049 lbs 2nd to 3rd stage 1675.00 per head

COW & CALF PAIRS: Medium 1 2-8 yrs 1228-1515 lbs few rebred 1st stage with 150-300 lb calves 2000.00-2150.00; >8 yrs 1311-1601 lbs several rebred 1st stage with 150-300 lb calves 1775.00-1900.00; 2-8 yrs 1395-1650 lbs rebred 1st stage with >300 lb calves 2250.00-2425.00 per pair

SOUTH CENTRAL MISSOURI WEEKLY SUMMARY

(West Plains, Phillipsburg)

Receipts: 5361 Week ago: 5516 Year Ago: 5075

Compared to last week, steers and heifers uneven from 3.00 lower to 3.00 higher. Slaughter cows and bulls steady to 4.00 higher.

FEEDER STEERS:
Medium and Large 1

Table with 2 columns: Weight ranges (300-400 lbs to 800-900 lbs) and Price ranges (230.00-250.00 to 171.00-180.00).

FEEDER HEIFERS:
Medium and Large 1

Table with 2 columns: Weight ranges (300-400 lbs to 700-750 lbs) and Price ranges (196.00-226.00 to 163.00-170.50).

FEEDER HOLSTEIN STEERS
Large 3

Scarce Scarce

SLAUGHTER COWS: Breaking and Boning (70-85% lean) 79.00-91.00; high dressing 89.00-102.00; low dressing 65.00-79.50. Lean (85-90%) 63.00-79.00
SLAUGHTER BULLS: Yield Grade 1-2 1290-2410 lbs. 93.00-112.00; high dressing 110.00-127.00; low dressing 76.00-98.00

BRED COWS: Medium and Large 1 2-8 yrs 1171-1560 lbs 2nd to 3rd stage 1400.00-1750.00; >8 yrs 6 hd 1207 lbs 2nd to 3rd stage 1500.00 per head. Medium and Large 1-2 925-1445 lbs 2nd to 3rd stage 1100.00-1475.00, 1st stage 950.00-1100.00 per head

COW & CALF PAIRS: Medium and Large 1 2-8 yrs 1130-1250 lbs with 150-300 lb calves 1950.00-1975.00; 6 pairs >8 yrs 1150 lbs with 150-300 lb calves 1625.00 per pair. Medium and Large 1-2 2-8 yrs 1150-1298 lbs with <150 lb calves 1300.00-1500.00 per pair

WEST CENTRAL MISSOURI WEEKLY SUMMARY

(Kingsville, Windsor, Butler)

Receipts: 6741 Week ago: 8561 Year ago: 8093

Compared to last week, steers and heifers steady to 5.00 higher. Slaughter cows 2.00 to 6.00 higher.

FEEDER STEERS:
Medium and Large 1

Table with 2 columns: Weight ranges (400-500 lbs to 800-900 lbs) and Price ranges (223.00-247.00 to 176.60-184.00).

FEEDER HEIFERS:
Medium and Large 1

Table with 2 columns: Weight ranges (400-500 lbs to 800-850 lbs) and Price ranges (194.00-216.00 to 161.00-163.00).

SLAUGHTER BULLS: Yield Grade 1-2 1170-2305 lbs 99.00-121.00; high dressing 112.00-126.00; low dressing 86.00-104.00

SLAUGHTER COWS: Breaking and Boning (70-85% lean) 80.00-93.00; high dressing 90.50-97.50; low dressing 72.00-79.50. Lean (85-90%) 70.00-83.50

BRED COWS: Medium and Large 1-2 5-8 yrs 6 pair 1276 lbs 2nd to 3rd stage 1275.00 per head

COW & CALF PAIRS: Scarce

NORTHEAST MISSOURI WEEKLY SUMMARY

(Bowling Green, Kingdom City, Palmyra)

Receipts: 2196 Week ago: 6998 Year ago: 4295

Compared to last week, steers under 550 lbs steady to 5.00 lower, 550-750 lbs steady to 3.00 higher, over 750 lbs firm undertone. Heifers steady to firm. Slaughter cows steady to 3.00 higher.

FEEDER STEERS:
Medium and Large 1

Table with 2 columns: Weight ranges (400-500 lbs to 800-900 lbs) and Price ranges (225.00-234.00 to 176.50-180.00).

FEEDER HEIFERS:
Medium and Large 1

Table with 2 columns: Weight ranges (300-400 lbs to Pkg 894 lbs) and Price ranges (202.00-212.00 to 160.50).

SLAUGHTER BULLS: Yield Grade 1-2 1295-2160 lbs couple 101.00; high dressing 104.00-114.00; low dressing couple 89.00-92.00

SLAUGHTER COWS: Breaking and Boning, (70-85% lean) 79.00-89.50; high dressing 88.00-103.00; low dressing 67.00-81.00. Lean (85-90%) 74.00-81.00

SLAUGHTER STEERS: Choice and Prime 2-4 168.00-169.00. Choice 2-3 161.50-165.00. Select and Choice 1-3 152.00-159.50. Select 2-3 148.00-151.00

SLAUGHTER HEIFERS: Choice 2-3 158.00-163.50

BRED COWS: Medium and Large 1 2-8 yrs 1168-1368 lbs 3rd stage 1800.00-2200.00; >5 yrs 1272-1459 lbs 3rd stage 1500.00-1625.00 per head

COW/CALF PAIRS: Medium and Large 1 2-4 yrs 1050-1450 lbs rebred 1st stage with <150 lb calves 2400.00-2600.00 per pair

NORTH CENTRAL MISSOURI WEEKLY SUMMARY

(Macon, Unionville, Green City, New Cambria)

Receipts: 3627 Week ago: 4237 Year ago: 3411

Compared to last week, steers and heifers uneven from 5.00 lower to 5.00 higher. Slaughter cows steady to firm.

*Some sale barns on a bi-weekly schedule and may not have a sale each week.

FEEDER STEERS:
Medium and Large 1

Table with 2 columns: Weight ranges (400-500 lbs to 800-850 lbs) and Price ranges (226.85-250.00 to 176.25-178.00).

FEEDER HEIFERS:
Medium and Large 1

Table with 2 columns: Weight ranges (400-500 lbs to 700-750 lbs) and Price ranges (190.00-210.50 to 170.00-184.00).

SLAUGHTER BULLS: Yield Grade 1-2 1480-2220 lbs 92.50-110.00

SLAUGHTER COWS: Breaking and Boning, (70-85% lean) 70.00-91.00; high dressing 84.00-99.00. Lean (85-90%) 60.00-81.00

BRED COWS: Medium and Large 1 2-8 yrs 1250-1500 lbs 3rd stage 1900.00-1950.00 per head. Medium and Large 1-2 5-8 yrs 1185-1525 lbs 2nd to 3rd stage 1425.00-1900.00 per head

BRED HEIFERS: Medium and Large 1-2 <2 yrs 1200-1215 lbs 3rd stage 1875.00 per head

SOUTHEAST MISSOURI WEEKLY SUMMARY

(Jackson and Farmington)

Receipts: 1815 Week ago: 1784 Year ago: 2754

Compared to last week, steers and heifers 2.00 to 7.00 higher. Slaughter cows steady to 2.00 higher.

FEEDER STEERS:
Medium and Large 1

400-500 lbs.	190.00-218.00
500-600 lbs.	179.00-215.00
600-700 lbs.	170.00-195.00
700-800 lbs.	170.00-181.00
800-850 lbs.	160.00-168.00

FEEDER HEIFERS:
Medium and Large 1

400-500 lbs.	172.00-195.00
500-600 lbs.	170.00-192.00
600-700 lbs.	160.00-182.00
700-800 lbs.	159.00-168.00

SLAUGHTER BULLS: Yield Grade 1-2 1230-2015 lbs. 93.00-105.00; high dressing 107.00-124.00

SLAUGHTER COWS: Breaking and Boning (75-85% lean) 69.00-80.00; high dressing 79.00-93.50. Lean (85-90% lean) 53.00-69.00

BRED COWS: Medium and Large 2 2-8 yrs 1000-1300 lbs 1st to 3rd stage 760.00-1250.00; >8 yrs 1080-1250 lbs 3rd stage 800.00-1010.00 per head

COW & CALF PAIRS: Medium and Large 2 2-8 yrs 1000-1400 lbs 150 to >300 lb calves 1250.00-1475.00 per pair

EAST CENTRAL MISSOURI WEEKLY SUMMARY

(Cuba, Vienna)

Receipts: 952 Week ago: 3190 Year ago: 3010

Compared to last week, steers under 600 lbs 3.00 to 8.00 higher, over 600 lbs steady to 2.00 higher. Heifers under 600lbs 2.00 to 4.00 higher, over 600 lbs steady to 2.00 higher. Slaughter cows firm to 2.00 higher.

FEEDER STEERS:
Medium and Large 1

300-400 lbs.	247.50-257.00
400-500 lbs.	235.00-246.00
500-600 lbs.	215.00-237.00
600-700 lbs.	189.00-216.00
700-800 lbs.	180.00-186.00

FEEDER HEIFERS:
Medium and Large 1

350-400 lbs.	202.50-218.00
400-500 lbs.	201.00-215.00
500-600 lbs.	184.00-201.00
600-700 lbs.	174.00-184.00
700-800 lbs.	168.50-170.00

SLAUGHTER BULLS: Yield Grade 1-2 1575-2175 lbs ind 105.00; high dressing few 117.00-118.00; low dressing few 87.00-94.00

SLAUGHTER COWS: Breaking and Boning, (70-85% lean) 82.50-89.00; high dressing 88.50-91.00; low dressing few 77.50-82.50. Lean (85-90%) few 71.00-79.00

BRED COWS: Medium and Large 1-2 2-4 yrs 935-1120 lbs 1st to 2nd stage 1100.00-1210.00 per head

COW & CALF PAIRS: Scarce

NORTHWEST MISSOURI WEEKLY SUMMARY

(Tina)

Receipts: 2495 Two Weeks ago: 1776

Compared to two weeks ago, feeders under 700 lbs 15.00 to 20.00 higher, some under 500 lbs 25.00 higher. Feeders over 700 lbs 5.00 to 10.00 higher on limited comparisons. Slaughter cows 12.00 to 15.00 higher.

FEEDER STEERS:
Medium and Large 1

400-500 lbs.	232.00-253.00
500-600 lbs.	216.00-236.00
600-700 lbs.	188.50-218.00
700-800 lbs.	186.50-194.85
164 hd 812 lbs.	187.75

FEEDER HEIFERS:
Medium and Large 1

400-500 lbs.	201.00-209.00
500-600 lbs.	185.00-207.00
600-650 lbs.	177.00-182.00
700-750 lbs.	174.00-176.10

SLAUGHTER BULLS: Yield Grade 1-2 1530-2030 lbs 96.00-112.00

SLAUGHTER COWS: Breaking and Boning, (70-85% lean) 80.50-94.00; high dressing 86.00-104.00 Lean (85-90%) 70.00-80.00

BRED COWS: Scarce

COW & CALF PAIRS: Scarce

AFTERNOON NATIONAL SLAUGHTER CATTLE REVIEW

So far for Friday in the Southern Plains negotiated cash trading has been slow to moderate with light to moderate demand. In the Texas Panhandle, compared to last week, live purchases traded mostly 2.00 higher at 162.00. In Kansas, compared to last week, live purchases traded 1.00-2.00 higher at 162.00. In Nebraska and Western Cornbelt negotiated cash trading has been slow on light to moderate demand. In Nebraska dressed purchases traded steady at 257.00, when compared to the last reported market on Thursday. Not enough live purchases for a market trend. Thursday was the reported live purchase market at 160.00. In the Western Cornbelt not enough live or dressed purchases for a full market trend. Thursday was the most recent reported market with live and dressed purchases at 162.00 and at 257.00, respectively.

Negotiated Cash Sales:					
Confirmed:	24,528	Week Ago:	12,501	Year Ago:	2,396
Week to date:	66,217	Week Ago:	72,025	Year Ago:	94,340

Live Basis	Steers	Heifers
Over 80% Choice	160.00-162.50, avg 161.46	160.50-162.00, avg 161.63
65-80% Choice	161.00-162.00, avg 161.95	161.00-162.00, avg 161.97
35-65% Choice	162.00	162.00
0-35% Choice	-	-
Total All Grades	160.00-162.50, avg 161.72	160.50-162.00, avg 161.82
Dressed Basis		
Over 80% Choice	257.00-258.00, avg 257.16	257.00
65-80% Choice	257.00	-
35-65% Choice	--	-
0-35% Choice	-	-
Total All Grades	257.00-258.00, avg 257.14	257.00

All Beef Type Steers/Heifers	Head	Avg Wt	Price Range	Wtd Avg
Live FOB	11,077	1418	161.00-162.00	161.99
Live Del	-	-	---	-
Dressed Del	4,703	856.6	241.00-264.00	256.61
Dressed FOB	1,800	868.9	250.00-256.00	255.71

WEEKLY COMMODITY FUTURES TRENDS

Compared to last week, Live Cattle Feb 2.37 higher, others 0.30 to 0.70 higher, Lean Hogs 0.98 to 1.95 higher, Feeder Cattle Mar 0.12 higher, others 0.13 to 0.22 lower.

Daily Futures Closes

	Mon.	Tues.	Wed.	Thu.	Fri.
Cattle					
Feb	162.27	162.15	162.55	162.77	163.57
Apr	165.10	164.67	164.60	164.07	164.65
Jun	160.42	160.22	160.20	159.72	160.12
Aug	159.40	159.22	159.12	158.77	159.05
Oct	163.67	163.37	163.32	162.90	163.15
Lean Hogs					
Feb	75.82	75.67	---	---	---
Apr	86.35	87.25	86.50	85.77	85.27
May	95.50	96.05	95.70	94.85	94.40
Jun	104.25	104.82	104.30	103.15	102.72
Jul	105.80	106.35	106.05	104.95	104.60
Fdr Cat					
Mar	187.20	186.65	187.32	186.22	186.52
Apr	191.60	190.90	191.15	190.60	190.45
May	195.57	194.90	194.97	194.47	194.35
Aug	208.70	208.07	208.40	207.85	207.72
Sep	211.32	210.92	211.15	210.72	210.37
Milk					
Feb	17.94	17.93	17.93	17.92	17.90
Mar	18.01	17.74	17.66	17.64	17.65
Apr	18.37	17.94	17.85	17.89	17.83

WEEKLY COMMODITY GRAIN FUTURES TRENDS

Compared to last week, Soybeans uneven 0.08 to 0.15 lower, except Aug and Sep 0.02 to 0.07 higher, Wheat 0.15 to 0.21 lower, Corn steady to 0.03 lower, KC Wheat uneven Mar and May 0.01 to 0.03 lower, others 0.01 higher, Soybean Meal uneven 0.60 to 8.30 lower, except Sep 2.70 higher.

Daily Grain Futures Closes

	Mon.	Tues.	Wed.	Thu.	Fri.
Soybeans					
Mar	1542 3/4	1537 1/2	1525 3/4	1526 1/2	1527 1/4
May	1536	1530	1519 1/2	1521 1/4	1522 1/4
Jul	1525 1/2	1519 1/4	1510 1/2	1513	1514 1/2
Aug	1486	1483	1475 1/2	1480	1483
Sep	1416 1/4	1414 3/4	1407 1/2	1413 1/2	1417 1/4
Wheat					
Mar	792	786	769 1/4	765	765 1/2
May	800 3/4	796 3/4	780 1/4	776 1/4	776 1/4
Jul	802 1/2	799 1/2	785 1/4	780 3/4	781
Sep	809 3/4	807 1/4	794 1/4	790	789 3/4
Dec	821 1/2	820	808	804 3/4	803 3/4
Corn					
Mar	685	682 1/4	676 1/4	676	677 3/4
May	682 1/4	679 3/4	674	675	677 1/2
Jul	669 1/4	667 3/4	663 1/4	664	666
Sep	611 3/4	613	610 1/2	608 3/4	610 3/4
Dec	596 3/4	597 3/4	595 1/4	593 1/2	595 3/4
KC Wheat					
Mar	912 1/4	906	894 1/2	898 1/2	906 1/2
May	900 1/4	895 1/4	883	887 1/4	895 3/4
Jul	885 1/4	881	870	874 3/4	883 1/4
Sep	882 1/4	879	869 1/4	873 1/2	880 1/2
Dec	884 1/4	882 1/4	873	877	883 1/2
SB Meal					
Mar	504.00	501.00	491.10	491.40	491.10
May	485.40	482.50	474.90	475.20	474.90
Jul	474.60	471.40	463.90	463.70	466.10
Aug	458.30	455.90	448.80	449.60	452.80
Sep	438.80	437.10	430.80	432.70	436.00

MISSOURI GRAIN WEEKLY TRENDS

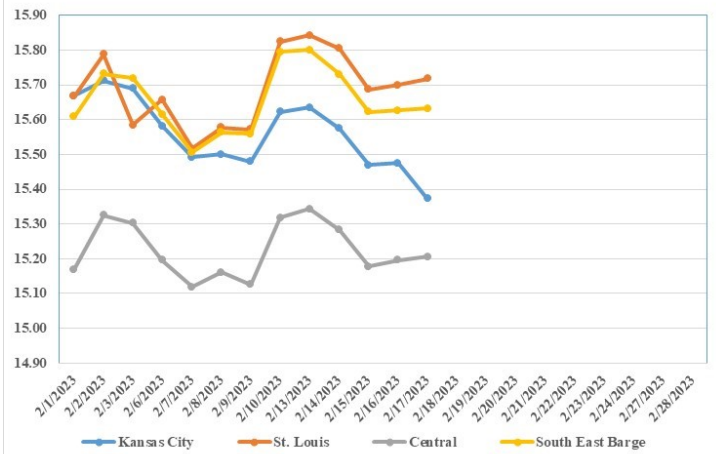
Compared to last week, Soybeans 0.10 to 0.31 lower, Wheat 0.20 to 0.21 lower, Corn steady to 0.07 lower, Sorghum 0.03 lower to 0.02 higher.

Area	#1 Soybeans	#2 Soft Wheat	#2 Corn	#2 Grain Sorghum
Kansas City				
Friday**	15.44-15.79	8.16	7.11-7.26	6.86
Monday	15.46-15.76	8.22	7.15-7.25	6.90
Tuesday	15.40-15.70	8.16	7.12-7.22	6.87
Wednesday	15.30-15.60	7.99	7.06-7.16	6.81
Thursday	15.31-15.56	7.95	7.06-7.16	6.81
Friday	15.22-15.47	7.96	7.08-7.18	6.83
St. Louis				
Friday**	15.82-15.84	7.71-8.21	7.08-7.10	7.16-7.26
Monday	15.83-15.86	7.77-8.27	7.13-7.16	7.20-7.30
Tuesday	15.80-15.82	7.71-8.21	7.12-7.14	7.17-7.27
Wednesday	15.86-15.70	7.54-8.04	7.06-7.08	7.11-7.21
Thursday	15.70-15.71	7.50-8.00	7.07-7.08	7.11-7.26
Friday	15.71-15.72	7.51-8.01	7.05-7.10	7.13-7.28
Central				
Friday**	15.29-15.34	7.61-7.66	7.06-7.11	—
Monday	15.31-15.36	7.67-7.72	7.05-7.11	—
Tuesday	15.25-15.30	7.61-7.66	7.02-7.07	—
Wednesday	15.15-15.20	7.44-7.49	6.96-7.01	—
Thursday	15.16-15.21	7.40-7.45	6.96-7.01	—
Friday	15.17-15.22	7.41-7.46	6.98-7.03	—
S.E. MO				
Friday**	15.73-15.84	—	6.99-7.11	—
Monday	15.73-15.84	—	7.05-7.15	—
Tuesday	15.68-15.79	—	7.02-7.12	—
Wednesday	15.56-15.67	—	6.97-7.06	—
Thursday	15.57-15.68	—	6.96-7.06	—
Friday	15.58-15.68	—	6.96-7.06	—

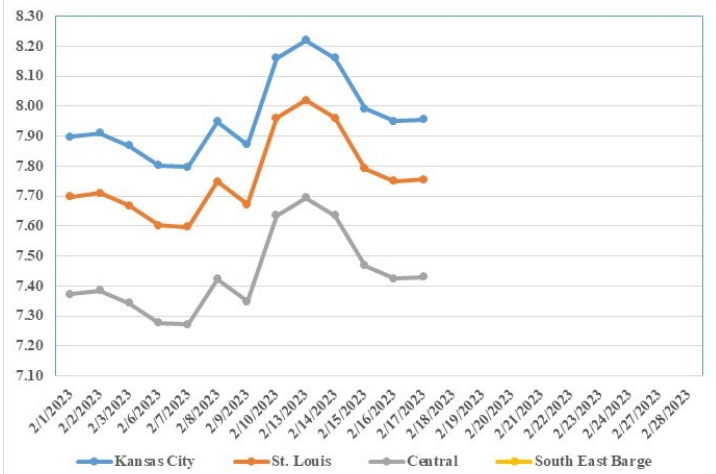
(PRICES PER BUSHEL) *NEW CROP **PREVIOUS WEEK'S PRICES
*Bids calculated using Kansas City, St. Louis, and St. Joseph bids

MONTHLY GRAIN CROP

February 2023 Soybean Bids



February 2023 Wheat Bids



February 2023 Corn Bids



*Axis value ranges may be updated to reflect data points.

**WHOLESALE FEEDSTUFFS PRICES
(DOLLARS PER TON-BULK BASIS)**

Area	Soybean Hulls Pellets	Soybean Meal 46.5-48%	Corn Gluten Pellets 21%	Wheat Middlings
Kansas City	250.00	505.60	310.67	203.33
St. Louis	n/a	n/a	305.00	183.33

FARMS AND LAND IN FARMS

Farms and Land in Farms Highlights

The number of farms in the United States for 2022 is estimated at 2,002,700, down 9,350 farms from 2021. The number of farms increased in all sales classes except the \$1,000-\$9,999 and \$10,000-\$99,999 sales classes. In 2022, 50.8 percent of all farms had less than \$10,000 in sales and 81.4 percent of all farms had less than \$100,000 in sales. In 2022, 7.5 percent of all farms had sales of \$500,000 or more.

Total land in farms, at 893,400,000 acres, decreased 1,900,000 acres from 2021. The biggest change for 2022 is that producers in Sales Class \$100,000 - \$249,999 operated 1,620,000 fewer acres than in 2021. In 2022, 30.0 percent of all farmland was operated by farms with less than \$100,000 in sales, while 41.2 percent of all farmland was operated by farms with sales of \$500,000 or more.

The average farm size for 2022 is 446 acres, up from 445 acres the previous year. Average farm size increased in the \$1,000,000 or more sales class and decreased or remained unchanged in all other sales classes.

POTATO STOCKS

Potato Stocks Down 3 Percent from February 2022

Potatoes held in storage on February 1, 2023 totaled 192 million cwt, down 3 percent from February 1, 2022. Potatoes in storage accounted for 49 percent of the 2022 production, up 1 percent from the same period a year earlier. The indicated season to date disappearance, at 200 million cwt, was down 5 percent from the same period last year. Season to date shrink and loss, at 15.3 million cwt, was down slightly from the same time last year. Processors in the 8 States used 112 million cwt of potatoes for the season, down 2 percent from February 2022.

VEGETABLES ANNUAL SUMMARY

Vegetable Highlights

In 2022, the Nation's production for the 26 estimated vegetable and melon crops totaled 658 million cwt, down 2 percent from 2021. The utilized production totaled 655 million cwt, down 2 percent from 2021. Area harvested in 2022 was 2.14 million acres, down 5 percent from 2021. The top three vegetables, in terms of area harvested, were sweet corn, tomatoes, and snap beans. In terms of total production, the three largest crops were tomatoes, onions, and sweet corn, which combined accounted for 53 percent of the all vegetables total.

The value of utilized production for 2022 vegetable crops was \$16.5 billion, up 27 percent from the previous year. Tomatoes, onions, and romaine lettuce claimed the highest values, accounting for 30 percent of the utilized value of production when combined.

MISSOURI WEEKLY HAY SUMMARY 02/16/23

More rain around the state has made for deeper mud that farmers are dealing with now. The drought monitor has finally caught up to what first hand reports have been saying. Over 35 percent of the state was removed from the drought monitor in the last week making over 86 percent of the state no longer in drought status. This replenishment of moisture has folks hoping for lots of spring grass and hay to replenish stocks that have gotten to record lows. Although it is still winter, temperatures continue to trend above average for the first two weeks of February. The supply of hay is light, demand is moderate and prices are fully steady. The Missouri Department of Agriculture has a hay directory visit <http://mda.mo.gov/abd/haydirectory/> for listings of hay <http://agebb.missouri.edu/haylst/>

Alfalfa - Supreme 250.00-300.00, small square 10.00-15.00 per bale

Alfalfa - Premium 180.00-250.00

Alfalfa - Good 150.00-180.00, small square 5.00-9.00 per bale

Alfalfa - Fair 125.00-150.00

Alfalfa/grass mix - Good/Premium small square 5.00-9.00 per bale

Mixed grass - Good/Premium 125.00-175.00

Mixed grass - Fair/Good 100.00-150.00, small square 5.00-8.00 per bale

Mixed grass - Fair 50.00-100.00 per large round bale

Corn stalk - 35.00-55.00 per round bale

Wheat straw - 4.00-7.00 per small square bale

Please Note: The above volumes (tonnage, acres, and bales) listed on this USDA LPGMN report are for confirmed trades only, it does not include estimated volume (tonnage) for bids or offers to the trade.

The current hay directory can be found at: [Hay Directory](#)

List your hay for sale at: [Hay Listing Online Form](#)

Explanation of Hay Quality Guidelines: [Hay Quality Designation Guidelines](#)

Glossary of Terms: [Livestock, Poultry, and Grain Hay Terms](#)

MISSOURI WEEKLY SHEEP/GOAT AUCTION SUMMARY

02/18/23

Receipts: 566 Week Ago: 2347 Last Year: 540

SHEEP: Feeder lambs Medium and Large 1-2 20-35 lbs 235.00-265.00. Small and Medium 1-2 hair pkg 25 lbs 285.00; 38 lbs 277.50-290.00; 40-55 lbs 257.50-282.50. Slaughter lambs Choice and Prime 1-3 w/s pkg 110 lbs 155.00. Choice and Prime 1 hair 36 hd 57 lbs 300.00. Choice and Prime 1-2 hair 50-75 lbs 225.00-255.00; pkg 85 lbs 200.00; pkg 120 lbs 160.00. Choice and Prime 1-3 hair pkg 58 lbs 267.50; 62 lbs 272.50-275.00; 70-90 lbs 240.00-255.00; pkg 90 lbs 200.00. Choice 1-3 20 hd 69 lbs 247.50. Slaughter ewes Good 2-3 pkg 153 lbs 130.00. Utility and Good 1-2 pkg 78 lbs 140.00. Utility and Good 1-3 pkg 218 lbs 85.00; 250-300 lbs 95.00-96.00. Utility and Good 2 90-170 lbs 100.00-110.00. Utility and Good 2-3 pkg 64 lbs 60.00; 75-200 lbs 85.00-87.00. Good 2-3 hair 135-140 lbs 120.00-130.00. Utility and Good 1-3 hair 90-125 lbs 115.00. Slaughter bucks 1-2 pkg 200 lbs 115.00. Bucks 1-2 hair 105-130 lbs 130.00-200.00.

Replacement ewes Medium and Large 1-2 2-4 yrs 70-90 lbs exp 195.00-200.00; couple 215 lbs 165.00. Small and Medium 1-2 hair 2-4 yrs 85-110 lbs exp 145.00-167.50. Families Medium and Large 1-2 2-4 yrs 90-100 lbs with <20 lb lambs 180.00-255.00 per family. Medium 1-2 2-4 yrs pkg 90 lbs open with <20 lb lambs 150.00 per family. Small and Medium 1-2 2-4 yrs 90-100 lbs exp with <20 lb lambs 260.00-390.00; 2-4 yrs 100-130 lbs exp with <20 lb lambs 240.00-515.00 per family.

GOATS: Feeder kids Selection 1 pkg 32 lbs 305.00. Selection 1-2 25-30 lbs 300.00-325.00. Selection 2 25-40 lbs 245.00-265.00, pygmies 230.00-247.50. Wether kids Selection 2 pkg 35 lbs pygmies 230.00; pkg 41 lbs 265.00. Slaughter kids Selection 1 45-60 lbs 305.00-335.00. Selection 1-2 45-55 lbs 285.00-290.00; pkg 70 lbs 258.00. Selection 2 pkg 50 lbs 295.00; 65-70 lbs 270.00. Slaughter nannies/does Selection 1-2 65-70 lbs pygmies 135.00-147.50; 80-165 lbs 150.00-195.00. Slaughter bucks/billies Selection 1-2 90-120 lbs 167.50-200.00.

Replacement nannies/does Selection 1-2 1-2 yrs 100-115 lbs exp 300.00-320.00. Families Selection 1-2 2-4 yrs 95-100 lbs exp with <20 lb kids 315.00-330.00 per family. Selection 1-2 2-4 yrs 60-100 lbs open with 20-40 lb kids 210.00-260.00 per family

Explanatory Notes: Stage - Represents estimated lambing/kidding period (Open, Exp=exposed, Bred, Fall = Sep-Nov, Win = Dec-Feb, Spr = Mar-May, Sum=Jun-Aug; w/s = woolled and shorn; /hd= per head; All price CWT unless otherwise noted.

MISSOURI DROUGHT MONITOR 02/09/2023

Date	None	D0	D1	D2	D3	D4
02/14/23	86.20	11.98	1.44	0.38	0	0
02/07/23	48.85	41.00	8.64	1.51	0	0
02/15/22	64.04	35.96	0	0	0	0

Reflects percentage of Missouri impacted by drought.

D0 Abnormally Dry; D1 Moderate Drought; D2 Severe Drought; D3 Extreme Drought; D4 Exceptional Drought

NATIONAL DIRECT DELIVERED FEEDER PIG REPORT

02/17/23 Receipts: 68,454 Week ago: 86,680 Year Ago: 70,460

Early weaned pigs 3.00/hd lower. Feeder pigs 8.00/hd lower.

Early weaned pigs 10-12 lbs. basis: Cash 20,500 head 50.00-73.00, weighted average 61.21. Formula 35,319 head 47.78-68.15, weighted average 55.86. Feeder pigs 40 pounds basis: Cash 11,735 head 63.00-93.00, weighted average 82.78. Formula 900 head 94.80.

NATIONAL DAILY DIRECT PRIOR DAY HOG REPORTS FOR 02/17/23

BARROWS AND GILTS (Carcass Basis): 6,462 head
Base Carcass Price 69.00-80.00, weighted average 76.81

SOWS (Live Basis): 7,036 head
300-500 lbs. 23.00-73.00
Over 500 lbs. 47.00-76.00

MISSOURI WEEKLY DIRECT SLAUGHTER CATTLE REPORT 02/17/23

Weekly Receipts: 560 Week ago: 200 Year ago: 280

Trade as of Friday morning: trade is light to moderate with flat dressed sales 2.00 to 5.00 higher. Grid dressed sales inactive this week.

LIVE STEERS & HEIFERS: No sales reported
DRESSED STEERS & HEIFERS: 2 loads Wed flat 254.00; 6 loads Thu flat 256.00-257.00

GRADE AND WEIGHT (Grid): No sales reported

Click here for the current [National Crop Progress](#)
Click here for the current [Missouri Crop Progress](#)