

Weekly Market Summary

Published by:
Missouri Department of Agriculture
Ag Business Development Division
Market News Program



Chris Chinn, Director
 Jill Wood, Division Director
 Tony Hancock, Editor
<http://www.ams.usda.gov/marketnews.htm>
<http://www.ams.usda.gov/marketnews.htm>

Michael L. Parson, Governor

Volume XLIII, Number 14 ♦ P.O. Box 630, Jefferson City, MO 65102 ♦ (573) 751-4211 ♦ Monday, April 10, 2023

MISSOURI WEEKLY FEEDER CATTLE WEIGHTED AVERAGE REPORT

Receipts: 30,039 Week ago: 23,907 Year ago: 27,143

Steers and Heifers Medium and Large 1—Weighted average weights and prices

STEERS: Medium and Large 1

HEIFERS: Medium and Large 1

284 lbs. 271.38	472 lbs. 253.76	671 lbs. 219.87	866 lbs. 191.45	295 lbs. 242.46	476 lbs. 226.05	674 lbs. 198.94	874 lbs. 170.96
329 lbs. 266.04	523 lbs. 247.87	719 lbs. 209.51	916 lbs. 182.50	330 lbs. 244.68	527 lbs. 218.37	712 lbs. 187.00	907 lbs. 172.85
378 lbs. 268.05	575 lbs. 239.82	767 lbs. 205.05	967 lbs. 180.04	376 lbs. 233.51	570 lbs. 216.02	771 lbs. 186.22	
427 lbs. 260.82	621 lbs. 227.24	821 lbs. 189.40	1004 lbs. 180.00	423 lbs. 224.74	625 lbs. 200.56	818 lbs. 180.00	

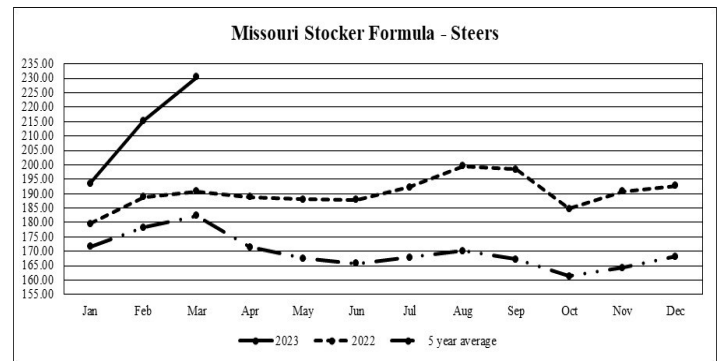
MISSOURI STEER (HEIFER) STOCKER FORMULA 04/10/2023

Monday's Missouri Stocker Formula consists of **6417 (6065)** head with a weighted average weight of **530.16 (521.08)** lbs. and a price value of **238.71 (212.10)**, 6.43 higher (10.77 higher) than last week.

This a rolling seven day calculated weighted value which combines all Feeder Steers reported by MDA/USDA Market News Service weighing from 400-649 lbs. in the Medium and Large 1 and Medium and Large 1 -2 frame and muscle classifications, including all comment cattle except Brahman X. Heifer values are in parentheses.

MISSOURI WEEKLY CATTLE AUCTION SUMMARY 04/10/2023

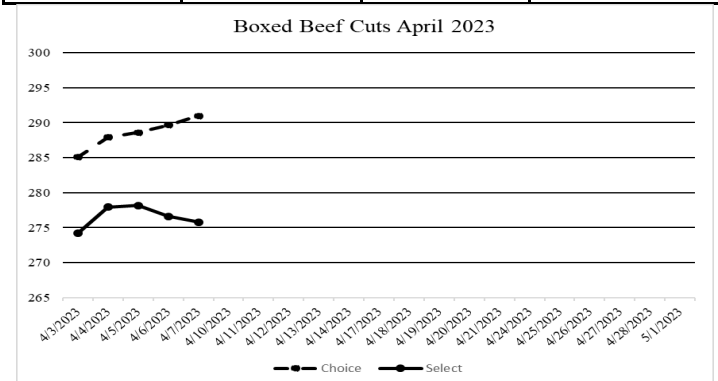
Compared to last week, feeders sold 5.00 to 10.00 higher. The supply of feeders was moderate A good mixture of lighter weight calves all the way up to heavy weight load lots of yearlings in the offering this week. Price levels are resulting in some producers selling earlier than usual as well as bringing a few more heifers to town that were planned to be kept as replacements. Demand was good to very good. Grass is growing with the help of warmer temperatures and guys that graze but didn't have feed or a place to hold cattle are showing up to try to get acquire some inventory now. Some stick out sales this week included 39 head of 533 lb. steers at Ozark Regional Stockyards which sold for 265.00. Joplin Regional Stockyards sold 127 head of 770 lb. steers at 208.75. Green City Livestock Auction held their Annual April Grass sale which had several very impressive loads of reputation cattle including 62 head 715 lb. steers at 225.00 and 60 head of 856 lb. steers at 202.85. Boxed beef cutouts jumped higher this week as grilling season approaches and supplies of beef remain tight. Choice closed at 290.098, up 8.91 and select closed at 275.78, up 5.06 compared to last Friday. Negotiated feedlot sales as of Friday afternoon was just over 102K head. Live sales were reported from 168.00 early up to 178.00 on later sales and dressed sales 274.00-280.00 with a few late 283.00. This was all time record high prices for both live and dressed sales blowing past the records set back in 2014-2015. The Missouri Stocker Formula consist of 6417 head with a weighted average weight of 530.16 lbs. and a price value of 238.71, 6.43 higher than last week. The steer/heifer spread is 26.61.



*Graph is updated the first Monday of each month.

NATIONAL BOXED BEEF CUTOFF/BOXED BEEF CUTS

DATE	CHOICE	SELECT	TOTAL LOADS
04/03	285.09	274.18	75
04/04	287.94	277.95	107
04/05	288.62	278.16	102
04/06	289.65	276.63	99
04/07	290.98	275.78	83
5 Day Simple Average	286.67	275.53	



*Axis value ranges may be updated to reflect data points.

WEEKLY LIVESTOCK SLAUGHTER 04/08/23

	CATTLE	HOGS	SHEEP
Week to Date:	603,000	2,370,000	34,000
Last Week:	651,000	2,489,000	38,000
Last Year:	665,000	2,430,000	40,000

The Weekly Market Summary, as well as historical summaries, are available on our website <https://agmarketnews.mo.gov/summaries>
 Market News Hotline: 1-573-522-9244

SOUTHWEST MISSOURI WEEKLY SUMMARY

(Joplin and Springfield)

Receipts: 12,872 Week ago: 9,709 Year ago: 9,838

Compared to last week, feeders 3.00 to 10.00 higher. Slaughter cows and bulls steady to 4.00 lower.

FEEDER STEERS:

Medium and Large 1

300-400 lbs.	250.00-292.00
400-500 lbs.	242.00-270.00
500-600 lbs.	230.00-264.00
600-700 lbs.	209.50-236.00
700-800 lbs.	186.00-215.00
800-900 lbs.	184.00-192.00
900-1000 lbs.	176.00-184.50

FEEDER HEIFERS:

Medium and Large 1

300-400 lbs.	220.00-265.00
400-500 lbs.	210.00-239.00
500-600 lbs.	185.00-235.00
600-700 lbs.	181.50-210.00
700-800 lbs.	180.00-195.00
800-900 lbs.	172.00-179.00

FEEDER HOLSTEIN STEERS

Large 3

Scarce

Scarce

SLAUGHTER COWS: Breaking and Boning (70-85% lean) 84.00-98.00, high dressing 96.00-110.00; low dressing 67.50-87.00. Lean (85-90%) 72.50-88.00

SLAUGHTER BULLS: Yield Grade 1-2 1255-2465 lbs. 100.00-116.00; high dressing 114.00-132.00; low dressing 87.00-104.00

BRED COWS: Medium and Large 1 2-8 yrs 1080-1640 lbs 2nd and 3rd stage 1525.00-2150.00 per head

BRED HEIFERS: Medium and Large 1-2 750-950 lbs 2nd and 3rd stage 950.00-1500.00 few up to 1650.00 per head.

COW & CALF PAIRS: Medium and Large 1 2-8 yrs 1125-1600 lbs 150->300 lb calves several cows rebred 2225.00-2800.00 per pair. Medium and Large 1-2 2-8 yrs 900-1400 lbs 150-300 lb calves 1125.00-2000.00 per pair

SOUTH CENTRAL MISSOURI WEEKLY SUMMARY

(West Plains, Phillipsburg)

Receipts: 3,842 Week ago: 4,557 Year Ago: 5,606

Compared to last week, feeders sold steady to 5.00 higher with some late week sales 10.00-15.00 higher. Slaughter cows and bulls sold steady to 2.00 lower.

FEEDER STEERS:

Medium and Large 1

300-400 lbs.	252.50-272.50
400-500 lbs.	232.50-278.00
500-600 lbs.	226.00-263.50
600-700 lbs.	202.50-233.00
700-800 lbs.	195.00
800-900 lbs.	184.00-185.00

FEEDER HEIFERS:

Medium and Large 1

300-400 lbs.	215.00-250.00
400-500 lbs.	210.00-233.00
500-600 lbs.	190.00-230.50
600-700 lbs.	186.00-195.50

FEEDER HOLSTEIN STEERS

Large 3

Scarce

Scarce

SLAUGHTER COWS: Breaking and Boning (70-85% lean) 85.00-96.50, high dressing 96.00-105.00; low dressing 64.00-89.00. Lean (85-90%) 70.00-87.00

SLAUGHTER BULLS: Yield Grade 1-2 1300-2515 lbs. 100.00-117.00; high dressing 116.00-134.00; low dressing 89.00-101.00

BRED COWS: Medium and Large 1-2 2-8 yrs 950-1495 lbs 2nd and 3rd stage 1000.00-1700.00, 1st stage 900.00-1050.00 per head.

BRED HEIFERS: Scarce

COW & CALF PAIRS: Medium and Large 1-2 2-8 yrs 1000-1300 lbs 150-300 lb calves 1900.00-2200.00 per pair.

WEST CENTRAL MISSOURI WEEKLY SUMMARY

(Kingsville, Windsor, Butler)

Receipts: 4,832 Week ago: 4,878 Year ago: 4,280

Compared to last week, feeders steady to 6.00 higher, with some heifers up to 10.00 higher. Slaughter cows uneven 3.00 lower to 2.00 higher.

FEEDER STEERS:

Medium and Large 1

400-500 lbs.	237.00-280.00
500-600 lbs.	223.00-255.00
600-700 lbs.	205.50-231.00
700-800 lbs.	196.00-215.00
800-900 lbs.	190.00-195.85

FEEDER HEIFERS:

Medium and Large 1

400-500 lbs.	214.00-249.00
500-600 lbs.	193.00-230.00
600-700 lbs.	187.00-202.35
700-800 lbs.	168.00-196.00
22 hd 933 lbs.	162.50-185.25

SLAUGHTER BULLS: Yield Grade 1-2 1275-2425 lbs 110.00-125.00; high dressing 120.00-133.00; low dressing 95.00-106.00

SLAUGHTER COWS: Breaking and Boning (70-85% lean) 86.00-101.00, high dressing 96.00-104.50; low dressing 80.00-86.50. Lean (85-90%) 75.00-90.00

BRED COWS: Medium and Large 1-2 5-8 yrs 1000-1450 lbs 1st to 3rd stage 1175.00-1385.00 per head

COW & CALF PAIRS: Medium and Large 1-2 2-8 yrs 1050-1400 lbs 150-300 lb calves 1460.00-2100.00 per pair

NORTHEAST MISSOURI WEEKLY SUMMARY

(Bowling Green, Kingdom City, Palmyra)

Receipts: 6,104 Week ago: 2,478 Year ago: 7,405

Compared to last week, steers and heifers firm to 10.00 higher, spots up to 15.00 higher on some midweight heifers. Slaughter cows steady to firm.

FEEDER STEERS:

Medium and Large 1

300-400 lbs.	265.00-288.00
400-500 lbs.	241.00-265.00
500-600 lbs.	225.00-257.00
600-700 lbs.	213.00-231.00
700-750 lbs.	200.50-212.00
800-900 lbs.	185.00-194.20

FEEDER HEIFERS:

Medium and Large 1

300-400 lbs.	261.00-265.00
400-500 lbs.	220.00-242.00
500-600 lbs.	208.00-239.00
600-650 lbs.	195.00-200.50
700-750 lbs.	182.00-187.00

SLAUGHTER BULLS: Yield Grade 1-2 1370-2350 lbs 107.50-120.50; high dressing 121.50-137.00, low dressing 93.00-107.00.

SLAUGHTER COWS: Breaking and Boning, (70-85% lean) 86.00-101.50; high dressing 96.00-107.50; low dressing 76.00-94.00. Lean (85-90%) 78.00-91.00

SLAUGHTER STEERS: Select and Choice 1-3 169.00. Select and Choice 2-3 164.00-165.50. Select 1-2 161.00. Select 2-3 153.50-164.00.

SLAUGHTER HEIFERS: Choice 2-3 166.00-168.00. Select and Choice 2-3 159.50-164.50. Select 2-3 156.00-160.00.

BRED COWS: Medium and Large 1-2 2-8 yrs 1088-1408 lbs 2nd to 3rd stage 1550.00-1950.00, 1st stage 1250.00-1450.00; 5-8 yrs 1116-1345 lbs 2nd stage 1500.00-1575.00 per head

COW/CALF PAIRS: Medium and Large 1 2-8 yrs 1200-1350 lbs with >300 lb calves 2500.00-2650.00/ pair. Medium and Large 1-2 2-4 yrs 1050-1100 with 150-300 lb calves 2350.00-2700.00 per pair

NORTH CENTRAL MISSOURI WEEKLY SUMMARY

(Macon, Unionville, Green City, New Cambria)

Receipts: 4,281 Week ago: 2,861 Year ago: 5,280

Compared to two weeks ago, steers under 550 lbs and all heifers 15.00-20.00 higher, steers over 550 lbs 6.00 to 10.00 higher. Slaughter cows 3.00 to 5.00 higher.

*Some sale barns on a bi-weekly schedule and may not have a sale each week.

FEEDER STEERS:

Medium and Large 1

400-500 lbs.	250.00-325.00
500-600 lbs.	239.00-275.00
600-700 lbs.	218.00-238.70
700-800 lbs.	205.00-225.00
800-900 lbs.	199.50-202.85

FEEDER HEIFERS:

Medium and Large 1

400-500 lbs.	229.00-249.00
500-550 lbs.	216.00-239.00
600-700 lbs.	188.50-218.00
700-800 lbs.	186.50-193.25

SLAUGHTER BULLS: Yield Grade 1-2 1595-1850 lbs 98.00-115.00

SLAUGHTER COWS: Breaking and Boning, (70-85% lean) 81.00-98.50; high dressing 96.50-104.50. Lean (85-90%) 69.00-81.00

BRED COWS: Scarce

COW & CALF PAIRS: Scarce

SOUTHEAST MISSOURI WEEKLY SUMMARY

(Jackson and Farmington)

Receipts: 1,751 Week ago: 1,689 Year ago: 1895

Compared to last week, feeders sold steady to 6.00 higher, with 500-600 lbs. up to 10.00 higher. Slaughter cows sold 1.00-2.00 higher and bulls sold 1.00 higher.

FEEDER STEERS:
Medium and Large 1

300-400 lbs. 219.00-262.00
400-500 lbs. 225.00-257.00
500-600 lbs. 211.00-245.00
600-700 lbs. 190.00-210.00
700-800 lbs. 170.00-190.00
800-900 lbs. 170.00-187.00

FEEDER HEIFERS:
Medium and Large 1

300-400 lbs. 190.00-237.00
400-500 lbs. 190.00-230.00
500-600 lbs. 185.00-225.00
600-700 lbs. 179.00-198.00
Pkg 757 lbs. 179.00

SLAUGHTER BULLS: Yield
Grade 1-2 1300-2505 lbs. 91.00-107.50; high dressing 110.00-120.00

SLAUGHTER COWS: Breaking and Boning (75-85% lean) 75.00-88.00; high dressing 87.50-101.00. Lean (85-90% lean) 64.00-74.00

BRED COWS: Medium and Large 2 Scarce

COW & CALF PAIRS: Scarce

EAST CENTRAL MISSOURI WEEKLY SUMMARY

(Cuba, Vienna)

Receipts: 1,999 Week ago: 2,072 Year ago: 1,561

Compared to last week, feeders steady to 8.00 higher, except heifers under 475 lbs 3.00-5.00 lower. Slaughter cows steady to 2.00 higher.

FEEDER STEERS:
Medium and Large 1

300-400 lbs. 256.00-284.00
400-500 lbs. 245.00-273.00
500-600 lbs. 232.00-267.50
600-700 lbs. 202.00-229.00
700-800 lbs. 191.75-200.00

FEEDER HEIFERS:
Medium and Large 1

300-400 lbs. 225.00-238.00
400-500 lbs. 225.00-236.00
500-600 lbs. 207.00-230.00
600-700 lbs. 197.00-205.00

SLAUGHTER BULLS: Yield
Grade 1-2 1340-2000 lbs 108.00-122.00; high dressing 123.00-124.00; low dressing 85.00-108.00

SLAUGHTER COWS: Breaking and Boning, (70-85% lean) 90.50-102.00; high dressing 98.50-107.50; low dressing 83.00-93.00. Lean (85-90%) 80.50-92.00

BRED COWS: Medium and Large 1-2 2-8 yrs 950-1575 lbs 1st to 3rd stage 1375.00-2025.00 per head

COW & CALF PAIRS: Medium and Large 1-2 2-8 yrs 1175-1400 lbs 150-300 lb calves 2300.00-2550.00 per pair

NORTHWEST MISSOURI WEEKLY SUMMARY

(Tina)

Receipts: 1,501 Two Weeks ago: 1,791

Compared to two weeks ago, steers and heifers 5.00 to 10.00 higher, spots as much as 20.00 higher, with that full advance on 550-650 lb heifers. Slaughter cows 1.00 to 3.00 higher.

FEEDER STEERS:
Medium and Large 1

14 hd 388 lbs. 266.00
400-500 lbs. 240.00-263.00
500-600 lbs. 229.00-247.00
600-700 lbs. 211.00-224.50
700-750 lbs. 191.00-207.00

FEEDER HEIFERS:
Medium and Large 1

350-400 lbs. 228.00-237.00
400-500 lbs. 217.00-230.00
500-600 lbs. 208.50-228.50
600-700 lbs. 195.00-207.25

SLAUGHTER BULLS: Yield
Grade 1-2 1400-2050 lbs 110.00-124.00

SLAUGHTER COWS: Breaking and Boning, (70-85% lean) 83.50-105.50; high dressing 101.00-107.00. Lean (85-90%) 75.00-87.00.

BRED COWS: Scarce

COW & CALF PAIRS: Scarce

AFTERNOON NATIONAL SLAUGHTER CATTLE REVIEW

Thus far on Friday negotiated cash trade was mostly inactive on light to moderate demand in all feeding regions. Not enough purchases in any feeding region. The latest established market was on Thursday in the Western Cornbelt with live purchases from 175.00-177.00 and dressed purchases at 280.00. On Wednesday in the Southern Plains live purchases traded at 170.00. In Nebraska on Wednesday live purchases traded from 172.00-177.00 with dressed purchases from 275.00-280.00.

Negotiated Cash Sales:

Confirmed:	1,221	Week Ago:	3,824	Year Ago:	2,909
Week to date:	102,052	Week Ago:	92,666	Year Ago:	95,229

<u>Live Basis</u>	<u>Steers</u>	<u>Heifers</u>
Over 80% Choice	174.00-175.00 avg 174.58	-
65-80% Choice	-	-
35-65% Choice	-	-
0-35% Choice	-	-
Total All Grades	174.00-175.00 avg 174.58	-
Dressed Basis		
Over 80% Choice	280.00-280.00 avg 280.00	-
65-80% Choice	-	-
35-65% Choice	-	-
0-35% Choice	-	-
Total All Grades	280.00-280.00 avg 280.00	-

<u>All Beef Type Steers/Heifers</u>	<u>Head</u>	<u>Avg Wt</u>	<u>Price Range</u>	<u>Wtd Avg</u>
Live FOB	889	1391.1	161.11-176.00	172.04
Live Del	-	-	-	-
Dressed Del	283	871.4	277.00-280.00	279.57
Dressed FOB	-	-	-	-

WEEKLY COMMODITY FUTURES TRENDS

Compared to last week, Live Cattle 0.63 to 2.72 higher, Lean Hogs 1.10 to 3.45 lower, Feeder Cattle 0.15 to 1.80 higher.

Daily Futures Closes

	Mon.	Tues.	Wed.	Thu.	Fri.
Cattle					
Apr	168.12	167.60	168.40	171.07	Holiday
Jun	161.22	160.22	160.30	163.10	
Aug	160.75	159.77	159.97	162.30	
Oct	165.12	164.17	164.35	166.07	
Dec	170.12	169.22	169.35	170.90	
Lean Hogs					
Apr	74.52	72.22	73.40	74.15	Holiday
May	84.37	82.17	81.30	82.20	
Jun	91.42	89.57	88.37	88.17	
Jul	94.32	92.75	91.42	91.27	
Aug	95.02	93.65	92.45	92.22	
Fdr Cat					
Apr	198.95	197.95	197.82	200.62	Holiday
May	203.15	202.27	202.10	205.40	
Aug	220.70	219.50	219.22	222.60	
Sep	223.42	222.60	222.22	225.35	
Oct	225.10	224.67	224.22	227.20	
Milk					
Apr	18.79	18.64	18.67	18.69	Holiday
May	18.36	18.16	18.06	17.95	
Jun	18.41	18.36	18.29	18.18	

WEEKLY COMMODITY GRAIN FUTURES TRENDS

Compared to last week, Soybeans 0.09 to 0.12 lower, Wheat 0.14 to 0.16 lower, Corn 0.09 to 0.16 lower, KC Wheat 0.12 to 0.16 lower, Soybean Meal 6.10 to 11.70 lower.

Daily Grain Futures Closes

	Mon.	Tues.	Wed.	Thu.	Fri.
Soybeans					
May	1522	1517 1/2	1511	1491 1/2	Holiday
Jul	1495	1482 3/4	1477 3/4	1462 1/2	
Aug	1440 1/2	1428 1/2	1424 1/4	1412 1/2	
Sep	1363	1351	1347 1/4	1338 1/4	
Nov	1332 3/4	1320	1316	1309 3/4	
Wheat					
May	693 1/2	691 1/2	682	675 1/2	Holiday
Jul	706 3/4	704	694 3/4	688	
Sep	719 3/4	716 3/4	708 1/4	700 3/4	
Dec	738 1/4	734 3/4	726 1/2	719 1/2	
Mar	750	746 1/2	738 1/4	731	
Corn					
May	657 3/4	653 3/4	652 3/4	643 1/2	Holiday
Jul	637	628	627 1/2	619 3/4	
Sep	578 1/4	569 1/4	569 1/4	564 1/4	
Dec	567 1/2	560	560 3/4	556 3/4	
Mar	575	567 3/4	568 1/4	564 1/2	
KC Wheat					
May	875 1/4	872 1/2	861 1/2	864 1/2	Holiday
Jul	861 1/4	857 3/4	843	846	
Sep	857	854 1/2	839 3/4	842	
Dec	857 1/2	855	841 1/2	843 1/2	
Mar	854 3/4	853	840	842 1/4	
SB Meal					
May	464.20	457.40	450.60	454.30	Holiday
Jul	460.00	453.10	446.80	449.70	
Aug	450.10	444.00	438.60	440.90	
Sep	436.70	431.50	427.00	428.30	
Oct	425.60	421.30	417.50	417.10	

MISSOURI GRAIN WEEKLY TRENDS

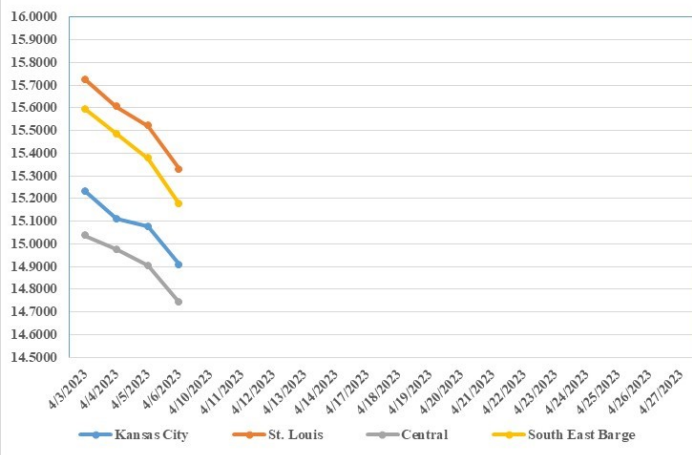
Compared to last week, Soybeans 0.08 to 0.26 lower, Wheat 0.17 to 0.19 lower, Corn 0.18 to 0.22 lower, Sorghum 0.12 to 0.17 lower.

Area	#1 Soybeans	#2 Soft Wheat	#2 Corn	#2 Grain Sorghum
Kansas City				
Friday**	14.91-15.06	7.08	6.86-7.06	6.96
Monday	15.10-15.35	7.10	6.83-6.98	6.93
Tuesday	14.98-15.23	7.08	6.79-6.94	6.89
Wednesday	14.93-15.18	6.98	6.78-6.93	6.88
Thursday	14.77-14.97		6.68-6.83	6.78
Friday	Holiday		holiday	Holiday
St. Louis				
Friday**	15.58	6.82-6.97	7.03	7.26-7.31
Monday	15.71-15.74	6.84-6.97	7.10-7.02	7.28
Tuesday	15.60-15.62	6.82-6.95	6.97	7.24
Wednesday	15.51-15.53	6.72-6.85	6.93-6.95	7.23
Thursday	15.32-15.33		6.83	7.13-7.18
Friday	Holiday		Holiday	Holiday
Central				
Friday**	14.81-14.91	6.67	6.81-6.86	---
Monday	14.97-15.07	6.69	6.78-6.83	---
Tuesday	14.93-15.03	6.67	6.74-6.79	---
Wednesday	14.83-14.96	6.57	6.73-6.78	---
Thursday	14.67-14.77		6.63-6.68	---
Friday	Holiday		Holiday	---
S.E. MO				
Friday**	15.31-15.56	---	6.86-7.03	---
Monday	15.47-15.72	---	6.83-7.00	---
Tuesday	15.38-15.68	---	6.78-6.94	---
Wednesday	15.31-15.51	---	6.76-6.93	---
Thursday	15.07-15.32	---	6.63-6.81	---
Friday	Holiday	---	Holiday	---

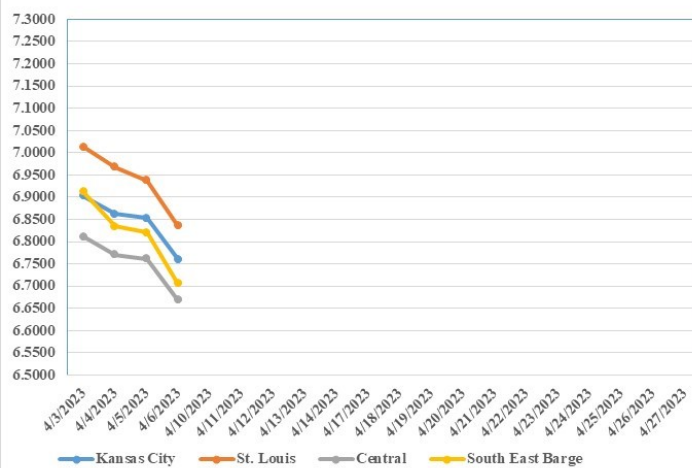
(PRICES PER BUSHEL) *NEW CROP **PREVIOUS WEEK'S PRICES
*Bids calculated using Kansas City, St. Louis, and St. Joseph bids

MONTHLY GRAIN CROP

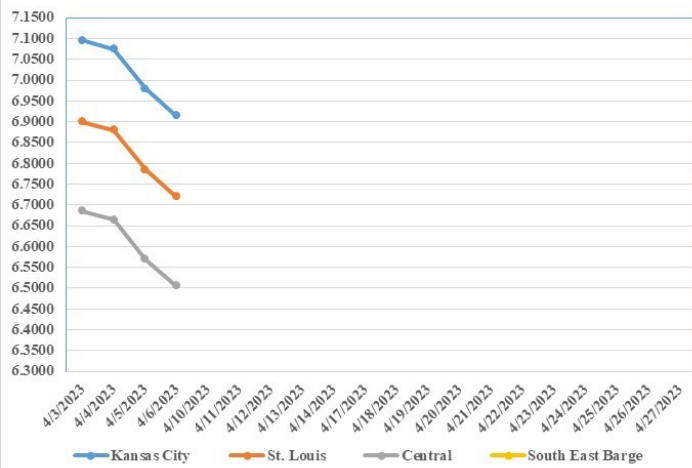
April 2023 Soybean Bids



April 2023 Corn Bids



April 2022 Wheat Bids



*Axis value ranges may be updated to reflect data points.

WHOLESALE FEEDSTUFFS PRICES (DOLLARS PER TON-BULK BASIS)

Area	Soybean Hulls Pellets	Soybean Meal 46.5-48%	Corn Gluten Pellets 21%	Wheat Middlings
Kansas City	155.00	452.80	265.67	160.00
St. Louis	n/a	n/a	267.50	162.50

GRAIN CRUSHINGS AND CO-PRODUCTS PRODUCTION

Total corn consumed for alcohol and other uses was 444 million bushels in February 2023. Total corn consumption was down 10 percent from January 2023 and down 3 percent from February 2022. February 2023 usage included 91.9 percent for alcohol and 8.1 percent for other purposes. Corn consumed for beverage alcohol totaled 3.36 million bushels, down 45 percent from January 2023 and down 17 percent from February 2022. Corn for fuel alcohol, at 400 million bushels, was down 9 percent from January 2023 and down 2 percent from February 2022. Corn consumed in February 2023 for dry milling fuel production and wet milling fuel production was 91.5 percent and 8.5 percent, respectively.

Dry mill co-product production of distillers dried grains with solubles (DDGS) was 1.56 million tons during February 2023, down 9 percent from January 2023 and down 8 percent from February 2022. Distillers wet grains (DWG) 65 percent or more moisture was 1.16 million tons in February 2023, down 8 percent from January 2023 and down 11 percent from February 2022.

Wet mill corn gluten feed production was 247,817 tons during February 2023, down 8 percent from January 2023 but up 4 percent from February 2022. Wet corn gluten feed 40 to 60 percent moisture was 185,051 tons in February 2023, down 11 percent from January 2023 and down 3 percent from February 2022.

FATS & OILS: OILSEED CRUSH, PRODUCTION, CONSUMPTION & STOCKS

Soybeans crushed for crude oil was 5.31 million tons (177 million bushels) in February 2023, compared with 5.73 million tons (191 million bushels) in January 2023 and 5.23 million tons (174 million bushels) in February 2022. Crude oil produced was 2.09 billion pounds down 7 percent from January 2023 but up 1 percent from February 2022. Soybean once refined oil production at 1.68 billion pounds during February 2023 decreased 3 percent from January 2023 but increased 8 percent from February 2022. **Canola seeds crushed** for crude oil was 171,529 tons in February 2023, compared with 204,340 tons in January 2023 and 130,398 tons in February 2022. Canola crude oil produced was 137 million pounds, down 17 percent from January 2023 but up 36 percent from February 2022. Canola once refined oil production, at 144 million pounds during February 2023, was down 8 percent from January 2023 but up 48 percent from February 2022. **Cottonseed once refined** oil production, at 34.8 million pounds during February 2023, was down 6 percent from January 2023 and down 22 percent from February 2022.

MISSOURI CROP PROGRESS AND CONDITION 04/03/23

There were 3.0 days suitable for fieldwork during the week ending April 2, 2023. Temperatures last week averaged 49.3 degrees, 0.7 degrees below normal. Precipitation averaged 0.44 inches, 0.61 inches below normal. Topsoil moisture supply rated 1 percent very short, 3 percent short, 81 percent adequate, and 15 percent surplus. Subsoil moisture supply rated 2 percent very short, 11 percent short, 78 percent adequate, and 9 percent surplus. Winter wheat condition rated 1 percent very poor, 2 percent poor, 22 percent fair, 73 percent good, and 2 percent excellent.

Date	Very Poor	Poor	Fair	Good	Excellent
4/2/23	1	2	22	73	2
4/2/22	-	3	39	51	7

MISSOURI WEEKLY HAY SUMMARY 04/06/23

Farmers are finally getting decent weather to get spring task done. Field tillage and fertilizers were being applied to many fields and even some corn planted now as well. Buggy tracks can also be seen in many pastures and hay fields. The warmer weather has grass growing enough now some are all but done feeding and turning out for the summer and those that have not yet shouldn't be too far behind if the sun will keep shining. The supply of hay is light, demand is moderate and prices are steady. The Missouri Department of Agriculture has a hay directory visit <http://mda.mo.gov/abd/haydirectory/> for listings of hay <http://agebb.missouri.edu/haylst/>

- Alfalfa - Supreme 250.00-300.00, small square 10.00-15.00 per bale
- Alfalfa - Premium 180.00-250.00
- Alfalfa - Good 150.00-180.00, small square 5.00-9.00 per bale
- Alfalfa - Fair 125.00-150.00
- Alfalfa/grass mix - Good/Premium small square 5.00-9.00 per bale
- Mixed grass - Good/Premium 125.00-175.00
- Mixed grass - Fair/Good 100.00-150.00, small square 5.00-8.00 per bale
- Mixed grass - Fair 50.00-100.00 per large round bale
- Corn stalk - 35.00-55.00 per round bale
- Wheat straw - 4.00-7.00 per small square bale

Please Note: The above volumes (tonnage, acres, and bales) listed on this USDA LPGMN report are for confirmed trades only, it does not include estimated volume (tonnage) for bids or offers to the trade. The current hay directory can be found at: [Hay Directory](#)
List your hay for sale at: [Hay Listing Online Form](#)
Explanation of Hay Quality Guidelines: [Hay Quality Designation Guidelines](#)
Glossary of Terms: [Livestock, Poultry, and Grain Hay Terms](#)

MISSOURI WEEKLY SHEEP/GOAT AUCTION SUMMARY

Receipts: 3,141 Week Ago: 1,001 Last Year: 789

SHEEP: Feeder lambs Small and Medium 1-2 40-50 lbs 165.00-220.00. Small and Medium 1-2 hair 20-50 lbs 220.00-320.00, fancy 340.00, replacements 280.00-360.00, thin 185.00-205.00. Slaughter lambs Choice and Prime 1-3 w/s 50-70 lbs 245.00-255.00; 115-140 lbs 125.00-135.00. Choice and Prime 1-3 hair 50-80 lbs 220.00-280.00, pkg 91 lbs 210.00. Choice 1-3 hair 50-75 lbs 200.00-240.00; 90-100 lbs 92.50-160.00. Good 1-2 hair 10 hd 90 lbs 125.00. Slaughter ewes Utility and Good 1-3 125-160 lbs 85.00-87.50. Good 1-2 hair pkg 105 lbs 130.00. Good 2-3 hair 10 hd 122 lbs 135.00. Good 2-3 115-145 lbs 125.00-130.00/hd. Utility and Good 1-3 75-180 lbs 80.00-140.00. Utility and Good 1-3 75-105 lbs 80.00-125.00/hd. Cull and Utility 1-2 hair 15 hd 62 lbs 115.00; 75-100 lbs 50.00-100.00. Bucks 1-2 hair 100-180 lbs 80.00-150.00. Replacement ewes hair Small and Medium 1-2 <1 yrs 50-60 lbs open 160.00-180.00/hd; pkg 62 lbs 235.00/hd; 1-2 yrs 82 lbs exp 135.00-140.00/hd; 1-2 yrs 80-95 lbs spr 140.00-175.00/hd; 2-4 yrs 90-120 lbs exp 140.00-185.00/hd; 2-4 yrs 120-135 lbs spr 130.00-240.00/hd; 2-4 yrs 124 lbs spr fleshy 270.00-295.00/hd; 4-6 yrs 100-110 lbs exp 135.00/hd. Families Small and Medium 1-2 1-2 yrs 100-115 lbs exp with <20 lb lambs 420.00-465.00/fam; 2-4 yrs 85-120 lbs exp with <20 lb lambs 160.00-360.00/fam; 4-6 yrs 90-100 lbs exp with <20 lb lambs 170.00-220.00/fam; >6 yrs 72 lbs exp with <20 lb lambs 140.00/fam. Small and Medium 1-2 1-2 yrs 96 lbs exp with 20-40 lb lambs 270.00/fam; 2-4 yrs 95-125 lbs exp with 20-40 lb lambs 255.00-390.00/fam.

GOATS: Feeder kids Selection 1 20-45 lbs 300.00-375.00. Selection 2 20-50 lbs 205.00-305.00. Selection 3 20-45 lbs 155.00-200.00, pygmies 110.00-160.00. Wether kids Selection 2 40-50 lbs 150.00-200.00. Slaughter kids Selection 1 50-80 lbs 260.00-375.00. Selection 2 50-85 lbs 220.00-300.00. Slaughter nannies/does Selection 1-2 70-140 lbs 85.00-150.00; pygmies 45-65 lbs 105.00-185.00. Slaughter bucks/billies Selection 1-2 40-75 lbs pygmies 125.00-185.00; 50-165 lbs 120.00-200.00. Wethers Selection 1-2 80-90 lbs 200.00-215.00; 100-140 lbs 175.00-180.00. Replacement nannies/does Selection 1-2 <1 yrs 150 lbs exp 140.00; 1-2 yrs 82 lbs exp 165.00; 2-4 yrs 150-185 lbs bred 135.00-230.00; 2-4 yrs 80-100 lbs exp 200.00-245.00; 2-4 yrs 100-135 lb exp 145.00-185.00. Selection 1-2 1-2 yrs 70-80 lbs bred 140.00-225.00/hd. Families Selection 1-2 2-4 yrs 75-125 lbs exp with <20 lb kids 160.00-495.00/fam.

Explanatory Notes: Stage - Represents estimated lambing/kidding period (Open, Exp=exposed, Bred, Fall = Sep-Nov, Win = Dec-Feb, Spr = Mar-May, Sum=Jun-Aug; w/s = woolled and shorn; /hd= per head; /fam=per family
All price CWT unless otherwise noted.

MISSOURI DROUGHT MONITOR

Date	None	D0	D1	D2	D3	D4
04/04/23	91.14	7.08	1.58	0.21	0	0
03/28/23	92.55	5.92	1.32	0.21	0	0
04/05/22	99.99	0.01	0	0	0	0

Reflects percentage of Missouri impacted by drought.
D0 Abnormally Dry; D1 Moderate Drought; D2 Severe Drought; D3 Extreme Drought; D4 Exceptional Drought

NATIONAL DIRECT DELIVERED FEEDER PIG REPORT

04/07/23 Receipts: 75,273 Week ago: 83,736 Year Ago: 95,376
Early weaned pigs 6.00/hd lower. Feeder pigs 8.00/hd lower.
Early weaned pigs 10-12 lbs. basis: Cash 45,620 head 19.00-38.00, weighted average 28.06.
Formula 22,274 head 34.22-50.70, weighted average 41.89.
Feeder pigs 40 pounds basis: Cash 7,379 head 65.00-82.00, weighted average 72.50

NATIONAL DAILY DIRECT PRIOR DAY HOG REPORTS FOR 04/07/23

BARROWS AND GILTS (Carcass Basis): 3,564 head
Base Carcass Price 65.00-74.00, weighted average 71.50

SOWS (Live Basis): 6,320 head
300-500 lbs. 20.00-58.50
Over 500 lbs. 30.00-62.00

MISSOURI WEEKLY DIRECT SLAUGHTER CATTLE REPORT 04/07/23

Weekly Receipts: 560 Week ago: 360 Year ago: 420
Trade as of Friday morning; trade is light to moderate with flat dressed sales 5.00 higher. Grid dressed sales 7.00 higher.

LIVE STEERS & HEIFERS: No sales reported
DRESSED STEERS & HEIFERS: 5 loads Wednesday flat 275.00
1 load Thursday flat 280.00

GRADE AND WEIGHT (Grid):
8 loads 282.00

Click here for the current [National Crop Progress](#)
Click here for the current [Missouri Crop Progress](#)