

# Weekly Market Summary

Published by:  
**Missouri Department of Agriculture**  
**Ag Business Development Division**  
**Market News Program**



Chris Chinn, Director  
 Jill Wood, Division Director  
 Tony Hancock, Editor  
<http://www.ams.usda.gov/marketnews.htm>  
[agmarketnews.mo.gov](http://agmarketnews.mo.gov)

Michael L. Parson, Governor

Volume XLIII, Number 23 ♦ P.O. Box 630, Jefferson City, MO 65102 ♦ (573) 751-4211 ♦ Monday, June 12, 2023

## MISSOURI WEEKLY FEEDER CATTLE WEIGHTED AVERAGE REPORT

Receipts: 48,767 Week ago: 13,264 Year ago: 37,995

Steers and Heifers Medium and Large 1—Weighted average weights and prices

STEERS: Medium and Large 1

HEIFERS: Medium and Large 1

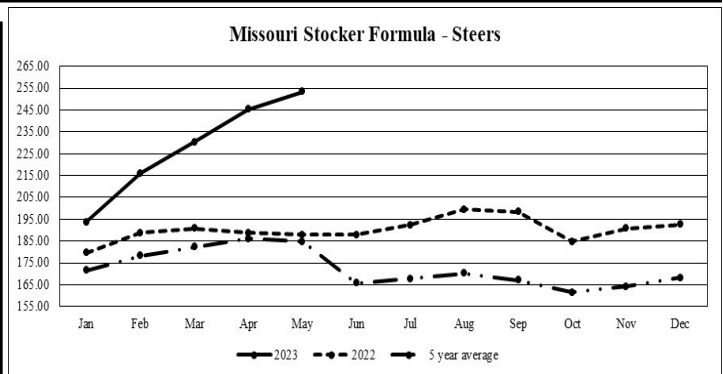
328 lbs. 303.75	526 lbs. 284.40	724 lbs. 231.94	917 lbs. 215.08	331 lbs. 273.13	525 lbs. 256.89	722 lbs. 222.47
374 lbs. 303.45	572 lbs. 275.43	769 lbs. 230.02	956 lbs. 210.86	377 lbs. 271.53	573 lbs. 249.17	772 lbs. 215.39
419 lbs. 299.49	624 lbs. 258.56	824 lbs. 216.56	1003 lbs. 197.50	425 lbs. 266.62	621 lbs. 236.34	810 lbs. 196.18
476 lbs. 296.33	668 lbs. 250.54	876 lbs. 217.43		475 lbs. 262.02	677 lbs. 234.76	865 lbs. 196.16

### MISSOURI STEER (HEIFER) STOCKER FORMULA 06/12/2023

Monday's Missouri Stocker formula consists of **11,661 (11,484)** head with a weighted average weight of **538.93 (527.17)** lbs. and a price value of **272.21 (245.50)**, 3.08 higher (6.54 higher) than last week. This a rolling seven day calculated weighted value which combines all Feeder Steers reported by MDA/USDA Market News Service weighing from 400-649 lbs. in the Medium and Large 1 and Medium and Large 1-2 frame and muscle classifications, including all comment cattle except Brahman X. Heifer values are in parentheses.

### MISSOURI WEEKLY CATTLE AUCTION SUMMARY

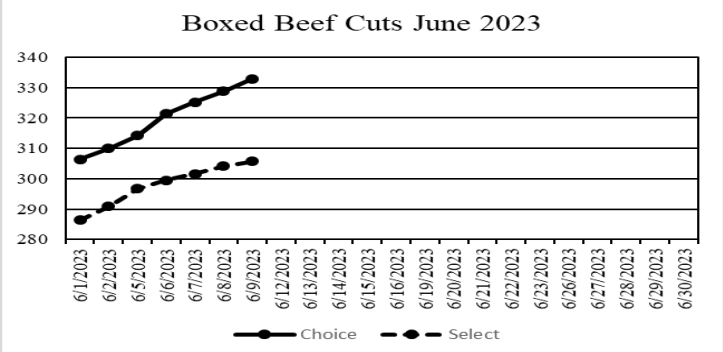
Compared to last week, feeders sold steady to 10.00 higher, with some spots of 10.00 to 20.00 higher. The feeder supply was heavy, just a couple gooseneck loads short of being the second largest volume week of the year. Many auctions barns saw very long hours with a few seeing the sunrise before the last cattle got sold. Demand was good to very good and several early week barns had to play catch up after being closed last week. Some areas finally received some rain over the weekend and although very thankful much more is needed as near 87 percent of the state is in drought status. Some notable drafts from this week included 44 head of 440 lb. steers at Joplin Regional Stockyards which sold for 315.00. Callaway Livestock Center sold 30 head of 531 lb. steers for 302.00. Kingsville Livestock Market sold 44 head of thin fleshed steers 719 lbs. at 269.50. a load of 893 lb. steers at Green City Livestock Market sold for 225.25. Boxed beef cutouts leaped higher this week. Choice closed at 332.93, up 23.00 and select closed at 305.71, up 14.78 compared to last Friday. Negotiated feedlot sales as of Friday afternoon totaled 105k head. Fed cattle prices were sharply higher for a second week once again setting new records. Live sales were reported from 185.00-186.00 in the south and 188.00-194.00 in the north. Dressed sales in the north ranged from 298.00-300.00. The Missouri Stocker Formula consist of 11,661 head with a weighted average weight of 538.93 lbs. and a price value of 272.21, 3.08 higher than last week. The steer/heifer spread is 26.71.



\*Graph is updated the first Monday of each month. Axis value ranges may be updated to

### NATIONAL BOXED BEEF CUTOUT/BOXED BEEF CUTS

<u>DATE</u>	<u>CHOICE</u>	<u>SELECT</u>	<u>TOTAL LOADS</u>
06/05	314.19	296.73	98
06/06	321.40	299.44	126
06/07	325.19	301.56	119
06/08	328.73	304.10	109
06/09	332.93	305.71	81
<b>5 Day Simple Average</b>	<b>324.49</b>	<b>301.51</b>	



\*Axis value ranges may be updated to reflect data points.

### WEEKLY LIVESTOCK SLAUGHTER 06/10/23

	<u>CATTLE</u>	<u>HOGS</u>	<u>SHEEP</u>
Week to Date:	621,000	2,363,000	35,000
Last Week:	573,000	2,028,000	29,000
Last Year:	671,000	2,366,000	33,000

The Weekly Market Summary, as well as historical summaries, are available on our website <https://agmarketnews.mo.gov/summaries>  
 Market News Hotline: 1-573-522-9244

**SOUTHWEST MISSOURI WEEKLY SUMMARY**

(Joplin and Springfield)

Receipts: 17,735 Week ago: 1,966 Year ago: 13,680

Compared to last test, feeders sold 10.00-25.00 higher with some calves 30.00 higher. Slaughter cows sold steady to 4.00 lower, bulls sold steady.

**FEEDER STEERS:**  
Medium and Large 1

300-400 lbs.	290.00-320.00
400-500 lbs.	274.00-323.00
500-600 lbs.	258.00-287.00
600-700 lbs.	231.00-262.50
700-800 lbs.	215.00-240.00
800-900 lbs.	208.00-219.00
900-950 lbs.	214.00-220.50

**FEEDER HEIFERS:**  
Medium and Large 1

300-400 lbs.	255.00-293.00
400-500 lbs.	245.00-287.00
500-600 lbs.	237.00-264.00
600-700 lbs.	217.00-247.00
700-800 lbs.	198.00-232.50
Load 804 lbs.	200.00

**FEEDER HOLSTEIN STEERS**  
Large 3

scarce

**SLAUGHTER COWS:** Breaking and Boning (70-85% lean) 88.50-105.50, high dressing 99.00-111.00; low dressing 81.00-97.00. Lean (85-90%) 75.00-96.50

**SLAUGHTER BULLS:** Yield Grade 1-2 1200-2270 lbs. 110.00-127.00; high dressing 126.00-142.50; low dressing 96.00-111.00

**BRED COWS:** Medium and Large 1 2-8 yrs 1120-1520 lbs. 2nd and 3rd stage 1450.00-1950.00, fancy up to 2475.00. Medium and Large 1-2 2-8 yrs 940-1450 lbs 2nd and 3rd stage 1070.00-1585.00, 1st stage 950.00-1225.00 per head

**COW & CALF PAIRS:** Medium and Large 1 1070-1250 lbs calves baby to >300 lbs some bred back 1900.00-2500.00 per pair

**SOUTH CENTRAL MISSOURI WEEKLY SUMMARY**

(West Plains, Phillipsburg)

Receipts: 6,906 Week ago: 4,232 Year Ago: 5,905

Compared to last week, feeders sold steady to 15.00 higher, with some spots of 20.00 higher. Slaughter cows and bulls sold steady to 3.00 higher, with some high dressing bulls 6.00 higher.

**FEEDER STEERS:**  
Medium and Large 1

300-400 lbs.	285.00-301.00
400-500 lbs.	276.00-303.00
500-600 lbs.	263.00-292.50
600-700 lbs.	242.00-262.00
700-800 lbs.	214.00-223.00
800-900 lbs.	199.00-224.75

**FEEDER HEIFERS:**  
Medium and Large 1

400-500 lbs.	244.00-268.00
500-600 lbs.	227.00-267.00
600-700 lbs.	219.00-234.00
700-800 lbs.	190.00-205.50

**FEEDER HOLSTEIN STEERS**  
Large 3

Scarce

Scarce

**SLAUGHTER COWS:** Breaking and Boning (70-85% lean) 87.50-107.00, high dressing 103.00-120.00; low dressing 81.00-96.00. Lean (85-90%) 74.50-96.00

**SLAUGHTER BULLS:** Yield Grade 1-2 1105-2280 lbs. 104.50-124.00; high dressing 125.00-140.00; low dressing 85.00-110.00

**BRED COWS:** Medium and Large 1-2 2-8 yrs 1010-1550 lbs 2nd and 3rd stage 1150.00-1700.00, pkg 1st stage 1625.00. Medium and Large 2 2-8 yrs 925-1205 lbs 2nd and 3rd stage 950.00-1200.00 per head.

**COW & CALF PAIRS:** Medium and Large 1-2 few 2-8 yrs 1050-1100 lbs 150-300 lb calves 1400.00-1650.00 per pair few aged 1475.00 per pair.

**BRED HEIFERS:** Medium and Large 1-2 950-1075 lbs 1st to 3rd stage 850.00-1200.00 per head

**WEST CENTRAL MISSOURI WEEKLY SUMMARY**

(Kingsville, Windsor, Butler)

Receipts: 8,547 Week ago: 6,409 Year ago: 8,746

Compared to last week, feeders sold steady to 10.00 higher, spots 15.00 higher. Slaughter cows sold mostly steady.

**FEEDER STEERS:**  
Medium and Large 1

300-400 lbs.	281.00-325.00
400-500 lbs.	280.00-317.50
500-600 lbs.	267.00-304.00
600-700 lbs.	228.00-293.50
700-800 lbs.	200.00-243.00
2 loads 853 lbs.	222.35

**FEEDER HEIFERS:**  
Medium and Large 1

300-400 lbs.	236.00-296.00
400-500 lbs.	239.00-279.00
500-600 lbs.	227.50-270.00
600-700 lbs.	221.00-246.00
700-800 lbs.	201.00-235.10
800-900 lbs.	188.00-200.50

**SLAUGHTER BULLS:** Yield Grade 1-2 1350-1625 lbs 109.00-125.00; low dressing 105.00-109.00

**SLAUGHTER COWS:** Breaking and Boning (70-85% lean) 94.00-110.50, high dressing 104.50-114.00; low dressing 87.00-93.00. Lean (85-90%) 75.00-91.00

**BRED COWS:** Scarce

**COW & CALF PAIRS:** Scarce

**NORTHEAST MISSOURI WEEKLY SUMMARY**

(Bowling Green, Kingdom City, Palmyra)

Receipts: 8,333 Week ago: 1,897 Year ago: 6,285

Compared to two weeks ago feeders sold 10.00 to 20.00 higher. Slaughter cows sold steady to 3.00 higher.

**FEEDER STEERS:**  
Medium and Large 1

400-500 lbs.	282.00-317.00
500-600 lbs.	256.00-305.50
600-700 lbs.	229.00-272.50
700-800 lbs.	220.00-237.75
800-900 lbs.	216.00-221.25
900-1000 lbs.	210.25-213.50

**FEEDER HEIFERS:**  
Medium and Large 1

300-400 lbs.	272.00-295.00
400-500 lbs.	241.00-277.00
500-600 lbs.	232.00-271.50
600-700 lbs.	224.00-246.00
700-800 lbs.	208.75-232.50
800-900 lbs.	193.00-202.25

**SLAUGHTER BULLS:** Yield Grade 1-2 1350-2250 lbs 121.00-130.00; high dressing 129.50-140.50; few low dressing 109.00-111.50

**SLAUGHTER COWS:** Breaking and Boning, (70-85% lean) 95.00-110.00; high dressing 106.00-134.00; low dressing 87.00-97.00. Lean (85-90%) 88.00-98.00

**SLAUGHTER STEERS:** Choice 2 -3 180.0-189.00. Select and Choice 1-3 175.00-182.00

**SLAUGHTER HEIFERS:** Choice 2-3 183.00-187.25. Select and Choice 2-3 178.50-182.00

**BRED COWS:** Scarce

**COW/CALF PAIRS:** Scarce

**NORTH CENTRAL MISSOURI WEEKLY SUMMARY**

(Macon, Unionville, Green City, New Cambria)

Receipts: 5,106 Week ago: 3,911 Year ago: 1,627

Feeders sold sharply higher than the last comparable auctions. \*Some sale barns on a bi-weekly schedule and may not have a sale each week.

**FEEDER STEERS:**  
Medium and Large 1

400-500 lbs.	294.00-324.00
500-600 lbs.	269.50-317.00
600-700 lbs.	246.00-277.00
700-750 lbs.	218.00-250.00
800-900 lbs.	224.00-225.25

**FEEDER HEIFERS:**  
Medium and Large 1

350-400 lbs.	277.00-285.50
400-500 lbs.	258.50-310.00
500-600 lbs.	236.00-272.00
600-700 lbs.	223.00-252.00
700-800 lbs.	215.60-239.00

**SLAUGHTER BULLS:** Yield Grade 1-2 1410-2280 lbs 118.50-129.50; high dressing 129.00-139.50

**SLAUGHTER COWS:** Breaking and Boning, (70-85% lean) 97.00-110.50; high dressing 108.00-127.50. Lean (85-90%) 89.00-102.00

**BRED COWS:** Scarce

**COW & CALF PAIRS:** Scarce

**SOUTHEAST MISSOURI WEEKLY SUMMARY**

(Jackson and Farmington)

Receipts: 2849 Two Weeks ago: 1050 Year ago: 1507  
 Compared to two weeks ago, feeders sold 7.00 to 22.00 higher.  
 Slaughter cows and bulls sold steady to 10.00 higher.

**FEEDER STEERS:**

Medium and Large 1

300-400 lbs. 250.00-307.00  
 400-500 lbs. 232.50-290.00  
 500-600 lbs. 226.00-285.00  
 600-700 lbs. 204.00-255.00  
 700-800 lbs. 191.00-222.00

**FEEDER HEIFERS:**

Medium and Large 1

300-400 lbs. 210.00-250.00  
 400-500 lbs. 197.50-260.00  
 500-600 lbs. 192.00-240.00  
 600-700 lbs. 180.00-235.00  
 700-800 lbs. 180.00-200

**SLAUGHTER BULLS:** Yield  
 Grade 1-2 1075-2545 lbs. 100.00-111.00; high dressing 111.00-139.00

**SLAUGHTER COWS:** Breaking and Boning (75-85% lean) 80.00-96.00; high dressing 95.00-119.00. Lean (85-90% lean) 66.00-80.00

**BRED COWS:** Medium and Large 2 2-8 yrs 1050-1550 lbs 2nd and 3rd stage 900.00-1485.00 per head

**COW & CALF PAIRS:** Scarce

**EAST CENTRAL MISSOURI WEEKLY SUMMARY**

(Cuba, Vienna)

Receipts: 5697 Week ago: 653 Year ago: 3289  
 Compared to two weeks ago, feeders sold 5.00 to 25.00 higher.  
 Slaughter cows steady to 4.00 higher.

**FEEDER STEERS:**

Medium and Large 1

300-400 lbs. 291.00-318.00  
 400-500 lbs. 280.00-317.00  
 500-600 lbs. 255.00-239.50  
 600-700 lbs. 241.00-284.00  
 700-800 lbs. 219.50-254.50

**FEEDER HEIFERS:**

Medium and Large 1

300-400 lbs. 242.00-265.00  
 400-500 lbs. 259.00-280.00  
 500-600 lbs. 246.00-282.00  
 600-700 lbs. 229.00-254.00  
 700-800 lbs. 211.00-239.00

**SLAUGHTER BULLS:** Yield  
 Grade 1-2 1375-2350 lbs 110.00-127.00 ind high dressing 135.50

**SLAUGHTER COWS:** Breaking and Boning, (70-85% lean) 97.00-109.00; high dressing 107.00-113.00. Lean (85-90%) 86.00-95.00

**BRED COWS:** Medium and Large 1-2 2-8 yrs 960-1275 lbs 2nd stage 1350.00-1440.00 per head

**COW & CALF PAIRS:** Scarce

**NORTHWEST MISSOURI WEEKLY SUMMARY**

(Tina)

Receipts: 2,143 Two Weeks ago: 1,512 Year ago: 2,656  
 Compared to two weeks ago, steers 15.00 to 20.00 higher, heifers 25.00 to 30.00 higher. Slaughter cows 10.00 higher.

**FEEDER STEERS:**

Medium and Large 1

400-500 lbs. 280.00-300.00  
 500-600 lbs. 270.00-295.75  
 600-700 lbs. 228.00-270.00  
 700-750 lbs. 231.00-237.00  
 800-900 lbs. 213.00-223.00

**FEEDER HEIFERS:**

Medium and Large 1

400-500 lbs. 251.00-271.00  
 500-600 lbs. 240.00-263.00  
 600-700 lbs. 234.00-243.50  
 133 hd 708 lbs. 215.25

**SLAUGHTER BULLS:** Yield  
 Grade 1-2 1320-2060 lbs 113.00-125.00; high dressing 130.00-140.00

**SLAUGHTER COWS:** Breaking and Boning, (70-85% lean) 95.50-115.00; high dressing 105.00-125.00. Lean (85-90%) 92.00-103.50

**BRED COWS:** Scarce

**COW & CALF PAIRS:** Medium and Large 1-2 2-8 yrs 1025-1325 lbs with <150 lb calves 1350.00-1685.00 per pair

**AFTERNOON NATIONAL SLAUGHTER CATTLE REVIEW**

So far for Friday in Kansas negotiated cash trading has been moderate with good demand. Compared to last week live purchases traded 6.00-8.00 higher at 186.00. In Nebraska negotiated cash trading has been slow with light demand. Compared to the last reported market on Wednesday live purchases traded 1.00-2.00 lower at 189.00. Not enough dressed purchases for a market trend. Wednesday was the last reported dressed purchase market at 300.00. In the Western Cornbelt negotiated cash trading has been limited on light demand. In the Texas Panhandle negotiated cash trading has been mostly inactive with very light demand. Not enough purchases in these two regions for a market trend. Thursday was the last reported market in the Texas Panhandle with live purchases at 185.00. Wednesday was the last reported market in the Western Cornbelt with live and dressed purchases trading at 190.00 and from 298.00-300.00, respectively.

Negotiated Cash Sales:			
Confirmed:	14,465	Week Ago:	6,315
Year Ago:	11,951	Week to date:	105,353
Week Ago:	83,065	Year Ago:	85,204

Live Basis	Steers	Heifers
Over 80% Choice	186.00-190.00 avg 188.40	186.00-189.00 avg 187.36
65-80% Choice	185.00-189.00 avg 186.30	186.00-186.00 avg 186.00
35-65% Choice	186.00-186.00 avg 186.00	185.00-185.00 avg 185.00
0-35% Choice	-	-
Total All Grades	185.00-190.00 avg 187.56	185.00-189.00 avg 186.27
Dressed Basis		
Over 80% Choice	300.00-300.00 avg 300.00	300.00-300.00 avg 300.00
65-80% Choice	300.00-300.00 avg 300.00	-
35-65% Choice	-	-
0-35% Choice	-	-
Total All Grades	300.00-300.00 avg 300.00	300.00-300.00 avg 300.00

All Beef Type Steers/Heifers	Head	Avg Wt	Price Range	Wtd Avg
Live FOB	13,578	1367.8	181.00-191.00	187.19
Live Del	-	-	-	-
Dressed Del	774	872.10	300.00-300.00	300.00
Dressed FOB	20	956.30	300.00-300.00	300.00

**WEEKLY COMMODITY FUTURES TRENDS**

Compared to last week, Live Cattle June 1.80 higher, other 1.05 to 1.82 lower, Lean Hogs near by 1.15 to 4.97 higher, others 0.25 to 0.35 lower. Feeder Cattle 2.90 to 3.50 lower.

Daily Futures Closes

	Mon.	Tues.	Wed.	Thu.	Fri.
Cattle					
Jun	177.15	179.82	179.00	178.77	178.22
Aug	173.27	175.50	173.20	172.25	171.85
Oct	176.32	178.25	175.62	174.70	174.80
Dec	179.60	181.25	178.52	177.52	177.77
Feb	183.30	184.72	181.90	180.85	180.95
Lean Hogs					
Jun	85.32	88.30	87.70	87.67	87.87
Jul	84.15	88.32	86.92	87.20	89.62
Aug	81.62	84.50	83.10	82.42	83.95
Oct	76.32	77.85	75.75	74.45	75.37
Dec	74.27	75.27	73.10	72.17	73.15
Fdr Cat					
Aug	242.60	243.25	239.10	238.65	239.00
Sep	245.62	246.52	242.27	241.47	241.70
Oct	247.65	248.82	244.55	243.45	243.50
Nov	248.50	249.95	245.80	244.57	244.57
Jan	247.72	249.20	245.40	244.10	243.92
Milk					
Jun	15.19	15.24	15.30	15.15	15.11
Jul	15.97	16.29	16.53	16.07	15.97
Aug	16.87	17.17	17.37	17.08	16.92

**WEEKLY COMMODITY GRAIN FUTURES TRENDS**

Compared to last week, Soybeans 0.13 to 0.34 higher, Wheat 0.05 to 0.11 higher, Corn 0.05 to 0.10 lower, KC Wheat 0.10 to 0.14 lower, Soybean Meal 0.60 to 2.10 lower.

**Daily Grain Futures Closes**

	Mon.	Tues.	Wed.	Thu.	Fri.
<b>Soybeans</b>					
Jul	1350	1353 1/4	1360 3/4	1363 1/4	1386 1/2
Aug	1261	1265 3/4	1267 1/4	1279 1/4	1296
Sep	1188 3/4	1193 1/4	1189 3/4	1202 1/4	1218
Nov	1179 3/4	1184 3/4	1178 1/2	1189	1204 1/4
Jan	1189	1194 1/4	1187 1/2	1198 1/4	1213 1/2
<b>Wheat</b>					
Jul	624	627 3/4	616 3/4	626 1/4	630 1/4
Sep	636 1/4	640	627 3/4	639	641 3/4
Dec	655 1/2	658 1/4	645 1/2	656 1/4	658
Mar	671 1/4	674	660 1/2	670 3/4	672
May	680 1/4	683 1/4	669 1/2	679 3/4	681
<b>Corn</b>					
Jul	597 1/2	608	604 1/4	610 1/4	604 1/4
Sep	530 1/4	534 1/2	525	528 1/2	524 1/2
Dec	537	541	530 3/4	533	530 1/2
Mar	546 3/4	550 3/4	540 3/4	543 1/4	540 1/4
May	552 3/4	556 1/4	546 1/4	548 1/4	545 1/4
<b>KC Wheat</b>					
Jul	822 1/4	820 1/4	788	804 3/4	797 3/4
Sep	816 1/2	814 1/2	786	803 3/4	793 3/4
Dec	812 1/2	810 1/4	784	802 1/4	792 3/4
Mar	807 1/4	804 3/4	779 1/2	798	788 1/2
May	801 1/4	797 1/2	772 1/2	789 1/2	781
<b>SB Meal</b>					
Jul	401.20	396.70	405.20	404.00	397.20
Aug	394.50	390.30	395.20	393.90	390.00
Sep	383.20	379.80	381.50	380.30	379.10
Oct	372.60	370.10	368.80	368.00	368.90
Dec	370.20	368.00	365.80	365.50	366.60

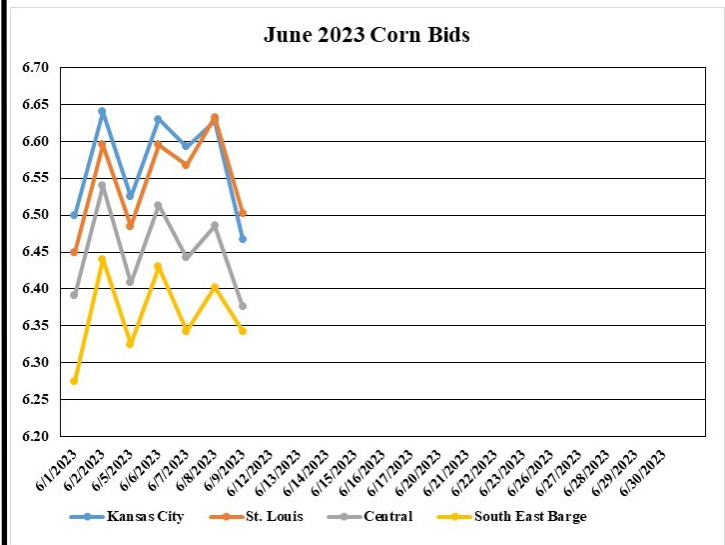
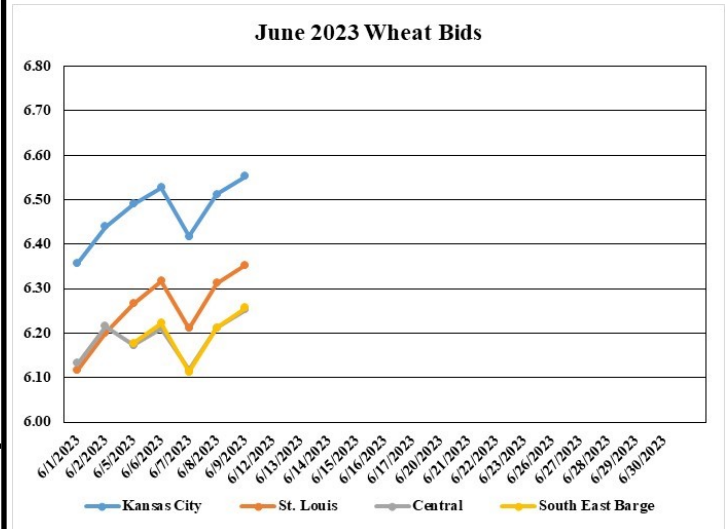
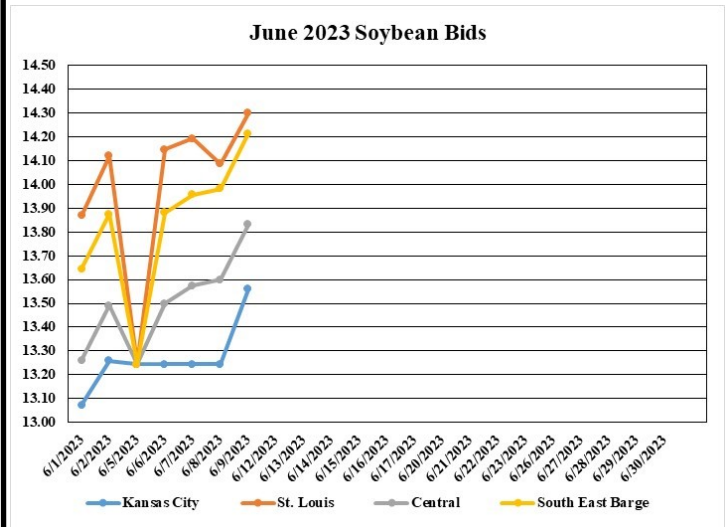
**MISSOURI GRAIN WEEKLY TRENDS**

Compared to last week, Soybeans 0.19 lower to 0.21 higher, Wheat 0.03 to 0.08 higher, Corn 0.09 lower to 0.05 higher, Sorghum no trend due to lack of bids.

Area	#1 Soybeans	#2 Soft Wheat	#2 Corn	#2 Grain Sorghum
<b>Kansas City</b>				
Friday**	13.13-13.38	6.44	6.54-6.74	6.59
Monday	13.11-13.36	6.49	6.43-6.63	6.48
Tuesday	13.16-13.41	6.53	6.53-6.73	6.58
Wednesday	13.17-13.42	6.42	6.49-6.69	6.54
Thursday	13.29-13.54	6.51	6.55-6.70	6.60
Friday	13.46-13.61	6.55	6.39-6.54	6.44
<b>St. Louis</b>				
Friday**	14.12-14.13	6.19-6.21	6.55-6.64	7.14
Monday	14.10-14.11	6.25-6.29	6.45-6.53	7.03
Tuesday	14.14-14.15	6.30-6.33	6.56-6.63	7.13
Wednesday	14.16-14.23	6.20-6.22	6.55-6.58	7.09
Thursday	14.03-14.14	6.31	6.62-6.64	7.15
Friday	14.26-14.33	6.35	6.46-6.54	7.09
<b>Central</b>				
Friday**	13.43-13.53	6.19-6.24	6.54	—
Monday	13.40-13.50	5.99-6.29	6.38-6.43	—
Tuesday	13.43-13.53	6.03-6.33	6.48-6.53	—
Wednesday	13.51-13.61	5.92-6.22	6.39-6.49	—
Thursday	13.53-13.63	6.01-6.31	6.45-6.55	—
Friday	13.76-13.86	6.05-6.35	6.34-6.39	—
<b>S.E. MO</b>				
Friday**	13.88	—	6.44	—
Monday	13.85	6.12-6.24	6.33	—
Tuesday	13.88	6.19-6.28	6.43	—
Wednesday	13.96	6.08-6.17	6.34	—
Thursday	13.98	6.18-6.26	6.40	—
Friday	14.21	6.23-6.30	6.34	—

(PRICES PER BUSHEL) \*NEW CROP \*\*PREVIOUS WEEK'S PRICES  
\*Bids calculated using Kansas City, St. Louis, and St. Joseph bids

**MONTHLY GRAIN CROP**



\*Axis value ranges may be updated to reflect data points.

**WHOLESALE FEEDSTUFFS PRICES  
(DOLLARS PER TON-BULK BASIS)**

Area	Soybean Hulls Pellets	Soybean Meal 46.5-48%	Corn Gluten Pellets 21%	Wheat Middlings
Kansas City	210.00	389.20	220.00	160.00
St. Louis	n/a	n/a	215.00	156.00

## CROP PRODUCTION

### Winter Wheat Production Up 1 Percent from May Forecast

Winter wheat production is forecast at 1.14 billion bushels, up 1 percent from the May 1 forecast and up 3 percent from 2022. As of June 1, the United States yield is forecast at 44.9 bushels per acre, up 0.2 bushel from last month but down 2.1 bushels from last year's average yield of 47.0 bushels per acre.

Hard Red Winter production, at 525 million bushels, is up 2 percent last month. Soft Red Winter, at 402 million bushels, is down 1 percent from the May forecast. White Winter, at 209 million bushels, is down 1 percent from last month. Of the White Winter production, 10.3 million bushels are Hard White and 199 million bushels are Soft White.

### MISSOURI CROP PROGRESS AND CONDITION 06/06/23

	Week Ending			2018-2022 Average
	06/04/23	05/28/23	06/04/22	
Corn Emerged	96	93	85	84
Soybeans Planted	91	86	60	57
Soybeans Emerged	80	69	42	42
Cotton Squaring	8	3	2	4
Winter Wheat Harvested	1	-	1	1
Alfalfa hay 1st cutting	77	59	48	48
Other hay cut	44	28	25	26

### MISSOURI WEEKLY HAY SUMMARY 06/09/23

As expected hay progress leaped ahead with the favorable baling weather over the last week. First cutting of alfalfa is at 77 percent complete as of the latest report and other hay is 44 percent both nearly double the five year average pace. Moisture conditions continue to deteriorate. As of the latest drought monitor near 87 percent of the state is now in drought status with almost 8 percent in D3 or extreme drought. Hay inquiries are quite good as many are looking to buy hay now for winter feeding, there is even some feeding currently taking place which is far from a good position to be for this time of year. The supply of hay is light and demand is moderate to good. Hay prices are steady to firm. The Missouri Department of Agriculture has a hay directory visit <http://mda.mo.gov/abd/haydirectory/> for listings of hay <http://agebb.missouri.edu/haylst/>

Alfalfa - Supreme 250.00-300.00, small square 10.00-15.00 per bale  
Alfalfa - Premium 180.00-250.00  
Alfalfa - Good 150.00-180.00, small square 5.00-9.00 per bale  
Alfalfa - Fair 125.00-150.00  
Alfalfa/grass mix - Good/Premium small square 5.00-9.00 per bale  
Mixed grass - Good/Premium 150.00-200.00  
Mixed grass - Fair/Good 100.00-150.00, small square 5.00-8.00 per bale  
Mixed grass - Fair 50.00-100.00 per large round bale  
Wheat straw - 4.00-7.00 per small square bale

Please Note: The above volumes (tonnage, acres, and bales) listed on this USDA LPGMN report are for confirmed trades only, it does not include estimated volume (tonnage) for bids or offers to the trade. The current hay directory can be found at: [Hay Directory](#). List your hay for sale at: [Hay Listing Online Form](#). Explanation of Hay Quality Guidelines: [Hay Quality Designation Guidelines](#).  
Glossary of Terms: [Livestock, Poultry, and Grain Hay Terms](#)

## MISSOURI WEEKLY SHEEP/GOAT AUCTION SUMMARY

Receipts: 2756 Week Ago: 1126 Last Year: 722

**SHEEP:** Feeder Lambs: Small and Medium 1-2 20-30 lbs 150.00-210.00; 30-50 lbs 154.00-230.00. Slaughter Lambs: woolled and shorn Choice 1-3 54-72 lbs 162.50-175.00. Hair Choice and Prime 1-3 45-70 lbs 165.00-215.00; 70-85 lbs 170.00-190.00; 90-100 lbs 165.00-210.00. Choice 1-2 55-80 lbs 165.00-167.50. Choice 1-3 54-71 lbs 160.00-180.00. Ewes wool Utility 1-2 pkg 100 lbs 64.00. Hair Good 1-3 102-120 lbs 100.00-105.00. Utility and Good 1-3 90-155 lbs 70.00-85.00. Bucks hair 1-2 few 150-200 lbs 100.00.

**GOATS:** Feeder Kids Selection 1 25-50 lbs 310.00-340.00. Selection 2 20-50 lbs 180.00-290.00. Slaughter Classes Kids Selection 1 44-81 lbs 285.00-330.00. Selection 2 40-86 lbs 235.00-290.00. Selection 2-3 45-55 lbs 225.00-230.00. Nannies Selection 1-2 60-130 lbs 120.00-170.00. Bucks Selection 1-2 100-125 lbs 185.00-205.00. Replacement Classes Does Selection 1-2 2-4 yrs 105-110 lbs exposed 185.00-270.00 per head.

Explanatory Notes: Stage - Represents estimated lambing/kidding period (Open, Exp=exposed, Bred, Fall = Sep-Nov, Win = Dec-Feb, Spr = Mar-May, Sum=Jun-Aug; w/s = woolled and shorn; /hd= per head; /fam=per family  
All price CWT unless otherwise noted.

### MISSOURI DROUGHT MONITOR

Date	None	D0	D1	D2	D3	D4
06/06/23	13.24	33.55	26.06	9.49	7.66	0.00
05/30/23	19.92	30.44	26.64	16.26	6.74	0.00
06/07/22	100.00	0.00	0.00	0.00	0.00	0.00

Reflects percentage of Missouri impacted by drought. D0 Abnormally Dry; D1 Moderate Drought; D2 Severe Drought; D3 Extreme Drought; D4 Exceptional Drought

### NATIONAL DIRECT DELIVERED FEEDER PIG REPORT

06/09/23 Receipts: 82,094 Week ago: 70,307 Year Ago: 100,260  
Early weaned pigs steady and feeder pigs 1.00 per head lower.  
Early weaned pigs 10-12 lbs. basis: Cash 50,332 head 4.00-17.00, weighted average 10.28  
Formula 27,742 head 12.03-50.17, weighted average 32.91  
Feeder pigs 40 pounds basis: Cash 4,020 head 29.00-46.00, weighted average 40.18

### NATIONAL DAILY DIRECT PRIOR DAY HOG REPORTS FOR 06/09/23

**BARROWS AND GILTS (Carcass Basis):** 3,408 head  
Base Carcass Price 81.50-96.00, weighted average 93.08

**SOWS (Live Basis):** 7,103 head  
300-500 lbs. 10.00-31.00  
Over 500 lbs. 14.70-31.00

### MISSOURI WEEKLY DIRECT SLAUGHTER CATTLE REPORT 06/09/23

Weekly Receipts: 700 Week ago: 240 Year ago: 360  
Trade as of Friday morning: trade was moderate with flat dressed sales 7.00 to 8.00 higher, with grid dressed sales 6.00 higher.

**LIVE STEERS & HEIFERS:** No sales reported  
**DRESSED STEERS & HEIFERS:** 3 loads Tue 295.00 flat, 5 loads Wed 300.00 flat

**GRADE AND WEIGHT (Grid):** 4 loads late last Friday 300.00, 6 loads Thu 306.00

Click here for the current [National Crop Progress](#)  
Click here for the current [Missouri Crop Progress](#)