

Weekly Market Summary

Published by:
Missouri Department of Agriculture
Ag Business Development Division
Market News Program



Chris Chinn, Director
 Jill Wood, Division Director
 Tony Hancock, Editor
<http://www.ams.usda.gov/marketnews.htm>
<http://www.ams.usda.gov/marketnews.htm>

Michael L. Parson, Governor

Volume XLIV, Number 7 ♦ P.O. Box 630, Jefferson City, MO 65102 ♦ (573) 751-4211 ♦ Mon, Feb 19, 2024

MISSOURI WEEKLY FEEDER CATTLE WEIGHTED AVERAGE REPORT

Feeder Cattle Receipts: 39,478 Week ago: 53,764 Year ago: 28,490
 Steers and Heifers Medium and Large 1—Weighted average weights and prices

STEERS: Medium and Large 1

325 lbs. 339.76	523 lbs. 317.22	729 lbs. 255.58	921 lbs. 227.40
384 lbs. 345.52	572 lbs. 301.45	770 lbs. 246.25	970 lbs. 215.58
427 lbs. 340.00	627 lbs. 281.88	823 lbs. 239.42	
475 lbs. 330.10	674 lbs. 267.60	871 lbs. 230.06	

HEIFERS: Medium and Large 1

321 lbs. 311.40	526 lbs. 273.75	728 lbs. 230.99
377 lbs. 306.97	576 lbs. 264.09	770 lbs. 225.36
426 lbs. 293.78	621 lbs. 253.87	820 lbs. 218.44
474 lbs. 287.97	674 lbs. 242.59	

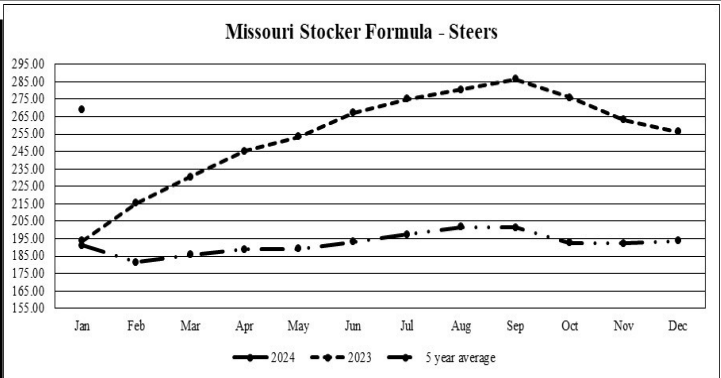
MISSOURI STEER (HEIFER) STOCKER FORMULA 02/19/2023

Monday's Missouri Stocker formula consists of 7,150 (8,110) head with a weighted average weight of 554.59 (547.04) lbs. and a price value of 297.73 (262.28), 6.02 higher (4.28 higher) than last week. This a rolling seven day calculated weighted value which combines all Feeder Steers reported by MDA/USDA Market News Service weighing from 400-649 lbs. in the Medium and Large 1 and Medium and Large 1-2 frame and muscle classifications, including all comment cattle except Brahman X. Heifer values are in parentheses.

MISSOURI WEEKLY CATTLE AUCTION SUMMARY

Total Receipts: 44,855 Week Ago: 59,155 Year Ago: 33,144

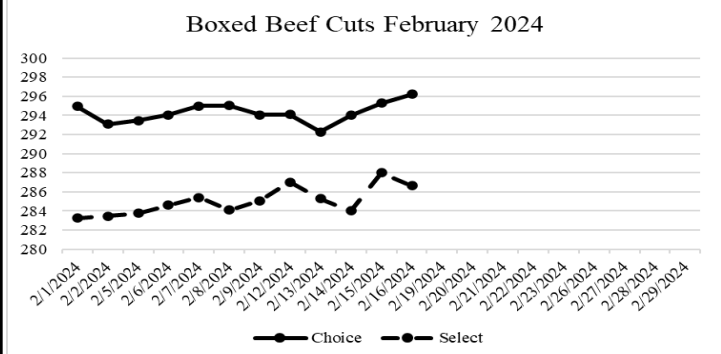
Compared to last week, feeders sold steady to 5.00 higher. There were some instances sharply higher and even some spots mid-to late week in which some lower prices made an appearance for the first time in quate a few weeks. The supply of feeders continues to be heavy, even with a couple of short-lived snows falling in different parts of the state this week. Demand is good to very good as buyers continue to aggressively try and fill orders before grass arrives. Despite 60 percent of the state still showing on the drought monitor, farmers are feeding in and dealing with mud as soon as the sun comes out and the morning freeze is gone. Some of this week's stick out sales included a part load of 431 lb. steers at Kingsville Livestock Market which sold for 374.00. Callaway Livestock Center had a load of 535 lb. steers at 264.35. Tina Livestock Market sold a load of 737 lb. steers at 264.35. Two loads of steers 818 lbs. and 837 lbs. both sold at Kingsville Livestock Market for 250.00. Joplin Regional Stockyards had some impressive heifer prices this week with a load of 505 lb. heifers at 303.00 and two loads of 715 lb. fancy heifers which sold for 254.00. Boxed beef cutouts had slight gains again this week. On Friday choice closed at 296.20, up 2.16 and select closed at 286.66, up 1.58 compared to last week. Negotiated feedlot sales as of the Friday afternoon report totaled 78K head. Live sales were reported at 180.00-182.00 and Dressed sales at 285.00-287.00. Missouri Stocker formula consists of 7,150 head with a weighted average weight of 554.59 lbs. and a price value of 297.73, 6.02 higher than a week ago. The steer/heifer spread is 35.45.



*Graph is updated the first Monday of each month. Axis value ranges may be updated to reflect data points.

NATIONAL BOXED BEEF CUTOFF/BOXED BEEF CUTS

DATE	CHOICE	SELECT	TOTAL LOADS
2/12	294.08	287.02	89
2/13	292.27	285.30	108
2/14	294.00	284.02	99
2/15	295.30	287.99	134
2/16	296.20	286.66	108
5 Day Simple Average	294.37	286.19	



*Axis value ranges may be updated to reflect data points.

WEEKLY LIVESTOCK SLAUGHTER 02/17/24

	CATTLE	HOGS	SHEEP
Week to Date:	608,000	2,559,000	39,000
Last Week:	622,000	2,622,000	39,000
Last Year:	625,272	2,489,502	35,802

The Weekly Market Summary, as well as historical summaries, are available on our website <https://agmarketnews.mo.gov/summaries>
 Market News Hotline: 1-573-522-9244

SOUTHWEST MISSOURI WEEKLY SUMMARY

(Joplin and Springfield)

Receipts: 16,448 Week ago: 18,718 Year Ago: 12,452

Compared to last week, feeders sold uneven from 6.00 lower to 12.00 higher. Slaughter cows mixed from 2.00 lower to 3.00 higher.

FEEDER STEERS:

Medium and Large 1

300-400 lbs.	360.00-370.00
400-500 lbs.	295.00-370.00
500-600 lbs.	285.00-337.50
600-700 lbs.	252.50-304.00
700-800 lbs.	225.00-261.00
800-900 lbs.	223.00-241.50
900-1000 lbs.	218.00-225.25

FEEDER HEIFERS:

Medium and Large 1

300-400 lbs.	290.00-325.00
400-500 lbs.	267.50-307.00
500-600 lbs.	250.00-291.00
600-700 lbs.	229.00-260.00
700-800 lbs.	215.00-240.00
800-850 lbs.	216.00-230.00

FEEDER HOLSTEIN STEERS

Large 3

450-500 lbs.	170.00-208.00
600-700 lbs.	160.00-185.00
700-800 lbs.	170.00-188.00
800-900 lbs.	161.00-181.00
900-950 lbs.	165.00-186.50

SLAUGHTER COWS: Breaking and Boning (70-85% lean) 97.50-111.50, high dressing 108.00-124.00; low dressing 90.00-102.50. Lean (85-90%) 87.00-101.50.

SLAUGHTER BULLS: Yield Grade 1-2 1325-2400 lbs. 117.00-139.00; high dressing 134.00-150.00; low dressing 105.00-121.00

BRED COWS: Medium and Large 1 2-8 yrs 1075-1500 lbs 2nd and 3rd stage 1775.00-2700.00 per head.

BRED HEIFERS: Medium and Large 1 <2 yrs 975-1190 lbs 2nd and 3rd stage 2300.00-2700.00 per head.

COW & CALF PAIRS: Medium and Large 1 2-8 yrs 1150-1525 lbs with baby to 300 lb calves few bred back in 1st stage 2400.00-2900.00 per pair.

SOUTH CENTRAL MISSOURI WEEKLY SUMMARY

(West Plains, Phillipsburg)

Receipts: 5,715 Week ago: 8,198 Year Ago: 5,361

Compared to last week, feeders mixed from 6.00 lower to 6.00 higher. Slaughter cows sold steady to 4.00 higher.

FEEDER STEERS:

Medium and Large 1

300-400 lbs.	333.00-360.00
400-500 lbs.	313.00-350.00
500-600 lbs.	284.50-328.00
600-700 lbs.	254.00-285.00
700-800 lbs.	239.50-265.00
800-900 lbs.	220.00-255.50
19 hd 986 lbs.	201.00

FEEDER HEIFERS:

Medium and Large 1

300-400 lbs.	297.50-302.50
400-500 lbs.	264.00-310.00
500-600 lbs.	245.50-279.00
600-700 lbs.	235.00-254.00
700-750 lbs.	211.00-228.50
800-850 lbs.	211.00-216.00

FEEDER HOLSTEIN STEERS

Large 3

Scarce

SLAUGHTER COWS: Breaking and Boning (70-85% lean) 99.00-113.00, high dressing 107.50-120.00; low dressing 85.00-99.50. Lean (85-90%) 83.50-100.00

SLAUGHTER BULLS: Yield Grade 1-2 1220-2290 lbs. 115.00-133.50; high dressing 132.00-152.00; low dressing 93.00-113.00

BRED COWS: Medium and Large 1 2-8 yrs 995-1302 lbs 2nd and 3rd stage 1675.00-2300.00. Medium and Large 1-2 2-8 yrs 820-1660 lbs 2nd and 3rd stage 1150.00-2050.00 per head.

COW & CALF PAIRS: Medium and Large 1-2 few 2-8 yrs 1030-1170 lbs with 150-300 lbs calves 2275.00-2500.00 per pair

WEST CENTRAL MISSOURI WEEKLY SUMMARY

(Kingsville, Windsor, Butler)

Receipts: 9,925 Week ago: 9,008 Year ago: 6,741

Compared to last week, feeders sold steady to 10.00 higher. Slaughter cows sold steady to 5.00 higher.

FEEDER STEERS:

Medium and Large 1

400-500 lbs.	295.00-385.00
500-600 lbs.	281.00-350.00
600-700 lbs.	255.00-300.50
700-800 lbs.	226.00-272.25
800-900 lbs.	209.00-250.00

FEEDER HEIFERS:

Medium and Large 1

400-500 lbs.	260.00-317.00
500-600 lbs.	247.00-300.00
600-700 lbs.	236.75-270.00
700-800 lbs.	218.00-250.00
800-900 lbs.	220.00-224.00

SLAUGHTER BULLS: Yield Grade 1-2 1255-2120 lbs 109.00-131.00; high dressing few 133.00-144.00

SLAUGHTER COWS: Breaking and Boning (70-85% lean) 81.50-115.00, high dressing 105.00-126.00. Lean (85-90%) 76.00-108.00

BRED COWS: Medium and Large 1-2 2-8 yrs 935-1380 lbs 2nd/3rd stage 1500.00-1925.00 per head

COW & CALF PAIRS: Scarce

NORTHEAST MISSOURI WEEKLY SUMMARY

(Bowling Green, Kingdom City, Palmyra)

Receipts: 8,815 Week ago: 7,198 Year ago: 2,196

Compared to last week, feeders sold from 3.00 to as much as 25.00 higher on some light weight steers. Slaughter cows sold steady to 3.00 higher.

FEEDER STEERS:

Medium and Large 1

400-500 lbs.	314.00-360.00
500-600 lbs.	285.00-343.00
600-700 lbs.	254.00-296.00
700-800 lbs.	242.00-270.00
800-900 lbs.	233.50-252.50
2 loads 915 lbs.	235.85

FEEDER HEIFERS:

Medium and Large 1

400-500 lbs.	275.00-310.00
500-600 lbs.	250.00-303.00
600-700 lbs.	235.00-270.00
700-800 lbs.	223.00-239.00
800-900 lbs.	199.00-213.00

SLAUGHTER BULLS: Yield Grade 1-2 1340-2240 lbs 115.00-130.00; high dressing 130.00-140.00; low dressing 90.00-116.50.

SLAUGHTER COWS: Breaking and Boning (70-85% lean) 93.00-105.00; high dressing 103.00-120.00; low dressing 83.00-96.00. Lean (85-90%) 87.00-99.00.

SLAUGHTER STEERS: Choice 2-3 173.50-183.00. Select and Choice 2-3 168.50-169.00.

SLAUGHTER HEIFERS: Choice 2-3 173.50-181.00. Select and Choice 1-3 176.00. Select 1-2 170.50-171.00.

BRED COWS: Medium and Large 1 2-8 yrs 1325-1400 lbs 3rd stage 2225.00 per head. Medium and Large 1-2 >5 yrs 100-1375 lbs 3rd stage 1500.00-1800.00 per head.

BRED HEIFERS: Medium and Large 1-2 <2 yrs 1050-1225 lbs 2nd and 3rd stage 2125.00-2300.00, with a pkg of better quality 2600.00 per head.

NORTH CENTRAL MISSOURI WEEKLY SUMMARY

(Macon, Unionville, Green City, New Cambria)

Receipts: 562 Week ago: 7,912 Year ago: 3,627

No feeder sales reported this week.

*Some sale barns on a bi-weekly schedule and may not have a sale each week.

FEEDER STEERS:

Medium and Large 1

300-350 lbs.	No Sales
400-500 lbs.	
500-600 lbs.	
600-700 lbs.	
700-800 lbs.	
800-900 lbs.	

FEEDER HEIFERS:

Medium and Large 1

350-400 lbs.	No Sales
400-500 lbs.	
500-600 lbs.	
600-700 lbs.	
700-800 lbs.	

SLAUGHTER BULLS: No Sales Reported

SLAUGHTER COWS: No Sales Reported

BRED HEIFERS: Medium and Large 1-2 5-8 yrs 1150-1400 lbs 2nd and 3rd stage 1900.00-2425.00, pkg of fancy 2800.00 per head.

BRED HEIFERS: Medium and Large 1 <2 yrs 1120-1400 lbs 3rd stage 2600.00-3000.00 per head.

SOUTHEAST MISSOURI WEEKLY SUMMARY

(Jackson and Farmington)

Receipts: 1,412 Week ago: 2,067 Year ago: 1,815
 Compared to last week, steers and heifers sold uneven, from 8.00 higher to 8.00 lower. Slaughter cows and bulls sold steady to 2.00 higher

FEEDER STEERS:

Medium and Large 1

300-400 lbs.	290.00-332.00
400-500 lbs.	275.00-309.00
500-600 lbs.	260.00-297.00
600-700 lbs.	233.00-270.00
700-800 lbs.	217.00-235.00
800-900 lbs.	220.00-235.00

FEEDER HEIFERS:

Medium and Large 1

300-400 lbs.	270.00-297.00
400-500 lbs.	253.00-286.00
500-600 lbs.	229.00-265.00
600-700 lbs.	217.00-238.00
700-800 lbs.	211.00-233.00
800-850 lbs.	205.00-215.00

SLAUGHTER BULLS: Yield Grade 1-2 1240-2265 lbs 100.00-107.00; high dressing 108.00-125.00

SLAUGHTER COWS: Breaking and Boning (75-85% lean) 86.00-97.00; high dressing 97.00-112.00. Lean (85-90% lean) 65.00-83.00

BRED COWS: Medium and Large 2 2-8 yrs 1030-1570 lbs 2nd/3rd stage 1100.00-1825.00 per head

COW & CALF PAIRS: Scarce

EAST CENTRAL MISSOURI WEEKLY SUMMARY

(Cuba, Vienna)

Receipts: 2,918 Week ago: 3,629 Year ago: 952
 Compared to last week, feeders sold 5.00-15.00 higher, except some heifers near 700 lbs which sold steady. Slaughter cows sold steady.

FEEDER STEERS:

Medium and Large 1

400-500 lbs.	312.00-362.00
500-600 lbs.	275.00-339.00
600-700 lbs.	254.00-294.50
700-800 lbs.	236.00-266.00
800-850 lbs.	229.00-235.50

FEEDER HEIFERS:

Medium and Large 1

400-500 lbs.	270.00-320.00
500-600 lbs.	250.00-287.50
600-700 lbs.	236.00-250.00
700-800 lbs.	210.00-231.25

SLAUGHTER BULLS: Yield Grade 1-2 1205-2250 lbs 113.50-138.00; high dressing ind 142.00; low dressing 108.00-127.00

SLAUGHTER COWS: Breaking and Boning, (70-85% lean) 102.00-112.00; high dressing 110.00-118.00; low dressing 96.50-102.50. Lean (85-90%) 90.00-102.00

BRED COWS: few Medium and Large 1-2 2-8 yrs 915-1300 lbs 1st to 3rs stage 1500.00-1725.00 per head.

COW & CALF PAIRS: Scarce

NORTHWEST MISSOURI WEEKLY SUMMARY

(Tina)

Receipts: 2,060 Last Week: 2,425 Year Ago: 2,495
 Compared to last week, steers 4.00 to 12.00 and heifers 5.00 to 10.00 higher, spots 20.00 higher. Slaughter cows and bulls steady to 3.00 higher.

FEEDER STEERS:

Medium and Large 1

400-500 lbs.	320.00-352.50
500-600 lbs.	293.00-335.00
600-700 lbs.	270.00-310.50
700-800 lbs.	250.50-264.35
800-850 lbs.	231.00-250.10

FEEDER HEIFERS:

Medium and Large 1

400-500 lbs.	280.00-315.00
500-600 lbs.	282.00-292.00
600-700 lbs.	243.50-264.00
700-800 lbs.	223.00-230.00
800-850 lbs.	209.00-216.50

SLAUGHTER BULLS: Yield Grade 1-2 1210-2060 lbs 107.50-122.00; high dressing 124.50-131.00; low dressing ind 88.00.

SLAUGHTER COWS: Breaking and Boning, (70-85% lean) 84.00-106.50; high dressing 104.50-118.50; low dressing 55.00-79.00. Lean (85-90%) 81.00-101.00

BRED COWS: Scarce

BRED HEIFERS: Scarce

AFTERNOON NATIONAL SLAUGHTER CATTLE REVIEW

Thus far for Friday in the Southern Plains negotiated cash trade has been mostly inactive on light demand. In the Southern Plains the most recent live FOB purchases was Wednesday at 180.00. In Nebraska negotiated cash trade has been mostly inactive on light demand. The most recent live FOB purchases were Thursday at 180.00, with dressed delivered purchases mostly at 287.00. In the Western Cornbelt negotiated cash trade has been slow on light demand. The most recent live FOB purchases were Thursday from 180.00-182.00, with dressed delivered purchases traded at 285.00.

Negotiated Cash Sales:

Confirmed:	4,622	Week Ago:	11,169	Year Ago:	24,528
Week to date:	78,230	Week Ago:	14,089	Year Ago:	66,217

<u>Live Basis</u>	<u>Steers</u>	<u>Heifers</u>
Over 80% Choice	180.00-182.00 avg 181.30	180.00-182.00 avg 180.90
65-80% Choice	180.00-181.00 avg 180.38	180.00-180.00 avg 180.00
35-65% Choice	-	-
0-35% Choice	-	-
Total All Grades	180.00-182.00 avg 180.84	180.00-182.00 avg 180.71
<u>Dressed Basis</u>		
Over 80% Choice	287.00-290.00 avg 288.16	-
65-80% Choice	-	-
35-65% Choice	-	-
0-35% Choice	-	-
Total All Grades	287.00-290.00 avg 288.16	-

<u>All Beef Type Steers/Heifers</u>	<u>Head</u>	<u>Avg Wt</u>	<u>Price Range</u>	<u>Wtd Avg</u>
Live FOB	3084	1399.6	179.00-183.00	180.68
Live Del	137	1415.7	181.00-185.00	183.89
Dressed Del	1072	957.5	287.00-290.00	288.44
Dressed FOB	298	883.9	288.00-294.00	290.04

WEEKLY COMMODITY FUTURES TRENDS

Compared to last week, Live Cattle nearby 0.15 to 0.83 higher, distant 0.80 to 1.15 lower, Lean Hogs 2.05 to 4.07 higher, Feeder Cattle nearby 1.78 to 3.87 higher, distant 0.05 to 2.85 lower.

Daily Futures Closes

	Mon.	Tues.	Wed.	Thu.	Fri.
Cattle					
Feb	184.25	183.75	182.40	183.40	184.77
Apr	185.92	185.10	184.00	185.60	187.55
Jun	183.52	182.55	181.12	181.87	182.82
Aug	182.45	181.57	179.85	180.52	181.57
Oct	185.37	184.60	183.00	183.52	184.57
Lean Hogs					
Feb	73.57	74.22	75.17	—	—
Apr	81.12	81.07	84.52	85.00	85.22
May	86.00	85.97	88.50	88.85	88.85
Jun	94.87	94.70	96.77	97.70	97.75
Jul	96.15	96.17	97.82	98.57	98.62
Fdr Cat					
Mar	248.82	248.00	246.22	247.10	251.02
Apr	253.17	251.75	249.60	250.22	253.55
May	256.85	255.45	252.95	252.90	255.62
Aug	270.30	269.15	266.52	265.95	266.97
Sep	271.97	271.00	268.37	267.67	268.45
Milk					
Feb	16.21	16.19	16.16	16.18	16.17
Mar	17.26	17.43	17.02	16.80	16.84
Apr	17.56	17.67	13.30	17.13	17.09

WEEKLY COMMODITY GRAIN FUTURES TRENDS

Compared to last week, Soybeans 0.11 to 0.14 lower, Wheat 0.35 to 0.40 lower, Corn 0.09 to 0.12 lower, KC Wheat 0.34 to 0.39 lower, Soybean Meal 1.20 to 2.50 lower.

Daily Grain Futures Closes

	Mon.	Tues.	Wed.	Thu.	Fri.
Soybeans					
Mar	1193	1186 1/4	1170 1/2	1162 1/4	1172 1/4
May	1197 3/4	1191 3/4	1176 1/4	1166	1176 1/4
Jul	1207 1/2	1201 1/2	1186 1/4	1175 1/4	1184 3/4
Aug	1199 1/4	1194	1180 1/2	1169	1178 1/2
Sep	1175 1/4	1171 1/4	1160 3/4	1147 3/4	1156
Wheat					
Mar	597 1/2	597 1/2	585 1/2	567	560 1/2
May	599 1/4	597	583	567 1/4	559
Jul	600 1/4	597 3/4	584 1/4	570	561 3/4
Sep	608 1/4	606	593 3/4	579	570 1/2
Dec	620 3/4	618 1/2	607 1/2	592 3/4	584 3/4
Corn					
Mar	430 1/2	430 3/4	424 1/4	417 3/4	416 1/2
May	442 1/2	443 1/4	437 1/4	429 3/4	429 1/2
Jul	452 1/4	452 1/2	447 1/4	439 3/4	440 1/4
Sep	458 3/4	458 3/4	453 1/4	445 1/2	447
Dec	469 1/4	469 3/4	464 1/4	456 3/4	458 3/4
KC Wheat					
Mar	598 3/4	594 1/2	587 3/4	575 3/4	567 1/4
May	596 3/4	592 1/4	584	570	561 1/2
Jul	589	585 3/4	576	563 1/4	555 1/4
Sep	600 1/2	597 1/4	587 1/4	574 1/4	565 1/4
Dec	617	614 1/4	604 1/2	591 3/4	582 1/2
SB Meal					
Mar	348.90	344.80	343.30	339.50	345.60
May	342.90	339.10	336.50	333.40	338.90
Jul	346.40	342.60	339.50	336.20	341.60
Aug	347.50	343.80	340.70	337.20	342.40
Sep	347.50	344.10	341.10	337.20	342.00

MISSOURI GRAIN WEEKLY TRENDS

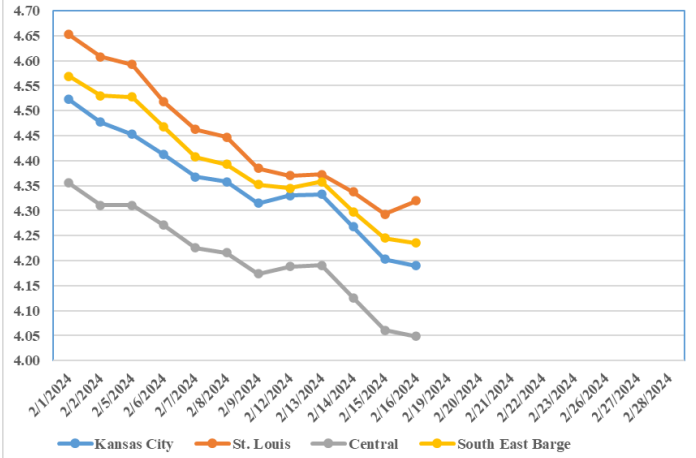
Compared to last week, Soybeans 0.04 to 0.16 lower, Wheat 0.16 to 0.41 lower, Corn 0.07 to 0.13 lower, Sorghum 0.13 lower

Area	#1 Soybeans	#2 Soft Wheat	#2 Corn	#2 Grain Sorghum
Kansas City				
Friday**	11.59-11.84	5.87	4.19-4.44	4.64
Monday	11.68-11.93	5.88	4.21-4.46	4.66
Tuesday	11.61-11.86	5.88	4.21-4.46	4.66
Wednesday	11.45-11.70	5.75	4.14-4.39	4.59
Thursday	11.37-11.57	5.52	4.07-4.32	4.57
Friday	11.47-11.67	5.45	4.06-4.31	4.51
St. Louis				
Friday**	12.06-12.08	5.87-6.27	4.38-4.39	4.79
Monday	12.15	5.88-6.30	4.37-4.38	4.81
Tuesday	12.08-12.09	5.88-6.28	4.37-4.38	4.81
Wednesday	11.95	5.75-6.19	4.33-4.34	4.74
Thursday	11.88-11.89	5.57-6.04	4.28-4.29	4.67
Friday	12.01	5.70-6.00	4.31-4.32	4.66
Central				
Friday**	11.49-11.54	5.72-5.82	4.14-4.19	---
Monday	11.58-11.63	5.73-5.83	4.16-4.21	---
Tuesday	11.51-11.56	5.73-5.83	4.16-4.21	---
Wednesday	11.35-11.40	5.65-5.70	4.09-4.14	---
Thursday	11.27-11.32	5.47-5.52	4.02-4.07	---
Friday	11.37-11.42	5.40-5.45	4.01-4.06	---
S.E. MO				
Friday**	11.98-12.03	---	4.28-4.40	---
Monday	12.04-12.12	---	4.28-4.38	---
Tuesday	11.99-12.07	---	4.28-4.41	---
Wednesday	11.84-11.91	---	4.24-4.34	---
Thursday	11.76-11.83	---	4.20-4.27	---
Friday	11.86-11.93	---	4.20-4.26	---

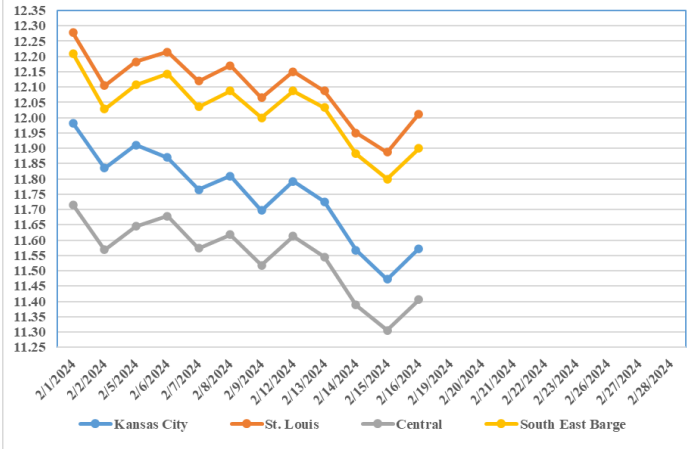
(PRICES PER BUSHEL) *NEW CROP **PREVIOUS WEEK'S PRICES
*Bids calculated using Kansas City, St. Louis, and St. Joseph bids

MONTHLY GRAIN CROP

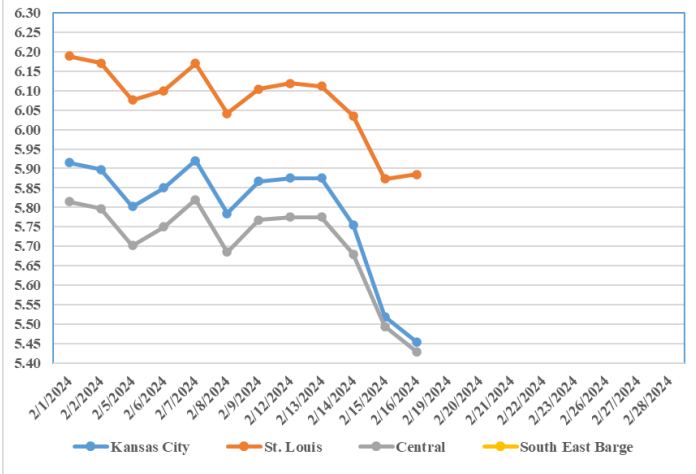
February 2024 Corn Bids



February 2024 Soybean Bids



February 2024 Wheat Bids



*Axis value ranges may be updated to reflect data points.

WHOLESALE FEEDSTUFFS PRICES (DOLLARS PER TON-BULK BASIS)

Area	Soybean Hulls Pellets	Soybean Meal 46.5-48%	Corn Gluten Pellets 21%	Wheat Middlings
Kansas City	151.67	368.10	242.50	108.67
St. Louis	n/a	n/a	205.00	100.00

Farms and Land in Farms Highlights

The number of farms in the United States for 2023 is estimated at 1,894,950, down 5,700 farms from 2022. The number of farms decreased in all sales classes except the \$1,000,000 or more sales class. In 2023, 48.3 percent of all farms had less than \$10,000 in sales and 79.0 percent of all farms had less than \$100,000 in sales. In 2023, 9.7 percent of all farms had sales of \$500,000 or more. Total land in farms, at 878,560,000 acres, decreased 1,100,000 acres from 2022. The biggest change for 2023 is that producers in Sales Class \$1,000,000 or more operated 14,160,000 more acres than in 2022. In 2023, 26.2 percent of all farmland was operated by farms with less than \$100,000 in sales, while 49.8 percent of all farmland was operated by farms with sales of \$500,000 or more. The average farm size for 2023 is 464 acres, up from 463 acres the previous year.

2022 Census Volume 1, Chapter 1: State Level Data

The census of agriculture provides a detailed picture of U.S. farms and ranches every five years. It is the leading source of uniform, comprehensive agricultural data for every State and county or county equivalent. The link above will direct you to complete state level data.

MISSOURI WEEKLY HAY SUMMARY 02/15/24

A week of mixed weather across the state although as a whole the state remains warmer than average. The drought monitor is basically unchanged for the third week in a row. Currently about 60 percent of the state is still showing up in some stage of drought. Despite that status it is pretty muddy in lots and in places trying to feed and it is still pretty easy to get stuck if one isn't aware of the spots that stay wet. Although there is still plenty of feeding days left many farmers are thinking about fertilizer now and lots are out checking prices if they haven't already pre-bought. The latest monthly report from DTN show little movement over the last month but farmers will find prices lower than last year. The supply of hay is light to moderate, demand is moderate to good, and prices mostly steady. The Missouri Department of Agriculture has a hay directory at <https://apps.mda.mo.gov/haydirectory> or visit the University of Missouri Extension feed stuff finder at <https://feedstufffinder.org>

Alfalfa - Supreme 250.00-300.00, small square 10.00-15.00 per bale
Alfalfa - Premium 200.00-250.00
Alfalfa - Good 150.00-200.00, small square 5.00-10.00 per bale
Alfalfa - Fair 125.00-150.00
Mixed grass - Good/Premium 150.00-225.00
Mixed grass-Fair/Good 100.00-175.00, small square 5.00-11.00 per bale
Mixed grass - Fair 50.00-100.00 per large round bale
Wheat straw - 4.00-7.00 per small square bale

Please Note: The above volumes (tonnage, acres, and bales) listed are for confirmed trades only, it does not include estimated volume (tonnage) for bids or offers to the trade. List your hay for sale at: [Hay Listing Online Form](#). Explanation of Hay Quality Guidelines: [Hay Quality Designation Guidelines](#). Glossary of Terms: [Livestock, Poultry, & Grain Hay Terms](#)

MISSOURI WEEKLY SHEEP/GOAT AUCTION SUMMARY

Receipts: 1,089 Week Ago: 1,987 Last Year: 566

SHEEP: Feeder Lambs: Medium and Large 1-2 pkg 35 lbs 290.00. Small and Medium 1-2 hair 30-50 lbs 240.00-277.50. Slaughter Sheep: Lambs wool Choice and Prime 1-2 45 lbs 255.00. Hair Choice and Prime 1 pkg 44 lbs 195.00; 50-65 lbs 290.00-300.00. Choice and Prime 1-2 45-75 lbs 247.00-285.00; 80-90 lbs 220.00-255.00. Choice and Prime 1-3 50-80 lbs 265.00-292.50; pkg 88 lbs 245.00; 100-105 lbs 190.00-200.00. Choice 1-3 50-75 lbs 210.00-252.50. Ewes: wool Utility and Good 1-3 105-120 lbs 70.00-80.00. Utility and Good 2 100-160 lbs 87.00-105.00. Hair Good 2-3 79-168 lbs 95.00-115.00. Utility and Good 1-3 100-180 lbs 70.00-82.50. Cull and Utility 1-2 65-100 lbs 55.00-67.50. Buck 1-2 Hair 100-175 lbs 90.00-120.00.

GOATS: Feeder Kids: Selection 1 40-50 lbs 280.00-300.00. Selection 1-2 20-35 lbs 200.00-230.00. Selection 2 25-50 lbs 200.00-270.00. Selection 3 25-40 lbs 152.50-180.00. Wether Kids Selection 1 45-50 lbs 300.00. Selection 2 35-50 lbs 260.00-280.00. Slaughter Goats: Kids Selection 1 few 55 lbs 330.00. Selection 1-2 45-70 lbs 225.00-280.00. Selection 2 75-95 lbs 200.00-280.00. Nannies: Selection 1-2 55-150 lbs 65.00-125.00. Bucks Selection 1-2 100-200 lbs 100.00-192.50. Wethers Selection 1-2 65-125 lbs 245.00-295.00. Replacement Nannies 2-4 yrs 105-110 lbs exposed 210.00-235.00 per head.

Explanatory Notes: Stage - Represents estimated lambing/kidding period (Open, Exp=exposed, Bred, Fall = Sep-Nov, Win = Dec-Feb, Spr = Mar-May, Sum=Jun-Aug; w/s = woolled and shorn; /hd= per head; /fam=per family
All price CWT unless otherwise noted.

MISSOURI DROUGHT MONITOR

Date	None	D0	D1	D2	D3	D4
02/13/24	44.84	39.55	15.61	0	0	0
02/06/24	41.08	43.85	15.07	0	0	0
02/14/23	86.20	11.97	1.44	0.38	0	0

Reflects percentage of Missouri impacted by drought. D0 Abnormally Dry; D1 Moderate Drought; D2 Severe Drought; D3 Extreme Drought; D4 Exceptional Drought

NATIONAL DIRECT DELIVERED FEEDER PIG REPORT

02/16/24 Receipts: 130,671 Week ago: 104,786 Year Ago: 68,454
Early weaned pigs 3.00 per head higher. All feeder pigs 7.00 per head higher.

Early weaned pigs 10-12 lbs. basis: Cash 58,053 head 43.00-60.00, weighted average 52.73. Formula 60,088 head 48.17-65.50, weighted average 54.06. Feeder pigs 40 pounds basis: Cash 12,530 head 65.00-80.00, weighted average 74.31

NATIONAL DAILY DIRECT PRIOR DAY HOG REPORTS FOR 02/16/24

BARROWS AND GILTS (Carcass Basis): 1845 head
Base Carcass Price 61.00-70.00, weighted average 67.38

SOWS (Live Basis): 7,840 head
300-500 lbs. 20.00-60.69
Over 500 lbs. 40.50-63.50

MISSOURI WEEKLY DIRECT SLAUGHTER CATTLE REPORT 02/16/24

Weekly Receipts: 0 Week ago: 200 Year ago: 280
Trading as of Friday morning, inactive as producers are passing on current bids.

LIVE STEERS & HEIFERS: No sales reported
DRESSED STEERS & HEIFERS: No sales reported

GRADE AND WEIGHT (Grid): No sales reported

Click here for the current [National Crop Progress](#)
Click here for the current [Missouri Crop Progress](#)
The current hay directory can be found at: [Hay Directory](#).