

Weekly Market Summary

Published by:
Missouri Department of Agriculture
Ag Business Development Division
Market News Program



Chris Chinn, Director
 Jill Wood, Division Director
 Tony Hancock, Editor
<http://www.ams.usda.gov/marketnews.htm>
<http://www.ams.usda.gov/marketnews.htm>

Michael L. Parson, Governor

Volume XLIV, Number 8 ♦ P.O. Box 630, Jefferson City, MO 65102 ♦ (573) 751-4211 ♦ Mon, Feb 26, 2024

MISSOURI WEEKLY FEEDER CATTLE WEIGHTED AVERAGE REPORT

Feeder Cattle Receipts: 42,900 Week ago: 39,478 Year ago: 34,872
 Steers and Heifers Medium and Large 1—Weighted average weights and prices

STEERS: Medium and Large 1

281 lbs. 346.33	476 lbs. 329.98	671 lbs. 272.03	872 lbs. 232.68
335 lbs. 356.28	527 lbs. 320.42	723 lbs. 258.17	919 lbs. 230.95
378 lbs. 348.93	569 lbs. 310.55	771 lbs. 246.56	986 lbs. 220.13
424 lbs. 333.48	623 lbs. 287.11	821 lbs. 239.22	1001 lbs. 207.00

HEIFERS: Medium and Large 1

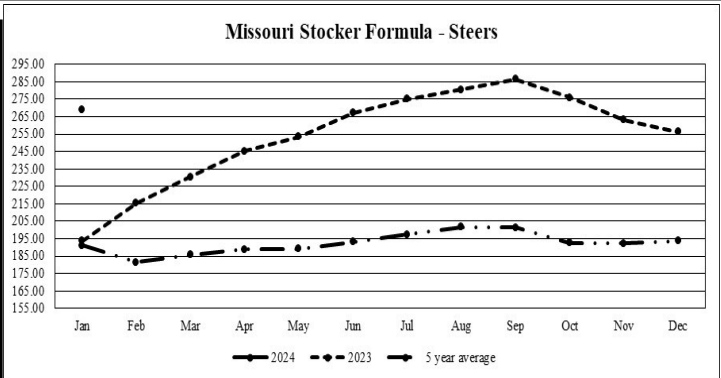
282 lbs. 332.09	475 lbs. 290.78	670 lbs. 250.71	905 lbs. 202.66
336 lbs. 310.49	523 lbs. 281.68	719 lbs. 237.55	1034 lbs. 174.84
377 lbs. 310.98	569 lbs. 272.96	770 lbs. 225.30	
427 lbs. 301.90	625 lbs. 252.20	813 lbs. 221.48	

MISSOURI STEER (HEIFER) STOCKER FORMULA 02/26/2023

Monday's Missouri Stocker formula consists of **8,219 (8,372)** head with a weighted average weight of **550.14 (545.24)** lbs. and a price value of **302.11 (267.29)**, 4.38 higher (5.01 higher) than last week. This a rolling seven day calculated weighted value which combines all Feeder Steers reported by MDA/USDA Market News Service weighing from 400-649 lbs. in the Medium and Large 1 and Medium and Large 1-2 frame and muscle classifications, including all comment cattle except Brahman X. Heifer values are in parentheses.

MISSOURI WEEKLY CATTLE AUCTION SUMMARY

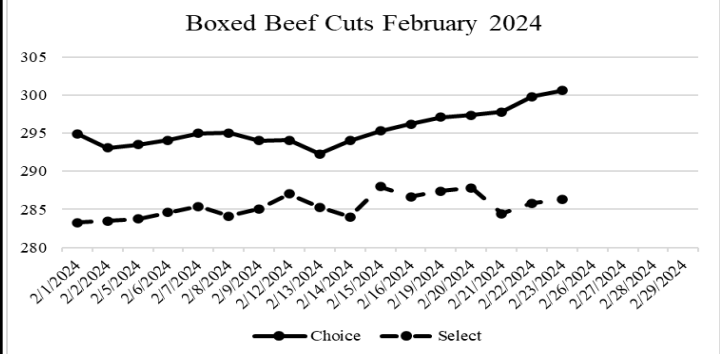
Total Receipts: 49,899 Week Ago: 44,855 Year Ago: 39,924
 Compared to last week, feeders sold 2.00 to 8.00 higher. Another big run at the barns this week with heavy supplies at nearly every auction. Joplin Regional Stockyards broke their one-day all-time record volume again after doing so just a couple of weeks ago and sold 15,769 head though the barn in one day. Demand remains good to very good as buyers continue to pay more each week for cattle. Grass fever is in full swing as the first signs of spring seems to be arriving early. Tree frogs can be heard peeping their songs, daffodils are blooming around old farmhouses and some of last year's crop fields are getting a slight tint of purple from henbit just starting to bloom. Friday's cattle on feed report was viewed as somewhat bearish and could cause a minor hick up as the week starts but overall, the story of supplies hasn't changed despite large numbers coming to the market in a short amount of time. Marketings and On Feed number were nearly even with year ago as expected. January placements were expected to be much lower than a year ago with the average estimate at 88 percent. This was due to extremely limited movement in January due to holidays and winter weather. There was one week in Missouri where nearly every auction was canceled. When the report was released however Placements were tagged at 93 percent which was the top end of pre report estimates. This left many of the industry analysis scratching their heads over the weekend. Some of this week's stick out sales included 21 head of 375 lb. steers at Joplin Regional Stockyards that sold for 405.00. Kingsville Livestock Market sold a load of 528 lb. steers at 350.00 and another load of 805 lb. steers at 248.00. Unionville Livestock Market had a load of 912 lb. steers which sold for 241.75. Callaway Livestock Center sold 99 head of 552 lb. heifers for 301.25. Boxed beef cutouts values were mixed this week. Choice closed on Friday at 300.61, up 4.41 and select closed at 286.31, down 0.35 compared to last week. Negotiated feedlot sales as of the Friday afternoon report totaled 42K head with sales developing late and more likely took place after the report cutoff. Live sales were reported at 182.00-184.00 and Dressed sales at 292.00. The Missouri Stocker Formula is at a record high as of this report. Missouri Stocker formula consists of 8,219 head with a weighted average weight of 550.14 lbs. and a price value of 302.11, 5.01 higher than a week ago. The steer/heifer spread is 34.82.



*Graph is updated the first Monday of each month. Axis value ranges may be updated to reflect data points.

NATIONAL BOXED BEEF CUTOUT/BOXED BEEF CUTS

DATE	CHOICE	SELECT	TOTAL LOADS
02/19	297.09	287.40	105
02/20	297.37	287.82	110
02/21	297.80	284.46	105
02/22	299.79	285.81	143
02/23	300.61	286.31	146
5 Day Simple Average	298.35	286.36	



*Axis value ranges may be updated to reflect data points.

WEEKLY LIVESTOCK SLAUGHTER 02/24/24

	CATTLE	HOGS	SHEEP
Week to Date:	593,000	2,578,000	40,000
Last Week:	608,000	2,559,000	39,000
Last Year:	613,681	2,360,920	33,404

The Weekly Market Summary, as well as historical summaries, are available on our website <https://agmarketnews.mo.gov/summaries>
 Market News Hotline: 1-573-522-9244

SOUTHWEST MISSOURI WEEKLY SUMMARY

(Joplin and Springfield)

Receipts: 20,006 Week ago: 16,448 Year Ago: 11,896
Compared to last week, steers and heifers mostly steady to 10.00 higher. Slaughter cows 1.00 to 3.00 higher. Slaughter bulls uneven from 2.00 lower to 3.00 higher.

FEEDER STEERS:
Medium and Large 1

300-400 lbs. 350.00-383.00
400-500 lbs. 302.00-382.50
500-600 lbs. 292.00-340.00
600-700 lbs. 265.00-304.50
700-800 lbs. 235.00-266.00
800-900 lbs. 228.00-245.00
900-1000 lbs. 220.00-234.50

FEEDER HEIFERS:
Medium and Large 1

300-400 lbs. 290.00-335.00
400-500 lbs. 270.00-330.00
500-600 lbs. 258.00-302.00
600-700 lbs. 228.00-273.00
700-800 lbs. 224.50-248.25
800-900 lbs. 211.00-223.00
41 hd 901 lbs. 203.50

FEEDER HOLSTEIN STEERS
Large 3

Scarce Scarce

SLAUGHTER COWS: Breaking and Boning (70-85% lean) 97.00-114.50; high dressing 111.00-128.00; low dressing 96.00-104.50. Lean (85-90%) 88.00-104.50.

SLAUGHTER BULLS: Yield Grade 1-2 1220-2445 lbs. 119.00-140.00; high dressing 132.00-148.50; low dressing 110.00-122.00

BRED COWS: Medium and Large 1 2-4 yrs 1060-1260 lbs 2nd/3rd stage 2300.00-2850.00, fancy 2925.00-3100.00; 2-8 yrs 1060-1540 lbs 2nd/3rd stage 1060-1540 lbs 1900.00-2850.00, fancy 2900.00-3100.00, 1st stage 1775.00; >8 yrs 1240-1480 lbs 2nd/3rd stage 1700.00-2250.00 per head

BRED HEIFERS: Medium and Large 1 2-4 yrs 940-1160 lbs 1850.00-2525.00, fancy 2700.00-2850.00 per head

COW & CALF PAIRS: Medium and Large 1 2-8 yrs 1085-1180 lbs with <150 to 300 lb calves 2900.00-3000.00; 2-8 yrs 1085-1450 lbs rebred 1st stage with 150 to >300 lb calves 2700.00-3350.00. Medium and Large 1-2 1080-1695 lbs some rebred 1st stage with 150 to >300 lb calves 2150.00-2900.00 per pair

SOUTH CENTRAL MISSOURI WEEKLY SUMMARY

(West Plains, Phillipsburg)

Receipts: 6,172 Week ago: 5,715 Year Ago: 5,770
Compared to last week, feeder sold 2.00 to 8.00 higher, with some late week sales as much as 20.00 higher. Slaughter cows and bulls sold steady to 4.00 higher.

FEEDER STEERS:
Medium and Large 1

300-400 lbs. 327.50-372.50
400-500 lbs. 320.00-357.50
500-600 lbs. 292.00-337.00
600-700 lbs. 259.00-296.00
700-800 lbs. 244.50-260.00
800-900 lbs. 232.50-244.00

FEEDER HEIFERS:
Medium and Large 1

300-400 lbs. 280.00-322.50
400-500 lbs. 275.00-319.00
500-600 lbs. 245.00-285.00
600-700 lbs. 232.50-256.50
700-750 lbs. 219.00-230.00

FEEDER HOLSTEIN STEERS
Large 3

Scarce Scarce

SLAUGHTER COWS: Breaking and Boning (70-85% lean) 100.00-114.00; high dressing 110.00-130.00; low dressing 87.00-100.00. Lean (85-90%) 90.00-103.00

SLAUGHTER BULLS: Yield Grade 1-2 1275-2375 lbs. 119.00-134.00; high dressing 133.00-151.00; low dressing 108.00-117.00

BRED COWS: Medium and Large 1-2 2-8 yrs 1104-1500 lbs 2nd and 3rd stage 1500.00-2300.00, 1st stage 1450.00-1600.00 per head.

COW & CALF PAIRS: Medium and Large 1-2 2-8 yrs 950-1250 lbs with 150-300 lb calves 2000.00-2575.00 per pair.

WEST CENTRAL MISSOURI WEEKLY SUMMARY

(Kingsville, Windsor, Butler)

Receipts: 6,416 Week ago: 9,918 Year ago: 6,433
Compared to last week, feeder sold mostly steady to 10.00 higher instances 5.00-8.00 lower on yearlings Slaughter cows sold 2.00-5.00 higher.

FEEDER STEERS:
Medium and Large 1

400-500 lbs. 315.00-380.00
500-600 lbs. 293.00-350.00
600-700 lbs. 258.00-310.00
700-800 lbs. 236.00-263.00
800-900 lbs. 230.00-248.00

FEEDER HEIFERS:
Medium and Large 1

400-500 lbs. 278.00-320.00
500-600 lbs. 250.00-309.75
600-700 lbs. 237.00-270.00
700-800 lbs. 227.00-253.50
800-900 lbs. 215.00-217.25

SLAUGHTER BULLS: Yield Grade 1-2 1175-2200 lbs 118.00-135.00; high dressing 139.00-145.00; low dressing 110.00-111.00

SLAUGHTER COWS: Breaking and Boning (70-85% lean) 104.00-124.00, high dressing 118.550-129.00. Lean (85-90%) 88.00-108.00

BRED COWS: Scarce

COW & CALF PAIRS: Scarce

NORTHEAST MISSOURI WEEKLY SUMMARY

(Bowling Green, Kingdom City, Palmyra)

Receipts: 4,313 Week ago: 8,815 Year ago: 4,937
Compared to last week, steers under 550 lbs and heifers under 500 lbs steady to firm, steers 550-800 lbs and heifers 500-700 lbs mostly 3.00 to 8.00 higher, feeders over 800 lbs firm undertone. Slaughter cows 4.00 to 8.00 higher.

FEEDER STEERS:
Medium and Large 1

400-500 lbs. 317.00-339.00
500-600 lbs. 291.00-335.50
600-700 lbs. 269.00-296.00
700-800 lbs. 240.50-275.10
800-900 lbs. 229.50-243.00
60 hd 909 lbs. 228.50

FEEDER HEIFERS:
Medium and Large 1

400-500 lbs. 275.00-304.00
500-600 lbs. 261.00-306.00
600-700 lbs. 252.25-277.50
700-800 lbs. 225.00-244.00
800-900 lbs. 204.50-224.00

SLAUGHTER BULLS: Yield Grade 1-2 1350-2640 lbs 117.00-137.00; high dressing 130.00-160.00; low dressing ind 110.00.

SLAUGHTER COWS: Breaking and Boning, (70-85% lean) 96.00-114.00; high dressing 106.00-125.50; low dressing 90.00-102.00. Lean (85-90%) 92.00-100.50

SLAUGHTER STEERS: Choice and Prime 2-4 186.00. Choice 2-3 178.00-182.50. Select and Choice 1-3 172.00-178.00.

SLAUGHTER HEIFERS: Choice and Prime 2-4 186.50. Choice 2-3 179.50-183.50.

BRED COWS: Scarce

BRED HEIFERS: Scarce

NORTH CENTRAL MISSOURI WEEKLY SUMMARY

(Macon, Unionville, Green City, New Cambria)

Receipts: 6,239 Week ago: 562 Year ago: 2,649
Compared to two weeks ago, feeders steady to 5.00 higher, spots 10.00 higher. Slaughter cows 4.00 to 10.00 higher.

*Some sale barns on a bi-weekly schedule and may not have a sale each week.

FEEDER STEERS:
Medium and Large 1

300-400 lbs. 341.00-359.00
400-500 lbs. 319.00-376.00
500-600 lbs. 303.00-340.00
600-700 lbs. 264.50-309.00
700-800 lbs. 247.25-285.75
800-900 lbs. 238.50-243.00
900-950 lbs. 241.00-241.75

FEEDER HEIFERS:
Medium and Large 1

300-400 lbs. 314.00-329.00
400-500 lbs. 285.25-324.00
500-600 lbs. 263.00-309.75
600-700 lbs. 241.50-269.00
700-800 lbs. 224.00-242.75

SLAUGHTER BULLS: Yield Grade 1-2 1245-2065 lbs. 117.50-148.00; high dressing 131.00-148.00; low dressing 111.00

SLAUGHTER COWS: Breaking and Boning (70-85% lean) 100.00-113.00, high dressing 109.00-128.00; low dressing 93.00-99.00. Lean (85-90%) 89.50-102.00

BRED HEIFERS: Medium and Large 1 2-8 yrs 1258-1430 lbs 3rd stage 2400.00-2800.00; >5 yrs 1465-1475 lbs 2nd/3rd stage 1750.00-2100.00 per head

COW/CALF PAIRS: Medium and Large 1 2-8 yrs 1150-1450 lbs most rebred 1st stage with 150 to >300 lb calves 2800.00-3200.00 per pair

SOUTHEAST MISSOURI WEEKLY SUMMARY

(Jackson and Farmington)

Receipts: 2,221 Week ago: 1,412 Year ago: 1,942
 Compared to last week, steers and heifers 5.00 to 16.00 higher. Slaughter cows and bulls 2.00 to 4.00 higher.

FEEDER STEERS:

Medium and Large 1

300-400 lbs.	296.00-332.50
400-500 lbs.	284.00-320.00
500-600 lbs.	277.50-300.00
600-700 lbs.	242.50-280.00
700-800 lbs.	223.00-249.00
Pkg 835 lbs.	231.00

FEEDER HEIFERS:

Medium and Large 1

300-400 lbs.	275.00-312.00
400-500 lbs.	250.00-310.00
500-600 lbs.	230.00-273.00
600-700 lbs.	225.00-251.00
700-800 lbs.	220.00-230.00

SLAUGHTER BULLS: Yield Grade 1-2 1135-2285 lbs 100.00-120.00, high dressing 110.00-128.00

SLAUGHTER COWS: Breaking and Boning (75-85% lean) 87.00-100.00; high dressing 94.00-120.00. Lean (85-90% lean) 75.00-87.00

BRED COWS: Medium and Large 2 2-8 yrs 1060-1580 lbs 1st to 3rd stage 1475.00-1925.00; >8 yrs 1030-1650 lbs 2nd/3rd stage 1000.00-1750.00 per head

COW & CALF PAIRS: Scarce

EAST CENTRAL MISSOURI WEEKLY SUMMARY

(Cuba, Vienna)

Receipts: 1,761 Week ago: 2,918 Year ago: 2,836
 Compared to last week, feeders sold steady to 15.00 higher. Slaughter cows sold steady to 5.00 higher.

FEEDER STEERS:

Medium and Large 1

400-500 lbs.	337.50-357.50
500-600 lbs.	280.00-347.50
600-700 lbs.	260.00-290.00
700-800 lbs.	241.50-258.00
800-900 lbs.	225.75-244.00

FEEDER HEIFERS:

Medium and Large 1

400-500 lbs.	287.00-310.00
500-600 lbs.	250.00-304.00
600-700 lbs.	240.50-250.00
700-800 lbs.	204.00-228.50

SLAUGHTER BULLS: Yield Grade 1-2 1500-2235 lbs 116.50-134.00; high dressing 146.00-150.00; low dressing 121.00-127.00

SLAUGHTER COWS: Breaking and Boning, (70-85% lean) 100.00-115.50; high dressing 108.50-125.50; low dressing 95.50-106.50. Lean (85-90%) 91.50-106.00

BRED COWS: Medium and Large 1-2 2-4 yrs 980-1285 lbs 1st to 3rd stage 1750.00-2200.00; 5-8 yrs 1205-1505 lbs 2nd/3rd stage 1575.00-2075.00 per head

COW & CALF PAIRS: Medium and Large 1 5-8 yrs 1220 lbs rebred 1st stage with >300 lb calves 3000.00. Medium and Large 1-2 5-8 yrs 1225-1300 lbs with 150-300 lb calves 2225.00-2525.00; >8 yrs 1160-1470 lbs with 150-300 lb calves 2025.00-2050.00 per pair

NORTHWEST MISSOURI WEEKLY SUMMARY

(Tina)

Receipts: 2,771 Last Week: 2,060 Year Ago: 3,111
 Compared to last week, steers steady to 5.00 higher, heifers steady to 10.00 higher. Slaughter cows and bulls 2.00 to 5.00 higher.

FEEDER STEERS:

Medium and Large 1

400-500 lbs.	310.00-345.00
500-600 lbs.	293.00-329.00
600-700 lbs.	260.00-310.00
700-800 lbs.	250.00-265.75
800-900 lbs.	234.50-243.50
41 hd 924 lbs.	228.00

FEEDER HEIFERS:

Medium and Large 1

400-500 lbs.	292.00-324.00
500-600 lbs.	267.00-274.00
600-700 lbs.	244.50-261.00
700-800 lbs.	223.00-246.00
62 hd 811 lbs.	226.50

SLAUGHTER BULLS: Yield Grade 1-2 1145-2300 lbs 118.00-133.00; high dressing 134.00-104.00.

SLAUGHTER COWS: Breaking and Boning, (70-85% lean) 85.00-108.00; high dressing 108.00-124.00. Lean (85-90%) 85.00-108.00

BRED COWS: Medium and Large 1 2-8 yrs 1118-1357 lbs 2nd/3rd stage 2500.00-2725.00. Medium and Large 1-2 2-8 yrs 1065-1277 lbs 2nd/3rd stage 1800.00-2550.00, 1st stage 1560.00-1900.00 per head

COW/CALF PAIRS: Medium and Large 1 2-8 yrs 1462 lbs rebred 1st stage with >300 lb calves 3500.00. Medium and Large 1-2 975-1270 lbs rebred 1st stage with <150 to >300 lb calves 2075.00-2900.00 per pair

AFTERNOON NATIONAL SLAUGHTER CATTLE REVIEW

Thus far for Friday in the Texas Panhandle negotiated cash trade and demand has been moderate. Compared to last week live FOB purchases traded 3.00 higher at 183.00. In Kansas negotiated cash trade and demand has been moderate. Compared to last week live FOB purchases traded 2.00-3.00 higher from 182.00-183.00. In Nebraska negotiated cash trade and demand has been light to moderate. Compared to last week live FOB purchases traded 2.00 higher at 183.00. Compared to last week dressed delivered purchases traded 5.00 higher at 292.00. In the Western Cornbelt negotiated cash trade and demand has been light to moderate. Compared to last week live FOB purchases traded 4.00 higher at 184.00. Last week dressed delivered purchases at 285.00.

Negotiated Cash Sales:					
Confirmed:	37,869	Week Ago:	4,622	Year Ago:	15,133
Week to date:	41,616	Week Ago:	78,230	Year Ago:	57,241

Live Basis	Steers	Heifers
Over 80% Choice	180.50-184.00 avg 182.83	181.00-184.00 avg 183.06
65-80% Choice	181.00-183.00 avg 182.56	182.00-183.00 avg 182.77
35-65% Choice	182.00-183.00 avg 182.68	183.00-183.00 avg 183.00
0-35% Choice	-	-
Total All Grades	180.50-184.00 avg 182.71	181.00-184.00 avg 182.99
Dressed Basis		
Over 80% Choice	290.00-292.00 avg 291.65	290.00-292.00 avg 291.85
65-80% Choice	292.00-292.00 avg 292.00	292.00-292.00 avg 292.00
35-65% Choice	-	-
0-35% Choice	-	-
Total All Grades	290.00-292.00 avg 291.77	290.00-292.00 avg 291.95

All Beef Type Steers/Heifers	Head	Avg Wt	Price Range	Wtd Avg
Live FOB	28,689	1,429.8	180.50-184.00	182.86
Live Del	70	1325.0	181.00-181.00	181.00
Dressed Del	8,271	912.2	290.00-292.00	291.56
Dressed FOB	456	915.7	290.00-293.00	290.45

WEEKLY COMMODITY FUTURES TRENDS

Compared to last week, Live Cattle 0.35 to 1.43 higher, Lean Hogs 1.55 to 2.00 higher, Feeder Cattle 3.10 to 6.45 higher.

Daily Futures Closes

	Mon.	Tues.	Wed.	Thu.	Fri.
Cattle					
Feb	Holiday	184.40	183.97	183.50	185.60
Apr		187.32	187.70	186.55	187.90
Jun		182.95	183.30	182.70	183.87
Aug		181.95	182.30	181.52	183.00
Oct		185.15	185.42	184.57	185.90
Lean Hogs					
Apr	Holiday	85.67	85.97	87.20	87.20
May		89.00	89.35	90.32	90.85
Jun		98.17	97.97	98.92	99.37
Jul		99.02	98.97	99.60	100.20
Aug		98.40	98.47	98.92	99.62
Fdr Cat					
Mar	Holiday	251.37	251.35	252.05	254.57
Apr		255.35	255.92	256.70	259.97
May		258.12	259.12	259.32	262.07
Aug		269.57	270.12	268.35	270.87
Sep		270.67	271.12	269.62	271.55
Milk					
Feb	Holiday	16.18	16.18	16.19	16.14
Mar		16.99	16.98	17.13	17.31
Apr		17.15	17.20	17.66	17.85

WEEKLY COMMODITY GRAIN FUTURES TRENDS

Compared to last week, Soybeans 0.20 to 0.39 lower, Wheat 0.06 to 0.13 higher, Corn 0.09 to 0.17 lower, KC Wheat 0.02 to 0.04 higher, Soybean Meal 7.50 to 14.10 lower.

Daily Grain Futures Closes

	Mon.	Tues.	Wed.	Thu.	Fri.
Soybeans					
Mar	Holiday	1179 3/4	1160 3/4	1147 3/4	1133
May		1183 1/2	1165	1152 1/2	1141 3/4
Jul		1192	1174	1160 3/4	1151 1/4
Aug		1186 1/4	1168 3/4	1156	1149 1/4
Sep		1165	1151 1/4	1140 3/4	1135 1/2
Wheat					
Mar	Holiday	582 3/4	583 1/4	583 1/4	573 1/2
May		579 1/4	578	579 1/4	569
Jul		580	578	580	570
Sep		587 1/2	584 3/4	586 3/4	577
Dec		601 1/4	598	600	590 3/4
Corn					
Mar	Holiday	418 3/4	411	406	399 3/4
May		432 1/2	424 1/4	418 1/2	413 1/2
Jul		443 1/4	435 3/4	430 3/4	426 1/4
Sep		450 3/4	443 3/4	439 3/4	435 1/4
Dec		463	457 1/4	453 1/4	449 1/2
KC Wheat					
Mar	Holiday	585 3/4	577 1/4	574	568 3/4
May		581	574 1/2	571 1/2	565 1/2
Jul		572 3/4	568	566	558
Sep		582	578	575 3/4	568 1/4
Dec		598 3/4	595 1/2	593 1/2	585 1/4
SB Meal					
Mar	Holiday	347.60	342.00	334.90	331.50
May		341.70	336.70	331.40	328.00
Jul		344.50	339.50	334.80	331.50
Aug		345.20	340.30	336.10	333.40
Sep		344.90	339.30	336.60	334.50

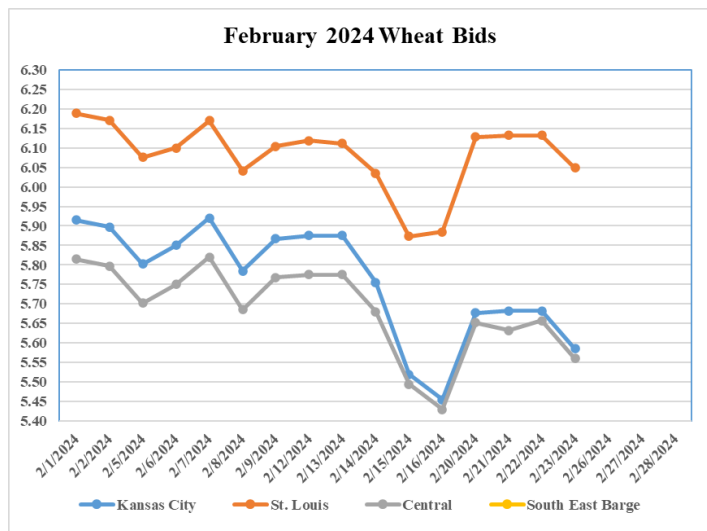
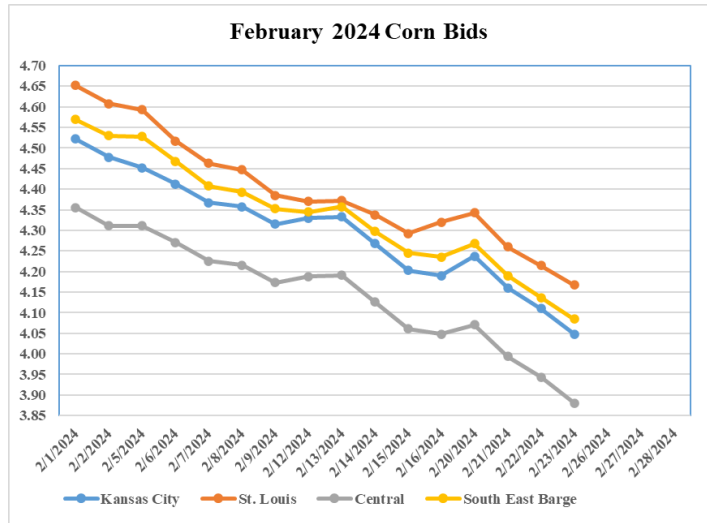
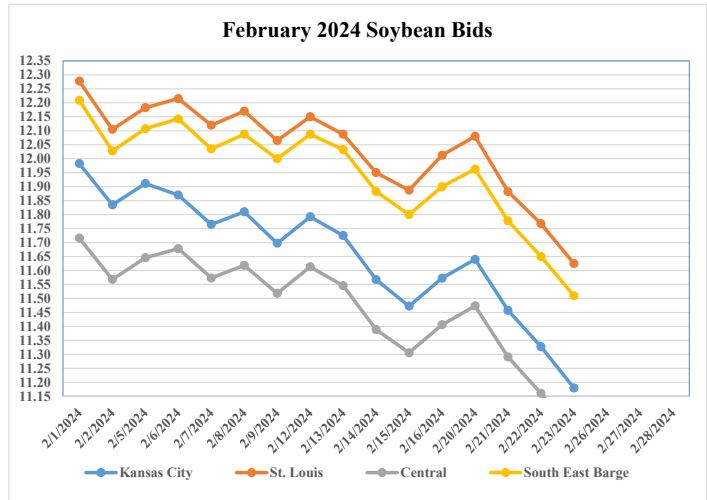
MISSOURI GRAIN WEEKLY TRENDS

Compared to last week, Soybeans 0.38 to 0.39 lower, Wheat 0.13 to 0.17 higher, Corn 0.12 to 0.17 lower, Sorghum 0.17 lower.

Area	#1 Soybeans	#2 Soft Wheat	#2 Corn	#2 Grain Sorghum
Kansas City				
Friday**	11.47-11.67	5.45	4.06-4.31	4.51
Monday	Holiday			
Tuesday	11.54-11.74	5.68	4.14-4.34	4.54
Wednesday	11.36-11.56	5.68	4.06-4.26	4.46
Thursday	11.22-11.42	5.68	4.01-4.21	4.41
Friday	11.08-11.28	5.58	3.94-4.14	4.34
St. Louis				
Friday**	12.01	5.70-6.00	4.31-4.32	4.66
Monday	Holiday			
Tuesday	12.08	5.93-6.23	4.34-4.35	4.69
Wednesday	11.88-11.89	5.93-6.23	4.25-4.27	4.61
Thursday	11.76	5.93-6.23	4.21-4.22	4.59
Friday	11.62-11.63	5.83-6.17	4.15-4.17	4.49
Central				
Friday**	11.37-11.42	5.40-5.45	4.01-4.06	---
Monday	Holiday			
Tuesday	11.44-11.49	5.63-5.68	4.04-4.09	---
Wednesday	11.26-11.31	5.58-5.68	3.96-4.01	---
Thursday	11.12-11.17	5.63-5.68	3.91-3.96	---
Friday	10.98-11.03	5.53-5.58	3.84-3.89	---
S.E. MO				
Friday**	11.86-11.93	---	4.20-4.26	---
Monday	Holiday			
Tuesday	11.93-11.98	---	4.25-4.29	---
Wednesday	11.74-11.82	---	4.15-4.23	---
Thursday	11.60-11.68	---	4.11-4.16	---
Friday	11.46-11.54	---	4.05-4.09	---

(PRICES PER BUSHEL) *NEW CROP **PREVIOUS WEEK'S PRICES
*Bids calculated using Kansas City, St. Louis, and St. Joseph bids

MONTHLY GRAIN CROP



*Axis value ranges may be updated to reflect data points.

WHOLESALE FEEDSTUFFS PRICES (DOLLARS PER TON-BULK BASIS)

Area	Soybean Hulls Pellets	Soybean Meal 46.5-48%	Corn Gluten Pellets 21%	Wheat Middlings
Kansas City	135.00	353.00	199.00	95.00
St. Louis	n/a	n/a	192.00	80.00

CATTLE ON FEED

Cattle and calves on feed for the slaughter market in the United States for feedlots with capacity of 1,000 or more head totaled 11.8 million head on February 1, 2024. The inventory was slightly above February 1, 2023.

Placements in feedlots during January totaled 1.79 million head, 7 percent below 2023. Net placements were 1.71 million head. During January, placements of cattle and calves weighing less than 600 pounds were 370,000 head, 600-699 pounds were 395,000 head, 700-799 pounds were 475,000 head, 800-899 pounds were 377,000 head, 900-999 pounds were 105,000 head, and 1,000 pounds and greater were 70,000 head.

Marketings of fed cattle during January totaled 1.84 million head, slightly below 2023.

Other disappearance totaled 81,000 head during January, 29 percent above 2023

LIVESTOCK SLAUGHTER

Commercial red meat production for the United States totaled 4.77 billion pounds in January, up slightly from the 4.76 billion pounds produced in January 2023.

Beef production, at 2.28 billion pounds, was 2 percent below the previous year. Cattle slaughter totaled 2.73 million head, down 3 percent from January 2023. The average live weight was up 9 pounds from the previous year, at 1,389 pounds.

Veal production totaled 3.9 million pounds, 12 percent below January a year ago. Calf slaughter totaled 22,600 head, 26 percent below January 2023. The average live weight was up 45 pounds from last year, at 294 pounds.

Pork production totaled 2.47 billion pounds, 2 percent above the previous year. Hog slaughter totaled 11.4 million head, 2 percent above January 2023. The average live weight was down 1 pound from the previous year, at 292 pounds.

Lamb and mutton production, at 10.6 million pounds, was 4 percent above January 2023. Sheep slaughter totaled 171,700 head, 5 percent above last year. The average live weight was 121 pounds, down 2 pounds from January a year ago.

MISSOURI WEEKLY SHEEP/GOAT AUCTION SUMMARY

Receipts: 2,039 Week Ago: 1,089 Last Year: 1,526

SHEEP: Feeder lambs Small and Medium 1-2 hair 30-50 lbs 250.00-295.00.

Slaughter lambs Choice and Prime 1-3 w/s 80-90 lbs 225.00-230.00. Choice and Prime 1-3 hair 50-70 lbs 260.00-295.00; 70-80 lbs 232.50-267.50; 80-110 lbs 200.00-265.00.

Utility and Good 1-3 hair 148 lbs 85.00. Good 2-3 hair 80-150 lbs 90.00-112.50.

Slaughter ewes Good 2-3 pkg 80 lbs 85.00/hd; pkg 115 lbs 135.00/hd. Utility and Good 1-3 hair 16 hd 83 lbs 90.00/cwt; 13 hd 85 lbs 65.00/hd.

Slaughter bucks 1-2 hair 125-150 lbs 110.00-125.00; pkg 160 lbs 95.00.

Replacement ewes Small and Medium 1-2 hair 1-2 yrs 90 lbs exp 130.00/hd; 2-4 yrs 90-105 lbs exp 120.00-125.00/hd.

Families Small and Medium 1-2 <1 yrs 116 lbs exp with <20 lb lambs 265.00/fam; 2-4 yrs 110-130 lbs exp with <20 lb lambs 200.00-340.00/fam; 4-6 yrs 80-95 lbs exp with <20 lb lambs 160.00-170.00/fam; 4-6 yrs 110-120 lbs exp with <20 lb lambs 180.00-285.00/fam.

GOATS: Feeder kids Selection 1 20-50 lbs 300.00-330.00. Selection 2 20-30 lbs 210.00-216.00; 18 hd 38 lbs 272.50; 40-50 lbs 250.00-290.00. Selection 3 35 lbs pygmies 140.00-160.00; pkg 42 lbs 180.00.

Slaughter kids Selection 1 50-65 lbs 280.00-312.50. Selection 2 50-75 lbs 200.00-285.00. Selection 3 pkg 59 lbs 150.00; pkg 68 lbs 200.00.

Slaughter nannies/does Selection 1-2 60-65 lbs 80.00-95.00. 70-85 lbs 90.00-120.00; pkg 87 lbs 70.00; pkg 92 lbs 85.00; 100-125 lbs 90.00-122.50. Selection 1-2 70-80 lbs 65.00-105.00/hd; 80-95 lbs 97.50-110.00/hd.

Slaughter bucks/billies 110-170 lbs 200.00-225.00.

Wethers Selection 1-2 85-100 lbs 230.00.

Wether kids Selection 1 41 hd 55 lbs 310.00. Selection 2 pkg 68 lbs 280.00.

Replacement nannies/does Selection 1-2 1-2 yrs 90 lbs exp 160.00/hd; 2-4 yrs 90 lbs exp 135.00/hd.

Families Selection 1-2 2-4 yrs 52 lbs exp with <20 lb kids 100.00/fam; 2-4 yrs 80-90 lbs exp with <20 lb kids 140.00-400.00/fam.

Explanatory Notes: Stage - Represents estimated lambing/kidding period (Open, Exp=exposed, Bred, Fall = Sep-Nov, Win = Dec-Feb, Spr = Mar-May, Sum=Jun-Aug; w/s = woolled and shorn; /hd= per head; /fam=per family
All price CWT unless otherwise noted.

MISSOURI DROUGHT MONITOR

Date	None	D0	D1	D2	D3	D4
02/20/24	36.54	44.56	18.90	0	0	0
02/13/24	44.84	39.55	15.61	0	0	0
02/21/23	88.82	9.60	1.58	0	0	0

Reflects percentage of Missouri impacted by drought. D0 Abnormally Dry; D1 Moderate Drought; D2 Severe Drought; D3 Extreme Drought; D4 Exceptional Drought

NATIONAL DIRECT DELIVERED FEEDER PIG REPORT

02/23/24 Receipts: 108,516 Week ago: 130,671 Year Ago: 91,408
Early weaned pigs 3.00 per head higher. feeder pigs 4.00 per head higher.
Early weaned pigs 10-12 lbs. basis: Cash 37,300 head 40.00-62.00, weighted average 55.62. Formula 57,083 head 45.75-70.28, weighted average 57.69. Feeder pigs 40 pounds basis: Cash 14,133 head 65.00-84.00, weighted average 78.23

NATIONAL DAILY DIRECT PRIOR DAY HOG REPORTS FOR 02/23/24

BARROWS AND GILTS (Carcass Basis): 2134 head
Base Carcass Price 66.00-74.00, weighted average 70.99

SOWS (Live Basis): 6,746 head
300-500 lbs. 22.00-63.00
Over 500 lbs. 40.20-65.50

MISSOURI WEEKLY DIRECT SLAUGHTER CATTLE REPORT 02/23/24

Weekly Receipts: 200 Week ago: 0 Year ago: 280
Trading as of Friday morning, mostly inactive as producers are passing on current bids. Grid sales 2.00 higher.

LIVE STEERS & HEIFERS: No sales reported
DRESSED STEERS & HEIFERS: No sales reported

GRADE AND WEIGHT (Grid): 2 loads Friday 296.00 3 loads late last Friday 294.00

Click here for the current [National Crop Progress](#)
Click here for the current [Missouri Crop Progress](#)
The current hay directory can be found at: [Hay Directory](#).

MISSOURI WEEKLY HAY SUMMARY 02/22/24

Spring was in the air this week. Although grass turn out is still a ways away there are some early sprigs of grass showing up especially in the southern part of the state. Warmer weather has some people looking to unload some extra hay now and the average to lower quality hay has backed off from the higher prices seen earlier in the feeding season. Given the high cost of hay and the general lower supplies most farmers are glad for what appears to be an early spring. The supply of hay is light to moderate, demand is moderate, and prices for high quality hay steady to firm mid to lower quality hay steady to weak. The Missouri Department of Agriculture has a hay directory at <https://apps.mda.mo.gov/haydirectory> or visit the University of Missouri Extension feed stuff finder at <https://feedstufffinder.org>

Alfalfa - Supreme 250.00-350.00, small square 10.00-15.00 per bale

Alfalfa - Premium 200.00-275.00

Alfalfa - Good 150.00-200.00, small square 5.00-10.00 per bale

Alfalfa - Fair 125.00-150.00

Mixed grass - Good/Premium 150.00-225.00

Mixed grass-Fair/Good 100.00-175.00, small square 5.00-11.00 per bale

Mixed grass - Fair 50.00-75.00 per large round bale

Wheat straw - 4.00-7.00 per small square bale

Please Note: The above volumes (tonnage, acres, and bales) listed are for confirmed trades only, it does not include estimated volume (tonnage) for bids or offers to the trade. List your hay for sale at: [Hay Listing Online Form](#). Explanation of Hay Quality Guidelines: [Hay Quality Designation Guidelines](#). Glossary of Terms: [Livestock, Poultry, & Grain Hay Terms](#)