

Weekly Market Summary

Published by:
Missouri Department of Agriculture
Ag Business Development Division
Market News Program



Chris Chinn, Director
 Jill Wood, Division Director
 Tony Hancock, Editor
[agmarketnews.mo.gov](http://www.ams.usda.gov/marketnews.htm)
<http://www.ams.usda.gov/marketnews.htm>

Michael L. Parson, Governor

Volume XLIV, Number 12 ♦ P.O. Box 630, Jefferson City, MO 65102 ♦ (573) 751-4211 ♦ Mon, Mar 25, 2024

MISSOURI WEEKLY FEEDER CATTLE WEIGHTED AVERAGE REPORT

Feeder Cattle Receipts: 32,351 Week ago: 23,728 Year ago: 24,180
 Steers and Heifers Medium and Large 1—Weighted average weights and prices

STEERS: Medium and Large 1

277 lbs. 392.06 478 lbs. 354.92 677 lbs. 285.17 876 lbs. 239.05
 320 lbs. 393.21 524 lbs. 332.42 725 lbs. 275.22 916 lbs. 227.62
 378 lbs. 374.89 573 lbs. 319.81 776 lbs. 259.12 962 lbs. 230.36
 423 lbs. 367.58 621 lbs. 304.84 820 lbs. 247.80 1043 lbs. 213.12

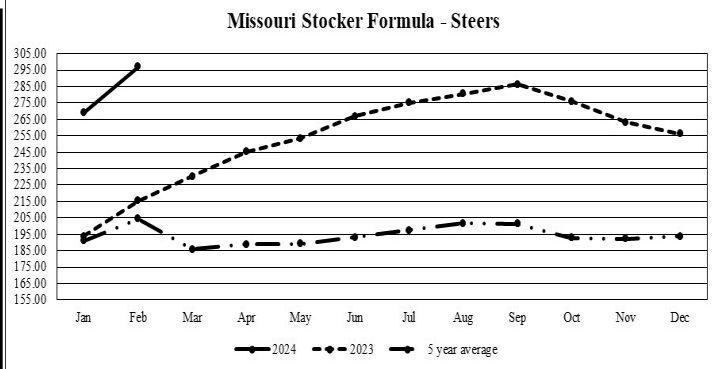
HEIFERS: Medium and Large 1

269 lbs. 330.53 475 lbs. 302.76 666 lbs. 256.84 868 lbs. 220.19
 327 lbs. 335.98 525 lbs. 290.73 720 lbs. 243.92 915 lbs. 217.94
 376 lbs. 329.31 574 lbs. 281.07 767 lbs. 238.13 1019 lbs. 188.92
 428 lbs. 313.68 622 lbs. 262.81 819 lbs. 220.36

MISSOURI STEER (HEIFER) STOCKER FORMULA 03/25/2023

Monday's Missouri Stocker formula consists of 5,652 (6,382) head with a weighted average weight of 535.41 (532.11) lbs. and a price value of 321.95 (281.27), 6.05 higher (6.09 higher) than last week.

This a rolling seven day calculated weighted value which combines all Feeder Steers reported by MDA/USDA Market News Service weighing from 400-649 lbs. in the Medium and Large 1 and Medium and Large 1-2 frame and muscle classifications, including all comment cattle except Brahman X. Heifer values are in parentheses.



*Graph is updated the first Monday of each month. Axis value ranges may be updated to reflect data points.

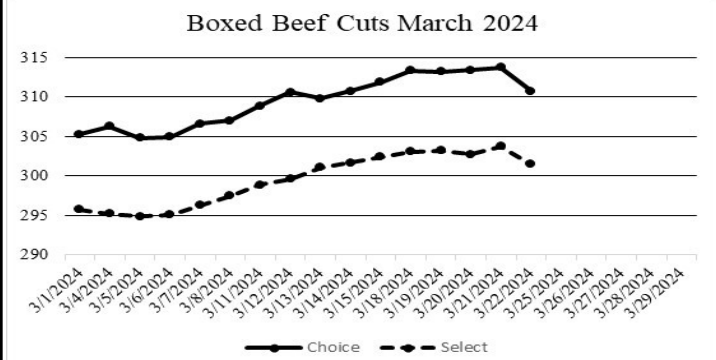
MISSOURI WEEKLY CATTLE AUCTION SUMMARY

Total Receipts: 39,026 Week Ago: 28,143 Year Ago: 28,856

Compared to last week, feeders sold 3.00 to 7.00 higher. The supply of feeders was moderate, and demand was good to very good. Buyers for light weight grazers continue to have to work to put together numbers as there just isn't a lot of big drafts of home raised calves left to market currently. Most are smaller lots with anything close to a full gooseneck enough to catch some attention. Several loads of heavyweights continue to show with many of them being put together cattle that were bought at some point earlier and now coming back to town with a little more age and a few more lbs. The monthly cattle on feed report came out Friday afternoon and confirming most of the local coffee shop talk the analyst missed the mark with guesses this month and the report will be viewed as bearish. Marketings and On-Feed numbers came in near the high end of the pre-report estimates at 103 and 101 percent. Placements was reported at 110 percent a full one percent above the top end of the range. Despite all numbers being above the year ago comparisons looking back over history the total numbers are much lower than what is typically reported in February which continues to support that beef numbers are still tight and will continue to be for the foreseeable future. Once again price levels for cull cows and bulls have gotten to very high levels as lean ground demand is high, and supplies are low. Top cow reported this week sold for 154.00 and top bull reported at 178.50. That totals up to a lot of value for cull animals which provides an opportunity to add some genetics when replacing. Even though many higher quality replacement heifers are on either side of the \$3K mark when one can get around \$1800 or more for cull cows that does not make genetics that expensive compared to historical spreads. A few of this week's stick out sales included a small handful of 339 lb. feather weight steers at Tina Livestock Market which sold for 445.00. A half load of 562 lb. steers sold at Green City Livestock Center sold a load of 700 lb. steers at 302.00. Joplin Regional Stockyards had 154 head of 806 lb. steers which brought 255.00. Several loads of 700-750 lbs. heifers at multiple barns again this week. Kingsville Livestock Auction had the largest draft which was 219 head of 733 lb. heifers which sold at 254.35. Ozarks Regional Stockyards has a gooseneck load of 500 lbs. heifers which sold for 322.00. Boxed beef cutouts values closed slightly lower this week. Choice closed on Friday at 310.72, down 1.18 and select closed at 301.47, down 0.93 compared to last week. Negotiated feedlot sales as of the Friday afternoon report totaled 96K head prices levels were stronger this week pushing both live and dressed prices to all-time record highs. Live sales were reported at 188.00-191.50 and Dressed sales at 302.00. Missouri Stocker formula consists of 5,652 head with a weighted average weight of 535.41 lbs. and a price value of 321.95, 6.05 higher than a week ago. The steer/heifer spread is 40.68.

NATIONAL BOXED BEEF CUTOUT/BOXED BEEF CUTS

DATE	CHOICE	SELECT	TOTAL LOADS
3/18	313.33	303.05	114
3/19	313.22	303.18	138
3/20	313.44	302.71	136
3/21	313.73	303.73	118
3/22	310.72	301.47	85
5 Day Simple Average	312.89	302.83	



*Axis value ranges may be updated to reflect data points.

WEEKLY LIVESTOCK SLAUGHTER 03/23/24

	CATTLE	HOGS	SHEEP
Week to Date:	598,000	2,532,000	40,000
Last Week:	601,000	2,466,000	40,000
Last Year:	627,844	2,472,821	43,941

The Weekly Market Summary, as well as historical summaries, are available on our website <https://agmarketnews.mo.gov/summaries>
 Market News Hotline: 1-573-522-9244

SOUTHWEST MISSOURI WEEKLY SUMMARY

(Joplin and Springfield)

Receipts: 12,993 Week ago: 10,397 Year Ago: 9,757

Compared to last week, steers and heifers steady to 8.00 higher, spots 15.00 higher. Slaughter cows 4.00 to 10.00 higher. Slaughter bulls 2.00 to 8.00 higher.

FEEDER STEERS:

Medium and Large 1

Table with 2 columns: weight ranges (300-400 lbs to 1000-1100 lbs) and prices (350.00-410.00 to 205.00-213.75)

FEEDER HEIFERS:

Medium and Large 1

Table with 2 columns: weight ranges (300-400 lbs to Pkg 1011 lbs) and prices (315.00-380.00 to 187.00)

FEEDER HOLSTEIN STEERS

Large 3

Scarce

Scarce

SLAUGHTER COWS: Breaking and Boning (70-85% lean)

116.00-136.00, high dressing 129.00-154.00; low dressing 103.00-117.50. Lean (85-90%) 101.00-121.00.

SLAUGHTER BULLS: Yield

Grade 1-2 1320-2435 lbs. 135.00-162.00; high dressing 152.00-178.50; low dressing 127.00-135.00

BRED COWS: Medium and Large 1 2-8 yrs 1043-1520 lbs 2nd/3rd stage 1700.00-2650.00, fancy 2750.00-3125.00; >8 yrs 1295-1505 lbs 2nd/3rd stage 1885.00-2000.00. Medium and Large 1-2 2-4 yrs 1025 lbs 2nd/3rd stage 2500.00; 2-8 yrs 828-1338 lbs 2nd/3rd stage 1450.00-2550.00, 1st stage 1325.00-1950.00 per head

BRED HEIFERS: Medium and Large 1 2-4 yrs 960 lbs 2nd/3rd stage 2650.00 per head

COW & CALF PAIRS: Medium and Large 1 2-8 yrs some rebred 1st stage with 150 to >300 lb calves 2900.00-3525.00; >8 yrs 1165-1230 lbs rebred 1st stage with >300 lb calves 2700.00-2975.00. Medium and Large 1-2 2-8 yrs 960-1260 lbs with <150 to >300 lb calves 2025.00-2750.00; 2-8 yrs 960 lbs rebred 1st stage with >300 lb calves 2900.00 per pair

SOUTH CENTRAL MISSOURI WEEKLY SUMMARY

(West Plains, Phillipsburg)

Receipts: 3,745 Week ago: 4,000 Year Ago: 3,872

Compared to last week, steers and heifers steady to 5.00 higher, spots 10.00 higher. Slaughter cows and bulls 3.00 to 7.00 higher. spots 10.00 higher.

FEEDER STEERS:

Medium and Large 1

Table with 2 columns: weight ranges (350-400 lbs to 800-850 lbs) and prices (355.00-382.50 to 240.00-248.50)

FEEDER HEIFERS:

Medium and Large 1

Table with 2 columns: weight ranges (300-400 lbs to 700-800 lbs) and prices (313.00-344.00 to 223.00-231.50)

FEEDER HOLSTEIN STEERS

Large 3

Scarce

Scarce

SLAUGHTER COWS: Breaking and Boning (70-85% lean)

112.00-138.00, high dressing 126.00-144.00; low dressing 102.00-118.50. Lean (85-90%) 104.00-119.50

SLAUGHTER BULLS: Yield

Grade 1-2 1190-2240 lbs. 131.00-149.00; high dressing 146.00-170.00; low dressing 117.00-139.00

BRED COWS: Medium and Large 1 2-8 yrs 1457 lbs 2nd/3rd stage 2000.00. Medium and Large 1-2 2-8 yrs 1005-1375 lbs 2nd/3rd stage 1350.00-1975.00, 1st stage 1700.00-1750.00 per head

BRED HEIFERS: Medium and Large 1-2 <2 yrs 775-1100 lbs 1st to 3rd stage 1400.00-1550.00; 2-4 yrs 795-975 lbs 2nd/3rd stage 1225.00-1625.00 per head

COW & CALF PAIRS: Medium and Large 1 2-8 yrs 1598 lbs with 150-300 lb calves 2650.00 per pair. Medium and Large 2 2-8 yrs 1150-1250 lbs with 150-300 lb calves 1900.00-2000.00 per pair

WEST CENTRAL MISSOURI WEEKLY SUMMARY

(Kingsville, Windsor, Butler)

Receipts: 5,634 Week ago: 4,612 Year ago: 2,624

Compared to last week, steers and heifers sold steady to 10.00 higher. Slaughter cows sold firm to 5.00 higher.

FEEDER STEERS:

Medium and Large 1

Table with 2 columns: weight ranges (400-500 lbs to Pkg 1126 lbs) and prices (336.00-401.00 to 193.50)

FEEDER HEIFERS:

Medium and Large 1

Table with 2 columns: weight ranges (400-500 lbs to 900-950 lbs) and prices (301.00-357.50 to 210.00-217.00)

SLAUGHTER BULLS: Yield

Grade 1-2 1220-2060 lbs 129.00-155.00; high dressing 148.00-163.00

SLAUGHTER COWS: Breaking and Boning (70-85% lean)

102.00-136.50, high dressing 130.50-150.00. Lean (85-90%) 103.00-133.00

BRED COWS: Medium and Large

1-2 2-4 yrs 920-1091 lbs 2nd/3rd stage 1600.00-2500.00; 2-8 yrs 1075-1450 lbs 2nd/3rd stage 1775.00-2550.00 per head

COW & CALF PAIRS: Medium and Large

1-2 2-8 yrs 1090-1391 lbs with <150 lb calves 3000.00-3925.00 per pair

NORTHEAST MISSOURI WEEKLY SUMMARY

(Bowling Green, Kingdom City, Palmyra)

Receipts: 5,476 Week ago: 3,656 Year ago: 6,370

Compared to last week, steers steady to firm, spots 5.00 to 15.00 higher. Heifers steady to firm, spots 5.00 to 10.00 higher. Slaughter cows 4.00 to 8.00 higher.

FEEDER STEERS:

Medium and Large 1

Table with 2 columns: weight ranges (400-500 lbs to 56 hd 961 lbs) and prices (335.00-406.00 to 229.75)

FEEDER HEIFERS:

Medium and Large 1

Table with 2 columns: weight ranges (400-500 lbs to 800-900 lbs) and prices (290.00-327.00 to 224.50-225.25)

SLAUGHTER BULLS: Yield

Grade 1-2 1350-2600 lbs 131.00-156.00; high dressing 144.00-170.00

SLAUGHTER COWS: Breaking and Boning (70-85% lean)

110.00-129.00; high dressing 120.00-146.00; low dressing 95.00-111.00. Lean (85-90%) 95.00-112.00

SLAUGHTER STEERS: Choice and Prime

2-4 189.50-191.50. Choice 2-3 184.50-190.50. Select and Choice 1-3 180.00

SLAUGHTER HEIFERS: Choice and Prime

3-4 187.50-190.50. Choice 2-3 185.00-189.50. Select 1-2 177.00-178.00

BRED COWS: Scarce

COW/CALF PAIRS: Scarce

NORTH CENTRAL MISSOURI WEEKLY SUMMARY

(Macon, Unionville, Green City, New Cambria)

Receipts: 2,932 Week ago: 1,612 Year ago: 1,441

Compared to two weeks ago, steers 10.00 to 15.00 higher, heifers 1.00 to 5.00 higher, spots 10.00 higher. Slaughter cows 2.00 to 7.00 higher.

*Some sale barns on a bi-weekly schedule and may not have a sale each week.

FEEDER STEERS:

Medium and Large 1

Table with 2 columns: weight ranges (400-500 lbs to 700-800 lbs) and prices (342.00-419.00 to 258.50-286.25)

FEEDER HEIFERS:

Medium and Large 1

Table with 2 columns: weight ranges (350-400 lbs to 13 hd 713 lbs) and prices (319.00-400.00 to 239.50)

SLAUGHTER BULLS: Yield

Grade 1-2 1435-2550 lbs. 133.00-165.00; high dressing 149.00-167.50; low dressing 124.50-133.00

SLAUGHTER COWS: Breaking and Boning (70-85% lean)

108.00-129.00, high dressing 122.00-142.00. Lean (85-90%) 94.00-113.00

BRED HEIFERS: Medium and Large

1-2 2-8 yrs 1137-1500 lbs 2nd/3rd stage 1975.00-2575.00, 1st stage 1600.00-2100.00 per head

COW/CALF PAIRS: Medium and Large

1-2 2-8 yrs 1050-1350 lbs with 150-300 lb calves 2900.00-3300.00 per pair

SOUTHEAST MISSOURI WEEKLY SUMMARY

(Jackson and Farmington)

Receipts: 2,287 Week ago: 1,327 Year ago: 1,606
 Compared to last week, steers and heifers uneven from 4.00 lower to 12.00 higher. Slaughter cows 4.00 to 12.00 higher. Slaughter bulls 3.00 to 6.00 higher.

FEEDER STEERS:
 Medium and Large 1

300-400 lbs.	315.00-360.00
400-500 lbs.	295.00-355.00
500-600 lbs.	275.00-320.00
600-700 lbs.	257.50-295.00
700-800 lbs.	220.00-267.00
800-900 lbs.	225.00-240.00

FEEDER HEIFERS:
 Medium and Large 1

300-400 lbs.	290.00-322.50
400-500 lbs.	265.00-315.00
500-600 lbs.	250.00-289.00
600-700 lbs.	225.00-252.00
700-800 lbs.	213.00-230.00
800-850 lbs.	210.00-222.00

SLAUGHTER BULLS: Yield Grade 1-2 1195-2365 lbs 120.00-130.00, high dressing 129.00-160.00

SLAUGHTER COWS: Breaking and Boning (75-85% lean) 105.00-120.00; high dressing 111.50-143.50; Lean (85-90% lean) 89.00-108.00

BRED COWS: Medium and Large 2 2-8 yrs 1025-1345 lbs 1st to 3rd stage 1235.00-1825.00 per head

COW & CALF PAIRS: Scarce

EAST CENTRAL MISSOURI WEEKLY SUMMARY

(Cuba, Vienna)

Receipts: 2,369 Week ago: 1,654 Year ago: 1,395
 Compared to last week, steers mostly steady, except some near 500 lbs 10.00 to 15.00 lower. Heifers under 450 lbs 5.00 to 15.00 higher, over 450 lbs steady to 5.00 higher, some near 700 lbs 10.00 to 15.00 higher. Slaughter cows 5.00 to 8.00 higher.

FEEDER STEERS:
 Medium and Large 1

400-500 lbs.	322.50-387.50
500-600 lbs.	299.00-347.50
600-700 lbs.	265.50-298.00
700-800 lbs.	244.50-269.50

FEEDER HEIFERS:
 Medium and Large 1

400-500 lbs.	286.00-335.00
500-600 lbs.	263.00-293.00
600-700 lbs.	244.50-262.50
700-800 lbs.	218.50-256.50
26 hd 1021 lbs.	189.50

SLAUGHTER BULLS: Yield Grade 1-2 1390-2100 lbs 140.00-155.00; high dressing 149.50-169.00; few low dressing 125.00-134.00

SLAUGHTER COWS: Breaking and Boning, (70-85% lean) 118.50-132.50; high dressing 129.50-144.00; low dressing 107.00-121.00. Lean (85-90%) 109.00-120.00

BRED COWS: Medium and Large 1-2 2-8 yrs 1090-1330 lbs. 1st to 3rd stage 1625.00-2000.00 per head

COW & CALF PAIRS: Scarce

NORTHWEST MISSOURI WEEKLY SUMMARY

(Tina)

Receipts: 3,590 Two Weeks Ago: 2,254 Year Ago: 1,791
 Compared to last week, steers and heifers 5.00 to 10.00 higher, spots sharply higher. Slaughter cows and bulls 5.00 to 10.00 higher.

FEEDER STEERS:
 Medium and Large 1

300-400 lbs.	367.50-445.00
400-500 lbs.	339.00-367.50
500-600 lbs.	310.00-351.00
600-700 lbs.	294.00-309.00
700-750 lbs.	267.00-270.50

FEEDER HEIFERS:
 Medium and Large 1

300-400 lbs.	320.00-357.00
400-500 lbs.	306.00-325.00
550-600 lbs.	286.00-308.50
600-700 lbs.	259.00-280.00

SLAUGHTER BULLS: Yield Grade 1-2 1320-2300 lbs ind 135.00; high dressing 143.00-161.00

SLAUGHTER COWS: Breaking and Boning, (70-85% lean) 104.00-123.50; high dressing 123.00-142.00. Lean (85-90%) 88.00-121.00

BRED COWS: Medium and Large 1-2 2-8 yrs 2nd/3rd stage 2200.00-2750.00, fancy 3100.00-3150.00 per head. Large 1-2 5-8 yrs 1365 lbs 2nd stage 2200.00; >5 yrs 1400 lbs 3rd stage 2200.00 -2250.00 per head

COW/CALF PAIRS: Medium and Large 1-2 5-8 yrs 1250-1400 lbs with 150-300 lb calves 2550.00-2950.00 per pair. Large 1-2 >5 yrs 1400 lbs with 150-300 lb calves 2710.00 per pair

AFTERNOON NATIONAL SLAUGHTER CATTLE REVIEW

Thus far for Friday in the Southern Plains negotiated cash has been at a standstill. The most recent market in the Southern Plains was Thursday with live FOB purchase at 188.00. In Nebraska and the Western Cornbelt negotiated cash has been slow on light demand. The most recent market in Nebraska was Thursday with live FOB purchases at 190.00, with a few purchases up to 191.00, and delivered purchases at 302.00. The most recent market in the Western Cornbelt was Thursday with live FOB purchases from 190.00-191.00, with a few purchases up to 191.50, and dressed delivered purchases at 302.00.

Negotiated Cash Sales:

Confirmed:	4,190	Week Ago:	39,842	Year Ago:	3,824
Week to date:	96,452	Week Ago:	74,963	Year Ago:	82,943

<u>Live Basis</u>	<u>Steers</u>	<u>Heifers</u>
Over 80% Choice	188.00-191.00, avg 190.05	189.00
65-80% Choice	-	-
35-65% Choice	-	-
0-35% Choice	-	-
Total All Grades	188.00-191.00, avg 190.05	189.00
<u>Dressed Basis</u>		
Over 80% Choice	305.00-306.00, avg 305.55	300.00-306.00, avg 304.30
65-80% Choice	-	-
35-65% Choice	-	-
0-35% Choice	-	-
Total All Grades	305.00-306.00, avg 305.55	300.00-306.00, avg 304.30

<u>All Beef Type Steers/Heifers</u>	<u>Head</u>	<u>Avg Wt</u>	<u>Price Range</u>	<u>Wtd Avg</u>
Live FOB	2,969	1526.6	188.00-192.00	190.23
Live Del	122	1433.6	191.00	191.00
Dressed Del	1,099	897.4	300.00-306.00	304.85
Dressed FOB	-	-	-	-

WEEKLY COMMODITY FUTURES TRENDS

Compared to last week, Live Cattle Apr 0.25 higher, others 0.70 to 1.22 lower, Lean hogs 1.95 to 2.77 lower, Feeder Cattle Mar 0.68 higher, others 0.62 to 2.82 lower.

Daily Futures Closes

	Mon.	Tues.	Wed.	Thu.	Fri.
Cattle					
Apr	188.57	188.05	187.80	188.37	187.50
Jun	185.40	185.00	184.77	184.50	182.90
Aug	184.35	184.02	183.70	183.27	181.50
Oct	187.25	186.97	186.62	186.17	184.45
Dec	191.10	191.12	190.62	190.15	188.47
Lean Hogs					
Apr	86.82	85.82	85.30	84.90	84.57
May	93.42	91.95	90.97	89.90	90.40
Jun	103.02	101.25	100.62	99.30	99.70
Jul	105.30	103.95	103.32	101.90	102.07
Aug	104.17	103.05	102.37	101.37	101.47
Fdr Cat					
Mar	251.20	250.67	250.25	250.87	249.95
Apr	255.10	255.07	254.92	254.62	251.50
May	259.12	258.92	258.80	258.07	253.77
Aug	269.72	269.82	269.27	268.40	264.55
Sep	270.70	271.12	270.60	269.55	266.05
Milk					
Mar	16.44	16.46	16.43	16.41	16.42
Apr	16.16	16.29	16.17	15.74	15.63
May	16.49	16.70	16.48	16.25	16.22

WEEKLY COMMODITY GRAIN FUTURES TRENDS

Compared to last week, Soybeans 0.03 to 0.07 lower, Wheat 0.23 to 0.26 higher, Corn 0.03 to 0.06 higher, KC Wheat 0.24 to 0.27 higher, Soybean Meal 4.00 to 5.70 higher.

Daily Grain Futures Closes

	Mon.	Tues.	Wed.	Thu.	Fri.
Soybeans					
May	1187 3/4	1185 1/2	1209 1/2	1212	1192 1/2
Jul	1202 1/4	1200 1/4	1223 1/4	1225 3/4	1205 1/2
Aug	1199	1198	1219 1/2	1223	1202 3/4
Sep	1183 1/2	1183 1/2	1202 3/4	1206 1/4	1187 1/4
Nov	1180 1/2	1181 1/4	1200 1/4	1204 1/4	1187
Wheat					
May	542 3/4	552 1/2	545	546 3/4	554 3/4
Jul	557 1/2	567 1/4	560 1/4	562	569 1/2
Sep	572 3/4	582 1/4	575 3/4	577 3/4	585
Dec	594	602 1/2	597	599	606 1/4
Mar	612	620	615 1/4	617 1/2	624 3/4
Corn					
May	436	439 1/2	439	440 3/4	439 1/4
Jul	448 3/4	452 1/4	452 1/4	454	452
Sep	458	461	461 1/2	463 1/4	461 3/4
Dec	470 3/4	473 1/4	474 3/4	476 3/4	475 1/4
Mar	483 1/2	486 1/2	488 3/4	490 1/2	489
KC Wheat					
May	573 3/4	582 3/4	580 1/2	581 3/4	590 1/2
Jul	567 1/2	575 1/2	573 3/4	575 1/2	584 3/4
Sep	577 1/2	585 1/4	574	586 1/4	595 1/2
Dec	595	603 1/4	601 3/4	604 1/4	613 1/4
Mar	610 1/4	619	617 1/4	619 1/2	628 1/2
SB Meal					
May	331.90	333.90	342.50	344.30	339.10
Jul	336.30	338.00	346.10	348.10	343.10
Aug	337.30	339.20	346.80	349.00	344.40
Sep	338.60	340.70	347.80	349.90	345.70
Oct	338.80	341.00	347.70	349.60	346.00

MISSOURI GRAIN WEEKLY TRENDS

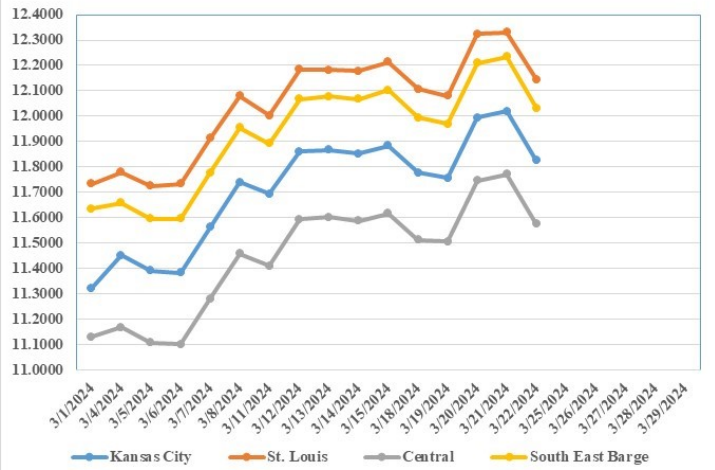
Compared to last week, Soybeans 0.05 to 0.16 lower, 0.26 to 0.31 higher, Corn 0.02 lower to 0.02 higher, Sorghum 0.02 higher.

Area	#1 Soybeans	#2 Soft Wheat	#2 Corn	#2 Grain Sorghum
Kansas City				
Friday**	11.73-12.03	5.14	4.22-4.47	4.57
Monday	11.63-11.93	5.28	4.21-4.46	4.56
Tuesday	11.61-11.91	5.38	4.25-4.50	4.60
Wednesday	11.85-12.15	5.30	4.24-4.49	4.59
Thursday	11.87-12.17	5.32	4.26-4.51	4.61
Friday	11.68-11.98	5.40	4.24-4.49	4.59
St. Louis				
Friday**	12.21	5.11-5.29	4.52	5.17
Monday	12.11	5.25-5.43	4.51-4.52	5.16
Tuesday	12.08-12.09	5.35-5.53	4.55-4.56	5.20
Wednesday	12.32-12.34	5.27-5.45	4.50-4.53	5.19
Thursday	12.33	5.29-5.47	4.52-4.54	5.21
Friday	12.14-12.16	5.42-5.55	4.50-4.52	5.19
Central				
Friday**	11.58-11.63	4.99-5.14	4.12-4.17	—
Monday	11.48-11.53	5.13-5.28	4.11-4.16	—
Tuesday	11.46-11.56	5.23-5.38	4.15-4.20	—
Wednesday	11.70-11.80	5.15-5.30	4.14-4.19	—
Thursday	11.72-11.82	5.17-5.32	4.16-4.21	—
Friday	11.53-11.63	5.25-5.40	4.14-4.19	—
S.E. MO				
Friday**	12.04-12.13	—	4.30-4.44	—
Monday	11.93-12.03	—	4.31-4.43	—
Tuesday	11.90-12.01	—	4.34-4.47	—
Wednesday	12.14-12.25	—	4.33-4.46	—
Thursday	12.16-12.27	—	4.35-4.48	—
Friday	11.97-12.08	—	4.33-4.46	—

(PRICES PER BUSHEL) *NEW CROP **PREVIOUS WEEK'S PRICES
*Bids calculated using Kansas City, St. Louis, and St. Joseph bids

MONTHLY GRAIN CROP

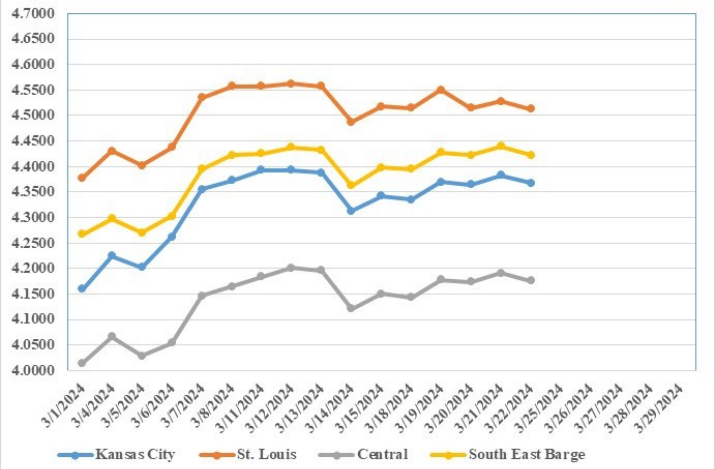
March 2024 Soybean Bids



March 2024 Wheat Bids



March 2024 Corn Bids



*Axis value ranges may be updated to reflect data points.

WHOLESALE FEEDSTUFFS PRICES (DOLLARS PER TON-BULK BASIS)

Area	Soybean Hulls Pellets	Soybean Meal 46.5-48%	Corn Gluten Pellets 21%	Wheat Middlings
Kansas City	106.67	351.60	180.00	91.67
St. Louis	n/a	n/a	172.50	76.25

LIVESTOCK SLAUGHTER

Commercial red meat production for the United States totaled 4.55 billion pounds in February, up 7 percent from the 4.26 billion pounds produced in February 2023.

Beef production, at 2.17 billion pounds, was 4 percent above the previous year. Cattle slaughter totaled 2.61 million head, up 3 percent from February 2023. The average live weight was up 10 pounds from the previous year, at 1,384 pounds.

Veal production totaled 3.6 million pounds, 6 percent below February a year ago. Calf slaughter totaled 19,600 head, down 24 percent from February 2023. The average live weight was up 57 pounds from last year, at 312 pounds.

Pork production totaled 2.37 billion pounds, up 10 percent from the previous year. Hog slaughter totaled 11.0 million head, up 10 percent from February 2023. The average live weight was down 1 pound from the previous year, at 290 pounds.

Lamb and mutton production, at 10.9 million pounds, was up 8 percent from February 2023. Sheep slaughter totaled 171,800 head, 11 percent above last year. The average live weight was 124 pounds, down 5 pounds from February a year ago.

January to February 2024 commercial red meat production was 9.32 billion pounds, up 3 percent from 2023. Accumulated beef production was up 1 percent from last year, veal was down 9 percent, pork was up 6 percent from last year, and lamb and mutton production was up 6 percent.

CATTLE ON FEED

Cattle and calves on feed for the slaughter market in the United States for feedlots with capacity of 1,000 or more head totaled 11.8 million head on March 1, 2024. The inventory was 1 percent above March 1, 2023.

Placements in feedlots during February totaled 1.89 million head, 10 percent above 2023. Placements were the highest for February since the series began in 1996. Net placements were 1.83 million head. During February, placements of cattle and calves weighing less than 600 pounds were 360,000 head, 600-699 pounds were 330,000 head, 700-799 pounds were 515,000 head, 800-899 pounds were 485,000 head, 900-999 pounds were 150,000 head, and 1,000 pounds and greater were 50,000 head.

Marketings of fed cattle during February totaled 1.79 million head, 3 percent above 2023.

Other disappearance totaled 56,000 head during February, 3 percent below 2023.

MISSOURI WEEKLY HAY SUMMARY 03/21/24

A cold front passed over the state and brought more seasonal weather this week. Given the much above normal temperatures and early growth the cooler weather comes with some concern about possible damage. It should also be no surprise that there were some reports of weevils showing up in alfalfa prior to the cold which will hopefully slow them down. Still a fair amount of hay moving as most producers are trying to keep grass from being over grazed to early. Despite some recent moisture the state remains dry, and most guys aren't having too much trouble or worries about wet spots as they get fertilizer spread. The supply of hay is light to moderate; demand is moderate, prices are steady to weak. The Missouri Department of Agriculture has a hay directory at <https://apps.mda.mo.gov/haydirectory> or visit the University of Missouri Extension feed stuff finder at <https://feedstufffinder.org>

Alfalfa - Supreme 250.00-350.00, small square 10.00-15.00 per bale

Alfalfa - Premium 200.00-275.00

Alfalfa - Good 150.00-200.00, small square 5.00-10.00 per bale

Alfalfa - Fair 125.00-150.00

Mixed grass - Good/Premium 150.00-225.00

Mixed grass-Fair/Good 100.00-175.00, small square 5.00-11.00 per bale

Mixed grass - Fair 50.00-75.00 per large round bale

Wheat straw - 4.00-7.00 per small square bale

MISSOURI WEEKLY SHEEP/GOAT AUCTION SUMMARY

Receipts: 2,591 Week Ago: 977 Last Year: 2,508

SHEEP: Feeder lambs Medium and Large 1-2 pkg 42 lbs 267.50. Small and Medium 1-2 hair 15-30 lbs 220.00-267.00, replacements 293.00; 30-50 lbs 210.00-280.00, fancy 280.00, thin 155.00; lot 50 lbs 250.00.

Slaughter lambs Choice and Prime 1-3 w/s pkg 65 lbs 280.00. Choice and Prime 1-3 hair 50-70 lbs 227.50-275.00; 70-90 lbs 220.00-255.00; 90-100 lbs 215.00-240.00; pkg 108 lbs 180.00. Choice 1-3 hair 50-60 lbs 210.00-250.00; 60-70 lbs 185.00-217.50; pkg 80 lbs 165.00; pkg 116 lbs 150.00.

Good 1-2 hair 70-80 lbs 140.00-165.00. Slaughter ewes Good 2-3 pkg 115 lbs 110.00. Good 2-3 hair 70-130 lbs 105.00-115.00. Good 2-3 hair 65-130 lbs 100.00-132.50 per head. Utility and Good 1-3 hair 90-155 lbs 80.00-102.50. Utility and Good 1-3 hair pkg 67 lbs 75.00 per head; 110-135 lbs 95.00-130.00 per head. Cull and Utility 1-2 70-105 lbs 52.50-75.00. Slaughter bucks 1-2 hair pkg 105 lbs 135.00; 160-180 lbs 92.50-110.00; 200-230 lbs 100.00-117.50. Replacement ewes Medium and Large 1-2 2-4 yrs 159 lbs exp 135.00. Small and Medium 1-2 hair 2-4 yrs 125-130 lbs exp 122.50-127.50. Small and Medium 1-2 hair 1-2 yrs 75 lbs exp 145.00/hd; 95 lbs exp 125.00/hd; 105-130 lbs exp 145.00-175.00/hd; 2-4 yrs 105-135 lbs exp 120.00-175.00/hd. Families Small and Medium 1-2 1-2 yrs 110 lbs exp with <20 lb lambs 195.00/fam; 2-4 yrs 90-130 lbs exp with <20 lb lambs 130.00-255.00/fam. Replacement bucks Small and Medium 1-2 hair <1 yrs 125-145 lbs 360.00-500.00 per head.

GOATS: Feeder kids Selection 1 30-40 lbs 280.00-315.00; 40-50 lbs 300.00-335.00. Selection 2 25-50 lbs 25.00-285.00, pygmies 195.00. Selection 3 20-45 lbs 122.00-187.50. Slaughter kids Selection 1 50-70 lbs 300.00-325.00. Selection 2 50-60 lbs 247.50-285.00; 60-70 lbs 225.00-270.00; 70-90 lbs 220.00-260.00. Selection 3 pkg 55 lbs 170.00; pkg 68 lbs pygmies 140.00; 80-90 lbs 185.00. Slaughter nannies/does Selection 1-2 pkg 47 lbs pygmies 137.50; pkg 50 lbs pygmies 107.50; 70-80 lbs 107.50-160.00, pygmies 125.00; 80-90 lbs 107.50-115.00; pkg 95 lbs 142.50; 100-130 lbs 115.00-165.00, thin 82.50; 150-200 lbs 97.50-115.00. Selection 1-2 pkg 67 lbs thin 67.50/hd; pkg 72 lbs 80.00/hd; 80-100 lbs 90.00-120.00/hd. Slaughter bucks/billies Selection 1-2 60-70 lbs 112.50-140.00; 80-140 lbs 140.00-222.50. Wethers Selection 1-2 pkg 70 lbs 240.00. Wether kids Selection 2 pkg 58 lbs 280.00; pkg 85 lbs 242.50. Replacement nannies/does Selection 1-2 2-4 yrs 55-115 lbs exp 150.00-192.50. Selection 1-2 1-2 yrs 76 lbs exp 160.00/hd; 110-130 lbs exp 310.00-380.00/hd; 2-4 yrs 120-160 lbs exp 190.00-275.00/hd. Families Selection 1-2 2-4 yrs 70-80 lbs exp with <20 lb kids 145.00-240.00/fam; 60-70 lbs pygmies with <20 lb kids 140.00-300/fam; 2-4 yrs 90 lbs exp with <20 lb kids 380.00/fam.

Date	None	D0	D1	D2	D3	D4
03/19/24	10.97	55.72	29.51	3.80	0	0
03/12/24	3.83	50.58	41.76	3.83	0	0
03/21/23	92.50	5.97	1.32	0.21	0	0

Reflects percentage of Missouri impacted by drought. D0 Abnormally Dry; D1 Moderate Drought; D2 Severe Drought; D3 Extreme Drought; D4 Exceptional Drought

NATIONAL DIRECT DELIVERED FEEDER PIG REPORT

03/22/24 Receipts: 173,509 Week ago: 158,170 Year Ago: 88,991

Early weaned pigs 5.00 lower and feeder pigs 1.00 higher.

Cash 90,720 head 40.00-62.00, weighted average 49.80. Formula 52,714 head 46.66-64.36, weighted average 54.21

Feeder pigs 40 pounds basis: Cash 30,075 head 85.00-99.50, weighted average 94.21

NATIONAL DAILY DIRECT PRIOR DAY HOG REPORTS FOR 03/22/24

BARROWS AND GILTS (Carcass Basis): 3,853 head

Base Carcass Price 73.00-82.00, weighted average 80.70

SOWS (Live Basis): 6,801 head

300-500 lbs. 29.00-76.50

Over 500 lbs. 57.82-79.82

MISSOURI WEEKLY DIRECT SLAUGHTER CATTLE REPORT 03/22/24

Weekly Receipts: 280 Week ago: 280 Year ago: 320

Trading as of Friday morning, flat dressed sales mostly 6.00 higher, grid dressed sales inactive.

LIVE STEERS & HEIFERS:

No sales reported

DRESSED STEERS & HEIFERS:

6 loads flat Thu morning 300.00, 1 load Thu afternoon 302.00

GRADE AND WEIGHT (Grid): No sales reported

Click here for the current [National Crop Progress](#)

Click here for the current [Missouri Crop Progress](#)

The current hay directory can be found at: [Hay Directory](#).

Please Note: The above volumes (tonnage, acres, and bales) listed are for confirmed trades only, it does not include estimated volume (tonnage) for bids or offers to the trade. List your hay for sale at: [Hay Listing Online Form](#). Explanation of Hay Quality Guidelines: [Hay Quality Designation Guidelines](#). Glossary of Terms: [Livestock, Poultry, & Grain Hay Terms](#)