

Weekly Market Summary

Published by:
Missouri Department of Agriculture
Ag Business Development Division
Market News Program



Chris Chinn, Director
 Jill Wood, Division Director
 Tony Hancock, Editor
<http://www.ams.usda.gov/marketnews.htm>
[agmarketnews.mo.gov](http://www.ams.usda.gov/marketnews.htm)

Michael L. Parson, Governor

Volume XLIV, Number 14 ♦ P.O. Box 630, Jefferson City, MO 65102 ♦ (573) 751-4211 ♦ Mon, Apr 8, 2024

MISSOURI WEEKLY FEEDER CATTLE WEIGHTED AVERAGE REPORT

Feeder Cattle Receipts: 23,556 Week ago: 22,553 Year ago: 30,039
 Steers and Heifers Medium and Large 1—Weighted average weights and prices

STEERS: Medium and Large 1

327 lbs. 384.47 522 lbs. 328.32 721 lbs. 268.37 923 lbs. 225.92
 373 lbs. 362.63 573 lbs. 314.53 775 lbs. 250.48 1012 lbs. 221.00
 429 lbs. 359.95 622 lbs. 293.70 815 lbs. 249.21
 472 lbs. 341.40 669 lbs. 279.50 880 lbs. 239.33

HEIFERS: Medium and Large 1

284 lbs. 337.67 474 lbs. 297.44 678 lbs. 248.41 869 lbs. 216.44
 324 lbs. 335.36 522 lbs. 283.62 723 lbs. 240.11
 377 lbs. 325.78 574 lbs. 274.77 757 lbs. 236.50
 426 lbs. 311.02 623 lbs. 258.02 834 lbs. 217.71

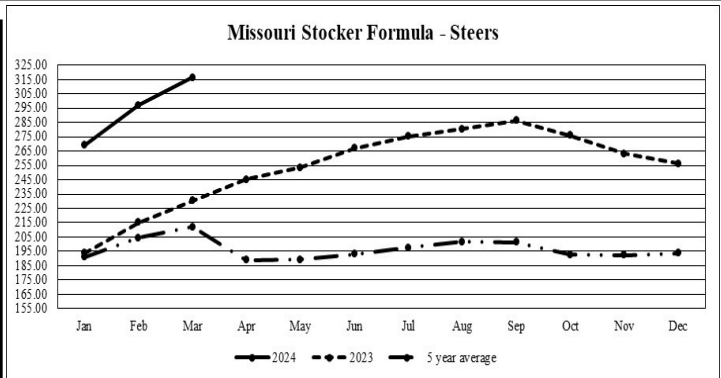
MISSOURI STEER (HEIFER) STOCKER FORMULA 04/08/2023

Monday's Missouri Stocker formula consists of **5,404 (4,541)** head with a weighted average weight of **527.24 (521.04)** lbs. and a price value of **317.81 (277.02)**, 0.02 lower (1.52 higher) than last week. This a rolling seven day calculated weighted value which combines all Feeder Steers reported by MDA/USDA Market News Service weighing from 400-649 lbs. in the Medium and Large 1 and Medium and Large 1-2 frame and muscle classifications, including all comment cattle except Brahman X. Heifer values are in parentheses.

MISSOURI WEEKLY CATTLE AUCTION SUMMARY

Total Receipts: 29,662 Week Ago: 26,323 Year Ago: 37,182


Compared to last week, feeders sold unevenly steady. There were spots across the board both a few dollars lower and a few dollars higher without out much rhyme or reason to weights or the day of the week. The supply of feeders was light to moderate, and demand was moderate to good. Given the ups and downs of the futures markets due to news and rumors about avian flu virus, some of which proved true while other parts didn't, prices at the local auctions held together very well for the week. Given that prices have been at or near record levels rumors are more than enough to cause some nervousness and sometimes move markets significantly. Local auctions were about the only bright spot this week as fed cattle, boxed beef, and futures all ended the week much lower. A few notable sales this week included a load of 417 lb. steers with thin flesh at Kingsville Livestock Market which sold for 394.00. A part load of 511 lb. steers at Joplin Regional Stockyards sold for 350.00. A part load of 714 lbs. steers at Green City Livestock Market sold for 284.50. Joplin Regional Stockyards also sold two loads of 801 lb. steers at 259.75. A couple of notable heifer sales included a load of 501 lb. heifers at Callaway Livestock Center which sold for 310.00 and a load of 703 lb. heifers at Lolli Brothers Livestock Market which brought 257.75. Boxed beef cutouts values were sharply lower for the week. Choice closed on Friday at 297.17, down 9.05 and select closed at 294.70, down 8.73 compared to last week. Negotiated feedlot sales as of the Friday afternoon report totaled about 75K head prices levels were lower this week. Live sales were reported at 183.00-187.00 and Dressed sales at 296.00-297.00. Missouri Stocker formula consists of 5,404 head with a weighted average weight of 527.24 lbs. and a price value of 317.02, 0.02 lower than a week ago. The steer/heifer spread is 40.79.



*Graph is updated the first Monday of each month. Axis value ranges may be updated to reflect data points.

NATIONAL BOXED BEEF CUTOUT/BOXED BEEF CUTS

<u>DATE</u>	<u>CHOICE</u>	<u>SELECT</u>	<u>TOTAL LOADS</u>
4/1	305.74	301.79	77
4/2	304.16	298.99	125
4/3	301.30	296.92	151
4/4	297.15	296.05	162
4/5	297.17	294.70	136
5 Day Simple Average	301.10	297.69	



*Axis value ranges may be updated to reflect data points.

WEEKLY LIVESTOCK SLAUGHTER 04/06/24

	<u>CATTLE</u>	<u>HOGS</u>	<u>SHEEP</u>
Week to Date:	609,000	2,421,000	35,000
Last Week:	586,000	2,404,000	32,000
Last Year:	604,551	2,369,660	40,937

The Weekly Market Summary, as well as historical summaries, are available on our website <https://agmarketnews.mo.gov/summaries>
 Market News Hotline: 1-573-522-9244

SOUTHWEST MISSOURI WEEKLY SUMMARY

(Joplin and Springfield)

Receipts: 7,866 Week ago: 8,962 Year Ago: 12,872
Compared to last week, steers and heifers uneven from 6.00 lower to 10.00 higher. Slaughter cows and bulls uneven from 2.00 lower to 2.00 higher.

FEEDER STEERS:

Medium and Large 1

Table with 2 columns: weight ranges (300-400 lbs to 86 hd 1012 lbs) and prices (354.00-405.00 to 221.00).

FEEDER HEIFERS:

Medium and Large 1

Table with 2 columns: weight ranges (300-400 lbs to Pkg 1032 lbs) and prices (307.00-370.00 to 190.00).

FEEDER HOLSTEIN STEERS

Large 3

Table with 2 columns: Pkg 325 lbs (260.00) and Pkg 415 lbs (239.00).

SLAUGHTER COWS: Breaking and Boning (70-85% lean)

Table with 2 columns: weight ranges (120.00-145.00) and prices (132.00-110.00).

SLAUGHTER BULLS: Yield

Table with 2 columns: weight ranges (1305-2710 lbs) and prices (145.00-130.00).

BRED COWS: Medium and Large 1 2-8 yrs 1290-1620 lbs 2nd/3rd stage 1875.00-2750.00. Medium and Large 1-2 2-8 yrs 970-1407 lbs 2nd/3rd stage 1425.00-2200.00, 1st stage 1700.00-1750.00 per head

BRED HEIFERS: Medium and Large 1 2-4 yrs 1140-1200 lbs 2nd/3rd stage 2075.00-2225.00. Medium and Large 1-2 <2 yrs 820 lbs 2nd/3rd stage 1850.00; 2-4 yrs 940 lbs 2nd/3rd stage 2100.00 per head

COW & CALF PAIRS: Medium and Large 1 2-8 yrs 1120-1170 lbs with 150-300 lb calves 2700.00-2950.00; >8 yrs 1160-1260 lbs with 150-300 lb calves 2550.00-2650.00. Medium and Large 1-2 990-1433 lbs with <150 to 300 lb calves 2250.00-2400.00; ;2-8 yrs 1060 lbs rebred 1st stage with >300 lb calves 2900.00 per pair

SOUTH CENTRAL MISSOURI WEEKLY SUMMARY

(West Plains, Phillipsburg)

Receipts: 3,267 Week ago: 2,995 Year Ago: 3,842
Compared to last week, steers and heifers mostly steady to 5.00 higher on comparable sales, some lightweights early week 3.00 to 6.00 lower. Slaughter cows 1.00 to 4.00 higher. Slaughter bulls 5.00 to 7.00 higher.

FEEDER STEERS:

Medium and Large 1

Table with 2 columns: weight ranges (300-400 lbs to 700-800 lbs) and prices (350.00-400.00 to 244.00-267.00).

FEEDER HEIFERS:

Medium and Large 1

Table with 2 columns: weight ranges (350-400 lbs to 600-700 lbs) and prices (315.00-323.00 to 236.00-259.00).

FEEDER HOLSTEIN STEERS:

Large 3

Table with 2 columns: 17 hd 342 lbs (236.00) and Pkg 538 lbs (192.00).

SLAUGHTER COWS: Breaking and Boning (70-85% lean)

Table with 2 columns: weight ranges (119.00-144.00) and prices (130.00-95.00).

SLAUGHTER BULLS: Yield

Table with 2 columns: weight ranges (1235-2345 lbs) and prices (137.00-129.00).

BRED COWS: Medium and Large 1-2 2-8 yrs 775-1528 lbs 2nd/3rd stage 1475.00-2250.00, 1st stage 1600.00-1925.00 per head

COW & CALF PAIRS: Medium and Large 1-2 2-8 yrs 1115-1275 lbs with 150 to >300 lb calves 2350.00-3100.00; >8 yrs 1100-1215 lbs with 150-300 lb calves 1900.00-2550.00 per pair

WEST CENTRAL MISSOURI WEEKLY SUMMARY

(Kingsville, Windsor, Butler)

Receipts: 4,321 Week ago: 5,040 Year ago: 4,832
Compared to last week, feeders uneven, majority steady to 5.00 lower, several instances steer calves 5.00 to 15.00 higher. Slaughter cows uneven from 4.00 lower to 8.00 higher.

FEEDER STEERS:

Medium and Large 1

Table with 2 columns: weight ranges (400-500 lbs to Pkg 929 lbs) and prices (320.00-223.00).

FEEDER HEIFERS:

Medium and Large 1

Table with 2 columns: weight ranges (300-400 lbs to 800-850 lbs) and prices (305.00-234.50).

SLAUGHTER BULLS: Yield

Table with 2 columns: weight ranges (1200-2265 lbs) and prices (138.00-139.00).

SLAUGHTER COWS: Breaking and Boning (70-85% lean)

Table with 2 columns: weight ranges (118.00-146.00) and prices (135.00-107.00).

BRED COWS: Medium and Large

1-2 5-8 yrs 1105 lbs 2nd/3rd stage 1650.00 per head

COW & CALF PAIRS: Medium and Large 1

5-8 yrs 1125-13525 lbs with 150-300 lb calves 2700.00 -3000.00 per pair

NORTHEAST MISSOURI WEEKLY SUMMARY

(Bowling Green, Kingdom City, Palmyra)

Receipts: 3,279 Week ago: 4,703 Year ago: 6,104
Compared to last week, a light test of feeders mostly steady to firm, best test on 650-705 lbs heifers fully steady to firm. Slaughter cows steady.

FEEDER STEERS:

Medium and Large 1

Table with 2 columns: weight ranges (300-400 lbs to 600-650 lbs) and prices (377.50-295.00).

FEEDER HEIFERS:

Medium and Large 1

Table with 2 columns: weight ranges (300-400 lbs to 600-700 lbs) and prices (307.00-258.25).

SLAUGHTER BULLS: Yield

Table with 2 columns: weight ranges (1365-2450 lbs) and prices (140.00-128.00).

SLAUGHTER COWS: Breaking and Boning (70-85% lean)

Table with 2 columns: weight ranges (115.00-148.50) and prices (127.50-117.00).

SLAUGHTER STEERS: Choice

2-3 185.00-189.00.

SLAUGHTER HEIFERS: Choice

2-3 187.00. Select and Choice 1-3 177.00.

BRED COWS: Medium and Large 1 2-8 yrs 1093-1382 lbs 2nd/3rd stage 2300.00-2925.00. Medium and Large 1-2 2-8 yrs 1009-1445 lbs 1st/2nd stage 1900.00-2350.00, 3rd stage 2250.00-2700.00 per head

COW/CALF PAIRS: Medium and Large 1 2-8 yrs 1000-1350 lbs with 150-300 lb calves 3000.00-3375.00. Medium and Large 1-2 2-8 yrs 900-1300 lbs with 150-300 lb calves 2450.00-2900.00, some cows rebred 3025.00 per pair

NORTH CENTRAL MISSOURI WEEKLY SUMMARY

(Macon, Unionville, Green City, New Cambria)

Receipts: 5,804 Week ago: 1,739 Year ago: 4,281
Compared to last week, steers and heifers mostly steady to firm on comparable sales. Slaughter cows steady.

*Some sale barns on a bi-weekly schedule and may not have a sale each week.

FEEDER STEERS:

Medium and Large 1

Table with 2 columns: weight ranges (400-500 lbs to 800-900 lbs) and prices (322.00-235.50).

FEEDER HEIFERS:

Medium and Large 1

Table with 2 columns: weight ranges (400-500 lbs to 700-800 lbs) and prices (272.00-257.75).

SLAUGHTER BULLS: Yield

Table with 2 columns: weight ranges (1480-2365 lbs) and prices (144.00-129.00).

SLAUGHTER COWS: Breaking and Boning (70-85% lean)

Table with 2 columns: weight ranges (109.00-143.00) and prices (127.00-115.50).

BRED HEIFERS: Scarce

COW/CALF PAIRS: Scarce

SOUTHEAST MISSOURI WEEKLY SUMMARY

(Jackson and Farmington)

Receipts: 2,076 Week ago: 1,033 Year ago: 1,751
 Compared to last week, steers and heifers uneven from 3.00 lower to 7.00 higher. Slaughter cows and bulls 3.00 higher.

FEEDER STEERS:
 Medium and Large 1

300-400 lbs.	320.00-350.00
400-500 lbs.	300.00-352.00
500-600 lbs.	280.00-318.00
600-700 lbs.	237.00-281.00
700-800 lbs.	225.00-251.00
800-900 lbs.	225.00-244.00

FEEDER HEIFERS:
 Medium and Large 1

300-400 lbs.	292.00-335.00
400-500 lbs.	270.00-315.00
500-600 lbs.	260.00-286.00
600-700 lbs.	225.00-256.00
700-800 lbs.	21000-230.00
800-900 lbs.	205.00-218.00

SLAUGHTER BULLS: Yield Grade 1-2 1345-2045 lbs 130.00-142.00; high dressing 136.00-167.00

SLAUGHTER COWS: Breaking and Boning (75-85% lean) 103.50-125.00; high dressing 123.00-146.00; Lean (85-90% lean) 80.00-104.00

BRED COWS: Medium and Large 2 2-8 yrs 1020-1230 lbs 1st to 2nd stage 1375.00-1975.00 per head

COW & CALF PAIRS: Scarce

EAST CENTRAL MISSOURI WEEKLY SUMMARY

(Cuba, Vienna)

Receipts: 1,948 Week ago: 836 Year ago: 1,999
 Compared to last week, steers and heifers steady to firm. Slaughter cows firm to 2.00 higher.

FEEDER STEERS:
 Medium and Large 1

300-400 lbs.	340.00-392.50
400-500 lbs.	317.00-358.00
500-600 lbs.	292.50-336.50
600-700 lbs.	255.00-308.50
700-800 lbs.	240.00-260.00

FEEDER HEIFERS:
 Medium and Large 1

300-400 lbs.	307.50-329.00
400-500 lbs.	287.00-328.00
500-600 lbs.	256.00-293.00
600-700 lbs.	223.50-250.00
700-750 lbs.	220.00-228.00

SLAUGHTER BULLS: Yield Grade 1-2 1300-2260 lbs 149.00-166.00; high dressing 165.00-179.00; low dressing 140.00-146.00

SLAUGHTER COWS: Breaking and Boning, (70-85% lean) 125.00-136.00; high dressing 134.50-151.00; low dressing 113.50-124.50. Lean (85-90%) 114.00-125.00

BRED COWS: Medium and Large 1-2 2-8 yrs 1005-1370 lbs 1st/2nd stage 1500.00-2075.00 per head

COW & CALF PAIRS: Medium and Large 1-2 couple 2-4 yrs 1025 lbs rebred 1st or 2nd stage with 150-300 lb calves 2950.00 per pair

NORTHWEST MISSOURI WEEKLY SUMMARY

(Tina)

Receipts: 1,101 Week Ago: 1,015 Year Ago: 1,501
 Compared to last week, feeders mostly steady to firm. Slaughter cows 2.00 to 5.00 higher.

FEEDER STEERS:
 Medium and Large 1

400-500 lbs.	325.00-337.50
500-600 lbs.	316.00-333.00
600-650 lbs.	298.00-303.00
43 hd 784 lbs.	245.10
800-850 lbs.	242.75-244.00

FEEDER HEIFERS:
 Medium and Large 1

300-400 lbs.	320.00-344.00
400-500 lbs.	285.00-325.00
550-600 lbs.	267.50-299.50
600-700 lbs.	245.00-257.50
700-750 lbs.	240.50-242.00

SLAUGHTER BULLS: Yield Grade 1-2 1235-1795 lbs 138.00-154.50; high dressing 157.00-161.00.

SLAUGHTER COWS: Breaking and Boning, (70-85% lean) 116.00-140.50; high dressing 138.50-150.00. Lean (85-90%) 109.00-136.00

BRED COWS: Scarce

COW/CALF PAIRS: Scarce

AFTERNOON NATIONAL SLAUGHTER CATTLE REVIEW

For Friday in the Texas Panhandle negotiated cash has been moderate on trade and demand. Compared to last week live FOB purchases traded 2.00 lower at 184.00. In Kansas negotiated cash trade has been moderate on trade and demand. Compared to last week live FOB purchases traded 1.00-2.00 lower from 183.00-184.00. In Nebraska negotiated cash trade has been slow on light demand. The most recent live FOB market was Thursday with purchases at 187.00 and dressed delivered purchases from 296.00-297.00. In the Western Cornbelt negotiated cash trade has been slow on light demand. The most recent live FOB purchases traded at 187.00, with dressed delivered purchases at 297.00.

Negotiated Cash Sales:					
Confirmed:	22,326	Week Ago:	4,692	Year Ago:	2,820
Week to date:	74,585	Week Ago:	59,846	Year Ago:	102,052

Live Basis	Steers	Heifers
Over 80% Choice	183.00-187.00, avg 184.95	183.00-187.00, avg 184.35
65-80% Choice	183.00-184.00, avg 183.78	183.00-184.00, avg 183.92
35-65% Choice	183.00-184.00, avg 183.86	-
0-35% Choice	-	-
Total All Grades	183.00-187.00, avg 184.23	183.00-187.00, avg 184.16
Dressed Basis		
Over 80% Choice	-	-
65-80% Choice	296.00	-
35-65% Choice	-	-
0-35% Choice	-	-
Total All Grades	296.00	-

All Beef Type Steers/Heifers	Head	Avg Wt	Price Range	Wtd Avg
Live FOB	21,440	1355.2	183.00-188.00	184.36
Live Del	810	1429.8	186.00-190.00	188.96
Dressed Del	36	936.6	296.00	296.00
Dressed FOB	-	-	-	-

WEEKLY COMMODITY FUTURES TRENDS

Compared to last week, Live Cattle 6.75 to 8.23 lower, Lean Hogs 2.70 to 6.45 higher, Feeder Cattle 9.42 to 10.53 lower.

Daily Futures Closes

	Mon.	Tues.	Wed.	Thu.	Fri.
Cattle					
Apr	180.07	181.77	180.92	181.47	178.25
Jun	175.32	176.37	175.60	175.85	172.05
Aug	172.10	173.12	172.70	173.32	169.97
Oct	175.27	176.10	175.37	176.40	173.35
Dec	179.90	180.67	179.80	180.85	177.85
Lean Hogs					
Apr	86.95	86.55	87.97	88.35	89.32
May	93.75	93.67	95.00	95.07	97.55
Jun	103.50	103.72	104.75	105.00	107.90
Jul	105.52	105.60	106.92	107.25	109.35
Aug	104.25	104.77	105.70	106.05	106.77
Fdr Cat					
Apr	240.42	243.50	240.95	242.70	237.70
May	242.67	244.85	242.57	243.87	238.17
Aug	251.65	254.65	252.45	254.47	248.62
Sep	253.35	256.15	254.07	255.80	250.52
Oct	254.27	256.97	254.97	256.55	251.65
Milk					
Apr	15.54	15.47	15.42	15.48	15.57
May	15.86	15.69	15.64	15.91	16.41
Jun	16.60	16.38	16.32	16.51	17.04

WEEKLY COMMODITY GRAIN FUTURES TRENDS

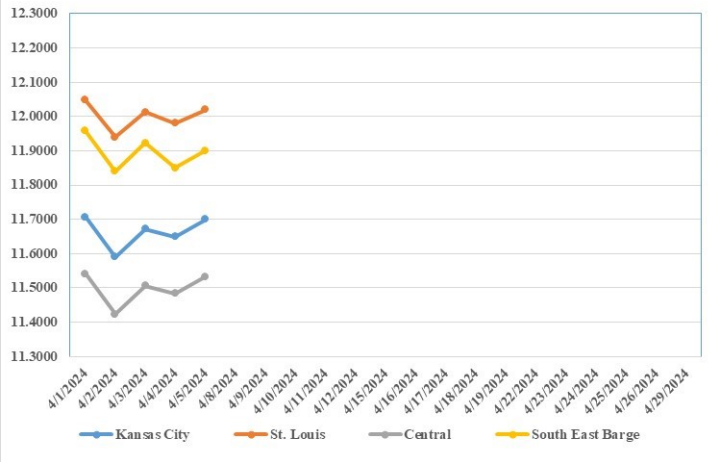
Compared to last week, Soybeans 0.02 to 0.09 lower, Wheat 0.06 to 0.11 higher, Corn 0.05 to 0.08 lower, KC Wheat May 0.03 lower, others steady to 0.04 higher, Soybean Meal 4.60 to 6.30 lower.

Daily Grain Futures Closes

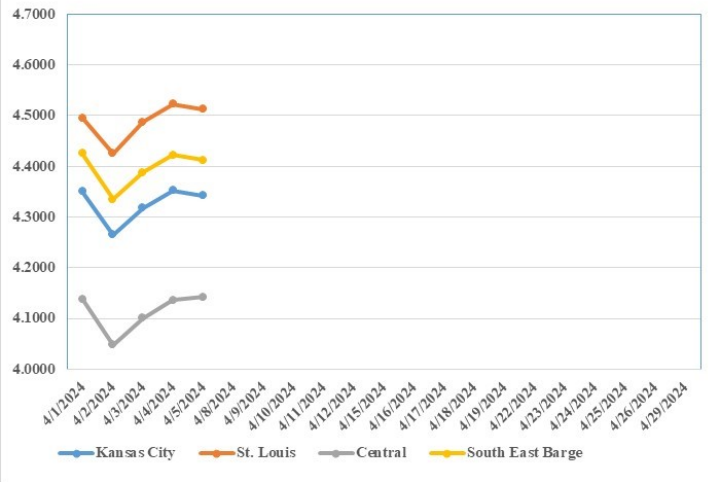
	Mon.	Tues.	Wed.	Thu.	Fri.
Soybeans					
May	1185 3/4	1174	1182 1/4	1180	1185
Jul	1199 1/2	1187 3/4	1195 1/4	1192 1/4	1196 3/4
Aug	1198 1/2	1187 1/2	1194	1191 1/4	1194 3/4
Sep	1182 3/4	1174	1180 1/2	1179	1181
Nov	1182 1/2	1177	1184 3/4	1183 3/4	1184 3/4
Wheat					
May	557	545 1/4	556	556 1/4	567 1/4
Jul	572 3/4	561 3/4	572 1/4	571 1/2	581 3/4
Sep	588 3/4	579 1/2	589 1/4	589	598 1/2
Dec	610 1/2	603 3/4	613 1/2	613 1/2	621 3/4
Mar	627 3/4	622 1/2	632	632	639
Corn					
May	435 1/2	426 1/2	431 3/4	435 1/4	434 1/4
Jul	449 1/4	441	445	447 1/2	446 3/4
Sep	460 3/4	452 3/4	456 1/2	458 1/4	457
Dec	474 3/4	468	471 1/4	473 1/4	472 1/2
Mar	487 1/4	481	484	485 1/2	485 1/4
KC Wheat					
May	575 1/2	563 1/4	580 1/2	577 1/2	582 1/4
Jul	571	557 1/2	572	573	579 1/2
Sep	583 1/2	571	584 1/2	585 1/2	591
Dec	602 3/4	591 1/4	605	606 1/4	611
Mar	619 1/4	609 1/4	622 3/4	623 3/4	628 1/2
SB Meal					
May	333.40	328.30	330.00	333.50	333.10
Jul	337.30	332.10	333.60	337.00	336.20
Aug	338.30	333.30	334.80	33790	336.60
Sep	339.60	334.50	336.00	338.90	337.10
Oct	339.80	334.80	336.10	339.00	336.70

MONTHLY GRAIN CROP

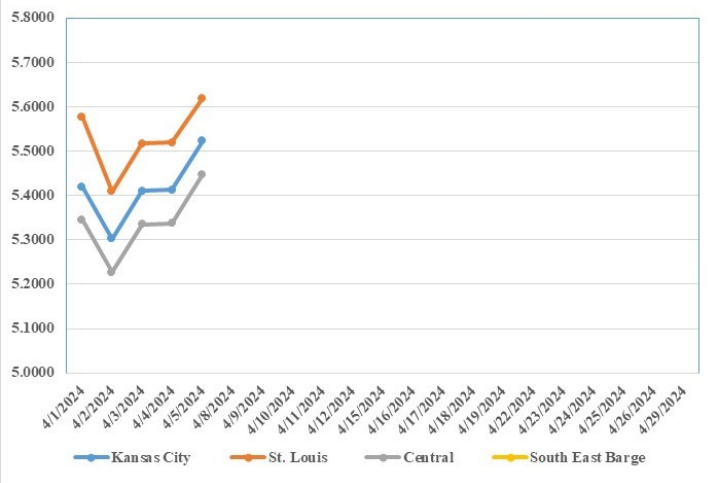
April 2024 Soybean Bids



April 2024 Corn Bids



April 2024 Wheat Bids



*Axis value ranges may be updated to reflect data points.

MISSOURI GRAIN WEEKLY TRENDS

Compared to last week, Soybeans 0.06 to 0.12 lower, Wheat 0.06 lower to 0.07 higher, Corn 0.02 to 0.08 lower, Sorghum 0.08 to 0.38 lower.

Area	#1 Soybeans	#2 Soft Wheat	#2 Corn	#2 Grain Sorghum
Kansas City				
Friday**	Holiday			
Monday	11.55-11.75	5.42	4.20-4.48	4.55
Tuesday	11.44-11.64	5.30	4.12-4.42	4.47
Wednesday	11.52-11.72	5.41	4.17-4.47	4.52
Thursday	11.50-11.70	5.41	4.20-4.50	4.55
Friday	11.55-11.75	5.52	4.19-4.49	4.54
St. Louis				
Friday**	Holiday			
Monday	12.03-12.05	5.57-5.59	4.45-4.53	5.15
Tuesday	11.94	5.32-5.45	4.42-4.44	4.57
Wednesday	11.99-12.03	5.43-5.56	4.49	4.82
Thursday	11.98	5.43-5.56	4.51-4.53	4.85
Friday	12.01-12.03	5.54-5.67	4.50-4.52	4.84
Central				
Friday**	Holiday			
Monday	11.50-11.55	5.27-5.42	4.10-4.15	
Tuesday	11.39-11.44	5.15-5.30	4.02-4.07	
Wednesday	11.47-11.52	5.26-5.41	4.07-4.12	
Thursday	11.45-11.50	5.26-5.41	4.10-4.15	
Friday	11.50-11.55	5.37-5.52	4.09-4.19	
S.E. MO				
Friday**	Holiday			
Monday	11.95		4.42	
Tuesday	11.84		4.34	
Wednesday	11.92		4.39	
Thursday	11.80-11.90		4.42	
Friday	11.85-11.95		4.41	

(PRICES PER BUSHEL) *NEW CROP **PREVIOUS WEEK'S PRICES
*Bids calculated using Kansas City, St. Louis, and St. Joseph bids

**WHOLESALE FEEDSTUFFS PRICES
(DOLLARS PER TON-BULK BASIS)**

Area	Soybean Hulls Pellets	Soybean Meal 46.5-48%	Corn Gluten Pellets 21%	Wheat Middlings
Kansas City	110.00	342.10	180.00	96.67
St. Louis	n/a	n/a	182.50	86.33

MISSOURI CROP PROGRESS AND CONDITION

There were 5.3 days suitable for fieldwork in the week ending March 31, 2024. Statewide, the average temperature was 50.7 degrees, 1.9 degrees above normal. Precipitation averaged 1.02 inches, 0.03 inches above normal. Topsoil moisture supply was rated 5 percent very short, 31 percent short, and 64 percent adequate. Subsoil moisture supply was rated 11 percent very short, 36 percent short, and 53 percent adequate. Corn planted reached 2 percent. Soybeans planted reached 1 percent. Winter wheat condition was 1 percent poor, 22 percent fair, 66 percent good, and 11 percent excellent.

	Week Ending			
	3/31/24	3/24/24	3/31/23	5 year avg
Corn Planted	2	-	-	-
Soybeans Planted	1	-	-	-

GRAIN CRUSH AND CO-PRODUCTS PRODUCTION

Total corn consumed for alcohol and other uses was 492 million bushels in February 2024. Total corn consumption was up 2 percent from January 2024 and up 11 percent from February 2023. February 2024 usage included 92.1 percent for alcohol and 7.9 percent for other purposes. Corn consumed for beverage alcohol totaled 4.54 million bushels, up 13 percent from January 2024 and up 35 percent from February 2023. Corn for fuel alcohol, at 442 million bushels, was up less than 1 percent from January 2024 and up 11 percent from February 2023. Corn consumed in February 2024 for dry milling fuel production and wet milling fuel production was 92.4 percent and 7.6 percent, respectively.

Dry mill co-product production of distillers dried grains with solubles (DDGS) was 1.81 million tons during February 2024, up 3 percent from January 2024 and up 16 percent from February 2023. Distillers wet grains (DWG) 65 percent or more moisture was 1.17 million tons in February 2024, down 10 percent from January 2024 but up 1 percent from February 2023.

Wet mill corn gluten feed production was 254,386 tons during February 2024, up 13 percent from January 2024 and up 3 percent from February 2023. Wet corn gluten feed 40 to 60 percent moisture was 207,421 tons in February 2024, up 4 percent from January 2024 and up 12 percent from February 2023.

OILSEED CRUSH, PRODUCTION, CONSUMPTION, STOCKS

Soybeans crushed for crude oil was 5.82 million tons (194 million bushels) in February 2024, compared with 5.84 million tons (195 million bushels) in January 2024 and 5.31 million tons (177 million bushels) in February 2023. Crude oil produced was 2.29 billion pounds, up less than 1 percent from January 2024 and up 10 percent from February 2023. Soybean once refined oil production at 1.63 billion pounds during February 2024 increased 2 percent from January 2024 but decreased 2 percent from February 2023.

MISSOURI WEEKLY HAY SUMMARY 04/04/24

As we officially get a bit into Spring the weather has been extremely volatile. Some severe weather this week which did cause some damage in a few locations with wind, hail and heavy rains. A few areas reported some flurries to a light dusting of snow. The cold snaps lately have slowed what seemed a month ago to be a very early growing season. Hay interest continues to slowly decrease as turnout draws closer each day. There is still demand and movement occurring just at a bit slower pace. The supply of hay is light to moderate; demand is moderate, prices are steady to weak. The Missouri Department of Agriculture has a hay directory at <https://apps.mda.mo.gov/haydirectory> or visit the University of Missouri Extension feed stuff finder at <https://feedstufffinder.org>

- Alfalfa - Supreme 250.00-350.00, small square 10.00-15.00 per bale
- Alfalfa - Premium 200.00-275.00
- Alfalfa - Good 150.00-200.00, small square 5.00-10.00 per bale
- Alfalfa - Fair 125.00-150.00
- Mixed grass - Good/Premium 150.00-225.00
- Mixed grass-Fair/Good 100.00-175.00, small square 5.00-11.00 per bale
- Mixed grass - Fair 50.00-75.00 per large round bale
- Wheat straw - 4.00-7.00 per small square bale

Please Note: The above volumes (tonnage, acres, and bales) listed are for confirmed trades only, it does not include estimated volume (tonnage) for bids or offers to the trade. List your hay for sale at: [Hay Listing Online Form](#). Explanation of Hay Quality Guidelines: [Hay Quality Designation Guidelines](#). Glossary of Terms: [Livestock, Poultry, & Grain Hay Terms](#)

MISSOURI WEEKLY SHEEP/GOAT AUCTION SUMMARY

Receipts: 915 Week Ago: 865 Last Year: 3,141

SHEEP: Feeder lambs Small and Medium 1-2 hair 20-30 lbs 196.00-224.00, fancy 250.00; 30-40 lbs 225.00-280.00, thin 202.50; 40-50 lbs 247.50-317.50, thin 170.00.
Slaughter lambs Choice and Prime 1-3 hair 50-70 lbs 265.00-315.00; 70-80 lbs 237.00-282.50; 88 lbs 255.00-280.00; 90 lbs 270.00-290.00. Choice 1-3 hair 68 lbs 215.00-255.00; pkg 78 lbs 185.00; pkg 98 lbs 192.00.
Slaughter ewes Good 2-3 pkg 195 lbs 110.00. Utility and Good 1-3 115-135 lbs 70.00-75.00. Good 2-3 hair 85-120 lbs 105.00-112.00; pkg 151 lbs 95.00. Utility and Good 1-3 hair 80-160 lbs 80.00-100.00. Cull and Utility 1-2 hair pkg 132 lbs 75.00.
Slaughter bucks 1-2 pkg 165 lbs 90.00. Bucks 1-2 hair pkg 175 lbs 115.00.
Replacement ewes Small and Medium 1-2 hair 1-2 yrs 65-80 lbs exp 190.00-197.00; 90-100 lbs exp 145.00-165.00; 100-105 lbs exp 135.00-162.00; 1-2 yrs 71 lbs spr 195.00; 2-4 yrs 75 lbs exp 135.00; 2-4 yrs 110-125 lbs exp 130.00-137.50; 4-6 yrs 110-136 lbs exp 112.00-120.00; >6 yrs 110-125 lbs exp 120.00-125.00.
Families Medium and Large 1-2 2-4 yrs 130 lbs exp with <20 lb lambs 165.00 per fam. Small and Medium 1-2 2-4 yrs 70-110 lbs exp with <20 lb lambs 160.00-210.00 per fam.

GOATS: Feeder kids Selection 1 20-50 lbs 295.00-330.00. Selection 2 pkg 28 lbs 250.00, pygmies 214.00; 30-45 lbs 255.00-275.00, pygmies 197.50. Selection 3 pkg 23 lbs 163.00; 20-30 lbs pygmies 130.00-155.00; 30-50 lbs pygmies 117.00-161.00.
Slaughter kids Selection 1 50-60 lbs 300.00-360.00. Selection 2 45-80 lbs 230.00-260.00.
Slaughter nannies/does Selection 1-2 pkg 42 lbs pygmies 75.00; pkg 75 lbs thin 82.00; 90-100 lbs 120.00; 100-130 lbs 87.50-102.50.
Slaughter bucks/billies Selection 1-2 125-150 lbs 125.00-155.00.
Wethers Selection 1-2 55-85 lbs 175.00-190.00.
Wether kids Selection 1 50-65 lbs 305.00-315.00. Selection 2 pkg 62 lbs 280.00.
Replacement nannies/does Selection 1-2 1-2 yrs 69 lbs exp 195.00; 2-4 yrs 90-165 lbs exp 142.00-220.00.

Explanatory Notes: Stage - Represents estimated lambing/kidding period (Open, Exp=exposed, Bred, Fall = Sep-Nov, Win = Dec-Feb, Spr = Mar-May, Sum=Jun-Aug; w/s = woolled and shorn; /hd= per head; /fam=per family
All price CWT unless otherwise noted.

MISSOURI DROUGHT MONITOR

Date	None	D0	D1	D2	D3	D4
04/02/24	33.45	36.18	27.70	2.67	0	0
03/28/24	23.68	46.93	26.72	2.67	0	0
04/04/23	91.14	7.07	1.58	0.21	0	0

Reflects percentage of Missouri impacted by drought. D0 Abnormally Dry; D1 Moderate Drought; D2 Severe Drought; D3 Extreme Drought; D4 Exceptional Drought

NATIONAL DIRECT DELIVERED FEEDER PIG REPORT

04/05/24 Receipts: 88,187 Week ago: 118,309 Year Ago: 75,273
Early weaned pigs and feeder pigs steady.
Cash 47,983 head 41.00-55.00, weighted average 47.76. Formula 31,319 head 48.81-54.41, weighted average 51.07
Feeder pigs 40 pounds basis: Cash 8,885 head 88.00-103.00, weighted average 97.38

NATIONAL DAILY DIRECT PRIOR DAY HOG REPORTS FOR 04/08/24

BARROWS AND GILTS (Carcass Basis): 1,652 head
Base Carcass Price 78.00-90.00, weighted average 84.98

SOWS (Live Basis): 8,004 head
300-500 lbs. 28.00-75.25
Over 500 lbs. 56.77-75.50

MISSOURI WEEKLY DIRECT SLAUGHTER CATTLE REPORT 04/05/24

Weekly Receipts: 80 Week ago: 480 Year ago: 320
Trading as of Friday morning, trade remains light this week to inactive as most producers are passing lower bids.

LIVE STEERS & HEIFERS: No sales reported
DRESSED STEERS & HEIFERS: 2 loads flat Thu 297.00

GRADE AND WEIGHT (Grid): No sales reported

Click here for the current [National Crop Progress](#)
Click here for the current [Missouri Crop Progress](#)
The current hay directory can be found at: [Hay Directory](#).